



Valley Water

SANTA CLARA VALLEY WATER DISTRICT

NON-AGENDA

September 20, 2019

Board Policy EL-7 Communication and Support to the Board
The BAOs shall inform and support the Board in its work.

Page	<u>CEO BULLETIN & NEWSLETTERS</u>
3	CEO Bulletin: 09/13/19 – 09/19/19
	<u>BOARD MEMBER REQUESTS & INFORMATIONAL ITEMS</u>
7	BMR/IBMR Weekly Reports: 09/19/19
8	Memo from Darin Taylor to the Board, dated 9.13.19, regarding Summary of Monthly Report of Investments, August 2019
29	Memo from David Cahen to the Board, dated 9.18.19, regarding Risk Management Communications
	<u>INCOMING BOARD CORRESPONDENCE</u>
34	Board Correspondence Weekly Report: 09/19/19
35	Email from Nathan Jones to the Board, dated 9.7.19, regarding Trash Heap (C-19-0228)
46	Email from Patrick Ferraro, dated 9.15.19, regarding San Luis Reservoir Low-Point Improvement Project EIS/EIR (C-19-0229)
47	Email from Loana Lumina to the Board, dated 9.19.19, regarding Space Preserve (C-19-0230)2
	<u>OUTGOING BOARD CORRESPONDENCE</u>
64	Email from Chair LeZotte to Ms. Suzanne Solmonson dated 9.16.19, regarding Late Claim Request (C-19-0227)

CEO BULLETIN/ NEWSLETTERS



To: Board of Directors
From: Norma J. Camacho, CEO

Week of September 13 – September 19, 2019

Board Executive Limitation Policy EL-7:

The Board Appointed Officers shall inform and support the Board in its work. Further, a BAO shall 1) inform the Board of relevant trends, anticipated adverse media coverage, or material external and internal changes, particularly changes in the assumptions upon which any Board policy has previously been established and 2) report in a timely manner an actual or anticipated noncompliance with any policy of the Board.

Item	IN THIS ISSUE
<u>1</u>	Active Shooter Training Video Available For All Staff
<u>2</u>	City of Sunnyvale Presentation to Finance Division
<u>3</u>	Planning for public auction of a surplus property at 110 South Sunset Avenue, San Jose, CA 95116
<u>4</u>	Water 101 Academy: Spring 2020 Applications Launch
<u>5</u>	Water Reuse Partnership with Palo Alto and Mountain View

1. Active Shooter Training Video Available For All Staff

On August 7th and 8th, Emergency Services and Security hosted the Department of Homeland Security to provide Active Shooter Preparedness and Response Training to Valley Water leadership. Key take-aways from this training include:

- History of events
- Indicators of a potential shooter
- Preparedness, response and recovery
- Expectations

Video from the August 7th training has been posted on our internal website aqua.gov. All Valley Water staff are encouraged to view this video and managers and supervisors have been requested to provide employees with the necessary time to view this training.

For further information, please contact Tina Yoke at (408) 630-2385.

2. City of Sunnyvale Presentation to Finance Division

On Tuesday, September 17, Finance Division staff as well as members of Valley Water's Enterprise Resource Planning (ERP) system implementation team received a presentation from the City of Sunnyvale regarding their ERP system implementation experience. Tim Kirby, Director of Finance, and Michelle Ahlbrig, Human Resources Manager, provided a project overview and then discussed the City's approach, governance, change management and lessons learned from their experience. The City is currently in the process of replacing multiple Finance and HR systems with the Oracle Fusion Cloud ERP system. The Valley Water team gained much valuable information from the City of Sunnyvale's engaging and informative presentation.

For further information, please contact Darin Taylor at (408) 630-3068.

3. Planning for public auction of a surplus property at 110 South Sunset Avenue, San Jose, CA 95116

Our Real Estate Unit continues working toward the public sale of a surplus property located at 110 South Sunset Avenue, San Jose. The property contains one single family residential structure. Valley Water has conducted the following activities:

1. Posting the For Sale signs at the house for public exposure.
2. Purchased advertising space for the public auction in the San Jose Mercury News, San Jose Metro, El Observador and Vietnamese Daily News.
3. Listing the property in the Multiple Listing Service that is used by real estate brokers.
4. Conducted two open houses on September 10, 2019 and September 18, 2019. About 60 people walked through the 2 open houses.

The sale will be through a public auction to be held at the Valley Water's Headquarters Board Room on Tuesday, October 15, at 2 pm.

For further information, please contact Ngoc Nguyen at (408) 630-2632

4. Water 101 Academy: Spring 2020 Applications Launch

With the success of Valley Water's Water Ambassador pilot program in Spring 2019, staff is preparing to launch the second cohort of the "Water 101 Academy" for Spring 2020. Last year, the program received nearly 90 applications. A total of 21 community ambassadors were selected from all seven districts by their respective Board Directors. The goal of the pilot program was to recruit, train and deploy "ambassadors" who could provide accurate and up-to-date information on resources, opportunities, challenges or other pertinent issues around water, and provide a local voice in their personal and online social networks.

Since the completion of the inaugural academy last Spring, Ambassadors have continued to be active spokespeople in their communities on water issues, with several advocating for efforts such as purified and recycled water expansion, as well as volunteering to participate in community events and assisting during community project meetings. Several Ambassadors have expressed strong support of the program and are highly motivated to encourage other community leaders to participate.

Applications for the second year of the Water 101 Academy will be made available September 23-October 25. Staff is working on a comprehensive promotion and outreach plan through social

media, blog posts, monthly newsletters and NextDoor posts from each Board Director. Selected applicants (equal number from all seven board districts) will undergo six educational sessions starting February 2020, including a Saturday tour of Valley Water facilities. The final session and graduation ceremony will conclude in May during a regular evening board meeting.

Expected outcomes include expanding the cadre of county-wide water ambassadors who will help support and share invaluable information between Valley Water and their respective communities. The ultimate goal is the improvement of information sharing and gathering input at a neighborhood level as well as greater knowledge of and participation in Valley Water volunteer projects.

For further information, please contact Rick Callender at (408) 630-2017.

5. Water Reuse Partnership with Palo Alto and Mountain View

Valley Water has been in discussions with the cities of Palo Alto and Mountain View to partner on expanding water reuse in the county. The discussions have focused on the development of a local Advanced Water Purification Facility (AWPF) (owned and operated by Palo Alto) to provide recycled water of very high quality for irrigation and cooling towers, and a regional plant/program (owned and operated by Valley Water) to provide advanced purified water for potable reuse in the county.

A memorandum pertinent to the aforementioned discussions and the draft Term Sheet to Expand Water Reuse (Term Sheet) was included in the September 13, 2019, Non-agenda packet. Valley Water continues to meet with staff from both cities (Palo Alto and Mountain View) and is in the process of finalizing the Term Sheet. In addition, the City of Palo Alto and Valley Water have initiated discussions with potential partner agencies, including the Town of Los Altos Hills, the City of Los Altos, and Stanford University. Valley Water also plans to meet with East Palo Alto Sanitary District.

On September 19, 2019, the Town of Los Altos Hills' Council received an update on the Northwest County Recycled Water Strategic Plan (update to the 1992 Recycled Water Master Plan) as well as the potential partnership with Valley Water. In addition, on September 23, 2019, Palo Alto City Council will be holding a study session to discuss the partnership and draft Term Sheet. Valley Water will then present an update to the Joint Recycled Water Advisory Committee with the Cities of Palo Alto and Mountain View in early October 2019, followed by an update to Valley Water's full Board in late October 2019. The cities of Palo Alto and Mountain View are currently planning to go to their respective councils on November 18, 2019 for approval. Thereafter, Valley Water will present the Final Term Sheet to the Board of Directors for approval in early December 2019.

For further information, please contact Jerry De La Piedra. 408-630-2257

BOARD MEMBER REQUESTS & INFORMATIONAL ITEMS

Report Name: Board Member Requests

Request	Request Date	Director	BAO/Chief	Staff	Description	20 Days Due Date	Expected Completion Date	Disposition
R-19-0012	08/27/19	Lezotte	Yoke	Gordon	Staff is to coordinate a mock active shooter exercise replicating an active shooter at a Board Meeting scenario, and investigate, bringing on-site CERT Training (Community Emergency Response Team)	09/25/19		



MEMORANDUM

FC 14 (02-08-19)

TO: Board of Directors
FROM: Darin Taylor,
Chief Financial Officer
SUBJECT: Summary of Monthly Report of Investments,
August 2019
DATE: September 13, 2019

In accordance with the Santa Clara Valley Water District Board (Valley Water) Investment policy, staff provides a detailed investment report to the Board of Directors on a quarterly basis. In addition to the quarterly investment report, Government Code section 53607 requires the Treasurer of the local agency who has been delegated with the authority to invest funds to provide a monthly report of the investment transactions to the legislative body. This report is provided to the Board in compliance with Government Code section 53607 and Executive Limitation-4 Financial Management.

Attached is the report of investments for the month of August 2019. All investments were in compliance with the Investment Policy and performed on par with Valley Water's benchmark yield. The attached report includes a summary of the portfolio holdings, details of each security in the portfolio and an investment activity summary with comparisons to the previous 12 months. The following are highlights of the investment activities for the month:

- The book value of Valley Water's portfolio as of August 31, 2019, was \$635 million.
- Valley Water's portfolio is invested with a primary goal of safety. To accomplish this goal, we only invest in securities that are permitted by California Government Code and the Board Investment Policy. These securities have high credit ratings and maturities of no more than 5 years. As of August 31, 2019, approximately 78% of the portfolio was held in US Government Treasury/Agency/Municipal Bonds, 13% was held in liquid funds (Local Area Investment Fund/money market mutual fund), and 9% in supranational/corporate medium-term notes.
- The portfolio had a yield-to-maturity of 2.21% for the month of August 2019. This is slightly below Valley Water's benchmark, the 24-month floating average of the 2-year Treasury note, which was 2.24%.
- Valley Water's portfolio is reviewed every month for compliance with the Investment Policy. All investments were in compliance for the reporting period.
- California Government Code requires that a public entity structure its portfolio so that it, at minimum, can meet expenditures for the next six months. The investment portfolio has been structured to ensure that sufficient monies will be available to cover anticipated expenditures in the coming six months.

If you have any questions regarding the Investment Report, please contact Darin Taylor, Chief Financial Officer, at 408-630-3068.



Darin Taylor
Chief Financial Officer

Attachment: Monthly Report of Investments for August 2019





**Santa Clara Valley Water Dist.
Portfolio Management
Portfolio Summary
August 31, 2019**

SANTA CLARA VALLEY WATER
5750 Almaden Expressway
San Jose, San Jose, Ca 951
(408)265-2607

Investments	Par Value	Market Value	Book Value	% of Portfolio	YTM 365 Equiv.	Term	Days to Maturity
Treasury Securities - Coupon	14,000,000.00	14,060,628.00	13,876,958.68	2.19	2.297	1,094	688
Federal Agency Issues - Coupon	430,399,000.00	434,906,012.67	431,038,345.22	67.87	2.228	1,254	779
Negotiable CD's - Interest Bearing	1,670,000.00	1,686,054.61	1,670,000.00	0.26	2.432	804	356
LAIF	55,608,591.58	55,608,591.58	55,608,591.58	8.76	2.570	1	1
Medium Term Notes	18,003,000.00	18,273,304.43	17,800,960.81	2.80	2.630	1,402	946
Money Market Account	27,868,616.60	27,868,616.60	27,868,616.60	4.39	0.060	1	1
TimeCD_Deposit Account	21,590,133.02	21,590,133.02	21,590,133.02	3.40	2.457	1	1
Supranational	15,000,000.00	15,216,100.03	14,949,651.28	2.35	2.440	1,297	763
Municipal Bonds	50,649,051.43	51,705,888.61	50,659,263.20	7.98	2.534	1,291	931
Investments	634,788,392.63	640,905,329.55	635,062,520.39	100.00%	2.213	1,050	664

Total Earnings	August 31	Month Ending	Fiscal Year To Date
Current Year	1,228,268.18		2,474,625.36
Average Daily Balance	640,278,045.35		645,752,835.67
Effective Rate of Return	2.26%		2.26%

Current market pricing is updated at the end of each month from data provided by Interactive Data, a securities pricing service.


 Charlene Sun
 Treasury/Debt Officer
 Date: 9/13/19

 Darin Taylor, Chief Financial Officer
 Date: 9/13/19

Reporting period 08/01/2019-08/31/2019

Run Date: 09/13/2019 - 08:30

Portfolio SCVW
AC
PM (PRE_PMI) 7.3.0
Report Ver. 7.3.6.1

**Santa Clara Valley Water Dist.
Portfolio Management
Activity Summary
August 2018 through August 2019**

Month End	Year	Number of Securities	Total Invested	Yield to Maturity		Managed Pool Rate	Number of Investments Purchased	Number of Investments Redeemed	Average Term	Average Days to Maturity
				360 Equivalent	365 Equivalent					
August 2018	2018	161	573,861,521.23	1.792	1.817	1.900	3	2	1,000	633
September 2018	2018	165	569,055,571.75	1.903	1.930	1.900	6	3	1,043	667
October 2018	2018	166	569,697,438.86	1.934	1.961	2.160	4	1	1,043	647
November 2018	2018	167	563,636,142.61	1.933	1.959	2.160	2	4	1,042	644
December 2018	2018	177	578,467,963.19	2.031	2.059	2.160	14	9	1,053	690
January 2019	2019	183	604,085,951.21	2.088	2.117	2.400	15	1	1,066	695
February 2019	2019	197	616,976,647.15	2.108	2.137	2.400	15	5	1,070	698
March 2019	2019	201	609,566,995.49	2.148	2.178	2.400	9	9	1,083	703
April 2019	2019	203	625,347,308.99	2.129	2.158	2.550	11	7	1,052	676
May 2019	2019	203	594,300,119.11	2.140	2.170	2.550	7	14	1,044	674
June 2019	2019	206	657,570,588.96	2.127	2.157	2.550	16	7	1,025	678
July 2019	2019	203	647,733,919.74	2.132	2.161	2.570	5	5	1,035	675
August 2019	2019	199	635,062,520.39	2.183	2.213	2.570	2	2	1,050	664
Average		187	603,489,437.59	2.060%	2.078%	2.328	8	5	1,047	673

**Santa Clara Valley Water Dist.
Portfolio Management
Activity By Type
August 1, 2019 through August 31, 2019**

CUSIP	Investment #	Issuer	Stated Rate	Transaction Date	Purchases or Deposits	Redemptions or Withdrawals	Balance
Treasury Securities - Coupon							
Subtotal							13,876,958.68
Federal Agency Issues - Coupon							
3135G0N33	5081	Fed Natl Mortgage Assoc	0.875	08/02/2019	0.00	3,000,000.00	
Subtotal							431,038,345.22
Negotiable CD's - Interest Bearing							
Subtotal							1,670,000.00
LAIF (Monthly Summary)							
Subtotal							55,608,591.58
Medium Term Notes							
742851DQ2	5068	Private Export Funding Corp	1.450	08/15/2019	0.00	1,575,000.00	
Subtotal							17,800,960.81
Money Market Account (Monthly Summary)							
23380W523	4102	Daily Income US Gov MMF	0.050		23,676,615.47	37,338,607.46	
Subtotal							27,868,616.60
TimeCD_Deposit Account (Monthly Summary)							
SYS5317	5317	Alliance Credit Union	2.470		510.68	0.00	
SYS5309	5309	Community Bank of the Bay	2.704		562.20	0.00	
SYS5371	5371	Community Bank of the Bay	2.440		9,923.10	0.00	
SYS5395	5395	Meriwest Credit Union	2.500		504.50	0.00	
SYS5398	5398	Meriwest Credit Union	2.500		5,005,414.26	0.00	
SYS5397	5397	Provident Credit Union	2.610		525.88	0.00	
SYS5369	5369	Technology Credit Union	2.430		20,545.92	0.00	
Subtotal							21,590,133.02
Supranational							
Subtotal							14,949,651.28
Municipal Bonds							
91412GQD0	5399	University of California	2.570	08/21/2019	511,830.00	0.00	

Santa Clara Valley Water Dist.
Portfolio Management
Activity By Type
August 1, 2019 through August 31, 2019

CUSIP	Investment #	Issuer	Stated Rate	Transaction Date	Purchases or Deposits	Redemptions or Withdrawals	Balance
Municipal Bonds							
					511,830.00	0.00	50,859,263.20
					29,226,432.01	41,913,607.46	635,062,520.39
							Total

Santa Clara Valley Water Dist.
Portfolio Management
Portfolio Details - Investments
August 31, 2019

CUSIP	Investment #	Issuer	Average Balance	Purchase Date	Par Value	Market Value	Book Value	Stated Rate	YTM	Term	Days to Maturity	Maturity Date
Treasury Securities - Coupon												
912828XE5	5155	US Treasury Bill		10/24/2017	3,000,000.00	2,992,383.00	2,996,982.63	1.500	1.638	950	273	05/31/2020
912828Q37	5206	US Treasury Bill		05/10/2018	5,000,000.00	4,971,290.00	4,894,775.02	1.250	2.642	1,056	577	03/31/2021
9128284P2	5277	US Treasury Bill		09/21/2018	3,000,000.00	3,051,915.00	2,987,939.50	2.625	2.871	967	622	05/15/2021
912828VB3	5384	US Treasury Bill		06/18/2019	3,000,000.00	3,035,040.00	2,997,261.53	1.750	1.821	1,427	1,352	05/15/2023
		Subtotal and Average	13,873,682.37		14,000,000.00	14,050,628.00	13,876,956.68		2.297	1,094	688	

Federal Agency Issues - Coupon

3133EG2D6	5084	Federal Farm Credit Bank		01/24/2017	3,000,000.00	2,999,006.94	3,000,246.23	1.550	1.434	976	26	09/27/2019
3133EG5D3	5086	Federal Farm Credit Bank		01/27/2017	3,000,000.00	3,033,592.02	3,000,000.00	2.030	2.030	1,826	879	01/27/2022
3133EGW92	5089	Federal Farm Credit Bank		01/27/2017	3,000,000.00	2,995,944.87	2,999,922.26	1.500	1.509	1,056	109	12/19/2019
3133EHJA2	5095	Federal Farm Credit Bank		05/08/2017	3,000,000.00	2,992,996.17	3,000,041.17	1.550	1.548	1,096	250	05/08/2020
3133EHGS6	5101	Federal Farm Credit Bank		05/10/2017	3,000,000.00	2,997,315.99	2,995,189.92	2.030	2.094	1,811	967	04/25/2022
3133EHPD9	5118	Federal Farm Credit Bank		06/29/2017	3,000,000.00	2,998,219.71	3,000,000.00	1.670	1.670	1,089	295	06/22/2020
3133ECPD0	5141	Federal Farm Credit Bank		09/14/2017	2,085,000.00	2,077,800.35	2,084,169.41	1.420	1.478	972	255	05/13/2020
3133EHZH9	5142	Federal Farm Credit Bank		09/14/2017	1,850,000.00	1,845,680.97	1,850,740.99	1.550	1.490	967	250	05/08/2020
3133EHZJ2	5143	Federal Farm Credit Bank		09/20/2017	2,000,000.00	1,999,694.38	2,000,000.00	1.840	1.840	1,461	750	09/20/2021
3133EHM34	5154	Federal Farm Credit Bank		11/01/2017	3,000,000.00	3,000,045.66	3,000,000.00	2.230	2.230	1,826	1,157	11/01/2022
3133EGBL8	5170	Federal Farm Credit Bank		12/26/2017	3,000,000.00	2,988,266.91	2,986,833.93	1.370	2.000	875	261	05/19/2020
3133EHTT8	5172	Federal Farm Credit Bank		12/26/2017	3,000,000.00	2,999,323.80	2,995,800.24	1.830	2.030	876	262	05/20/2020
3133EGBL8	5175	Federal Farm Credit Bank		12/29/2017	3,000,000.00	2,988,266.91	2,985,789.00	1.370	2.050	872	261	05/19/2020
3133EGCN3	5176	Federal Farm Credit Bank		12/29/2017	5,000,000.00	4,991,166.60	4,987,494.13	1.490	2.000	794	183	03/02/2020
3133EGBL8	5177	Federal Farm Credit Bank		12/29/2017	4,000,000.00	3,984,355.88	3,981,448.00	1.370	2.036	872	261	05/19/2020
3133EJAD1	5184	Federal Farm Credit Bank		01/23/2018	5,000,000.00	5,029,000.70	4,998,817.75	2.150	2.169	1,065	479	12/23/2020
3133EJAD1	5185	Federal Farm Credit Bank		06/29/2018	5,000,000.00	5,029,000.70	4,999,775.24	2.150	2.154	1,065	479	12/23/2020
3133EJTB5	5249	Federal Farm Credit Bank		06/29/2018	4,500,000.00	4,648,729.72	4,505,978.47	2.800	2.748	1,398	969	04/27/2022
3133EGAH8	5251	Federal Farm Credit Bank		07/03/2018	4,582,000.00	4,567,889.69	4,489,872.55	1.550	2.780	1,049	624	05/17/2021
3133EJSA8	5252	Federal Farm Credit Bank		07/03/2018	5,000,000.00	5,098,396.00	5,002,434.46	2.730	2.702	1,084	659	06/21/2021
3133EJ2H1	5291	Federal Farm Credit Bank		12/10/2018	5,000,000.00	5,016,938.20	5,000,000.00	3.110	3.110	1,096	831	12/10/2021
3133EJ2J7	5292	Federal Farm Credit Bank		12/11/2018	3,000,000.00	3,011,913.33	3,000,000.00	3.400	3.400	1,826	1,562	12/11/2023
3133EJP60	5318	Federal Farm Credit Bank		01/23/2019	3,000,000.00	3,160,507.68	3,033,861.89	3.000	2.672	1,560	1,339	05/02/2023
3133EJW70	5327	Federal Farm Credit Bank		01/25/2019	3,000,000.00	3,063,794.88	3,014,469.38	2.875	2.586	852	633	05/26/2021
3133ED2B7	5333	Federal Farm Credit Bank		02/01/2019	1,000,000.00	1,083,326.63	1,039,814.47	3.610	2.560	1,690	1,478	09/18/2023
3133EKAK2	5339	Federal Farm Credit Bank		02/14/2019	3,000,000.00	3,069,974.16	2,998,332.11	2.530	2.554	1,096	897	02/14/2022
3133EKBV7	5348	Federal Farm Credit Bank		03/01/2019	3,000,000.00	3,072,859.02	3,002,010.35	2.550	2.522	1,096	912	03/01/2022
3133EKDR4	5354	Federal Farm Credit Bank		03/25/2019	3,000,000.00	3,001,038.03	3,001,365.00	2.730	2.729	1,274	1,114	09/19/2022
3133EKEN2	5355	Federal Farm Credit Bank		03/26/2019	3,000,000.00	3,010,508.76	3,000,000.00	2.520	2.520	731	572	03/26/2021

Portfolio SCVW
AC
PM (PRF_PM2) 7.3.0

**Santa Clara Valley Water Dist.
Portfolio Management
Portfolio Details - Investments
August 31, 2019**

CUSIP	Investment #	Issuer	Average Balance	Purchase Date	Par Value	Market Value	Book Value	Stated Rate	YTM 365	Term	Days to Maturity	Maturity Date
3133EKL2	5372	Federal Farm Credit Bank		05/15/2019	3,000,000.00	3,091,076.76	3,010,267.63	2.300	2.203	1,461	1,352	05/15/2023
3133EKL2	5375	Federal Farm Credit Bank		05/24/2019	1,805,000.00	1,859,797.85	1,816,239.78	2.300	2.140	1,452	1,352	05/15/2023
3133EKL7	5376	Federal Farm Credit Bank		06/03/2019	5,000,000.00	5,054,739.00	5,023,987.50	2.250	2.022	714	624	05/17/2021
3133EKP4	5377	Federal Farm Credit Bank		06/12/2019	5,000,000.00	5,063,096.95	4,995,093.23	1.875	1.906	1,279	1,198	12/12/2022
3133EKP5	5380	Federal Farm Credit Bank		06/10/2019	3,000,000.00	3,075,584.55	3,026,451.32	2.125	1.903	1,548	1,465	09/05/2023
3133EDBU5	5381	Federal Farm Credit Bank		06/10/2019	3,000,000.00	3,252,331.89	3,198,656.06	3.500	1.887	1,654	1,571	12/20/2023
3133EHN25	5382	Federal Farm Credit Bank		06/18/2019	3,000,000.00	3,089,394.93	3,043,232.05	2.200	1.910	1,597	1,522	11/01/2023
3133EKKU9	5383	Federal Farm Credit Bank		06/18/2019	3,000,000.00	3,102,641.46	3,055,738.06	2.300	1.899	1,604	1,529	11/08/2023
3133ECPM0	5385	Federal Farm Credit Bank		06/20/2019	4,596,000.00	4,703,266.87	4,656,376.50	2.125	1.814	1,425	1,352	05/15/2023
3133ECGU2	5386	Federal Farm Credit Bank		06/20/2019	5,000,000.00	5,111,027.50	5,087,577.99	2.120	1.791	1,350	1,277	03/01/2023
3133EKSU7	5387	Federal Farm Credit Bank		06/26/2019	3,000,000.00	3,034,863.15	2,995,158.85	1.770	1.814	1,461	1,394	06/26/2023
3133EKTG1	5392	Federal Farm Credit Bank		07/01/2019	3,000,000.00	3,019,142.64	2,997,506.67	1.750	1.780	1,096	1,034	07/01/2022
3130AAQV3	5087	Federal Home Loan Bank		01/30/2017	3,500,000.00	3,495,544.92	3,500,000.00	1.670	1.670	1,186	242	04/30/2020
313379RB7	5131	Federal Home Loan Bank		08/23/2017	3,000,000.00	3,015,495.48	3,011,228.07	1.875	1.657	1,388	649	06/11/2021
313382K69	5132	Federal Home Loan Bank		08/23/2017	3,000,000.00	3,006,121.41	3,006,759.34	1.750	1.598	1,297	558	03/12/2021
313383HU8	5139	Federal Home Loan Bank		09/08/2017	3,000,000.00	2,998,339.02	3,007,768.49	1.750	1.410	1,008	285	06/12/2020
3130A0XD7	5210	Federal Home Loan Bank		05/17/2018	3,000,000.00	3,034,063.65	2,982,281.14	2.375	2.778	1,030	558	03/12/2021
3133732Y7	5211	Federal Home Loan Bank		05/17/2018	5,000,000.00	5,151,217.25	5,062,808.57	3.625	2.765	1,030	558	03/12/2021
3130AECJ7	5215	Federal Home Loan Bank		05/24/2018	5,000,000.00	5,027,377.80	5,001,246.48	2.625	2.590	735	270	05/28/2020
3130AEF54	5223	Federal Home Loan Bank		06/08/2018	5,000,000.00	5,049,963.30	5,000,000.00	3.100	3.100	1,826	1,376	06/08/2023
3130A1B80	5237	Federal Home Loan Bank		06/19/2018	4,620,000.00	4,745,473.52	4,600,200.79	2.625	2.804	1,361	922	03/11/2022
313378CR0	5241	Federal Home Loan Bank		06/21/2018	5,000,000.00	5,092,490.40	4,935,654.85	2.250	2.789	1,359	922	03/11/2022
313378CR0	5243	Federal Home Loan Bank		06/21/2018	5,000,000.00	5,092,490.40	4,936,771.98	2.250	2.780	1,359	922	03/11/2022
3133XPKG8	5244	Federal Home Loan Bank		06/21/2018	5,000,000.00	5,559,992.35	5,311,461.45	4.750	2.848	1,723	1,286	03/10/2023
3130AEWM8	5275	Federal Home Loan Bank		09/28/2018	3,000,000.00	3,033,042.03	3,000,000.00	3.000	3.000	1,461	1,123	09/28/2022
3130AFE78	5319	Federal Home Loan Bank		01/23/2019	3,000,000.00	3,142,192.26	3,027,770.76	3.000	2.699	1,416	1,195	12/09/2022
3130AFAP2	5323	Federal Home Loan Bank		01/24/2019	3,000,000.00	3,009,268.05	3,017,034.09	3.500	2.634	1,740	1,520	10/30/2023
3130AFE78	5332	Federal Home Loan Bank		01/28/2019	3,000,000.00	3,142,192.26	3,029,140.89	3.000	2.684	1,411	1,195	12/09/2022
313383YJ4	5334	Federal Home Loan Bank		02/01/2019	2,000,000.00	2,147,630.50	2,061,402.75	3.375	2.560	1,680	1,468	09/08/2023
3130AFTK3	5335	Federal Home Loan Bank		02/06/2019	3,000,000.00	3,013,415.01	3,003,473.44	2.960	2.822	1,461	1,254	02/06/2023
3130AFE78	5336	Federal Home Loan Bank		02/04/2019	3,000,000.00	3,142,192.26	3,038,427.47	3.000	2.585	1,404	1,195	12/09/2022
3130AFAP2	5340	Federal Home Loan Bank		02/07/2019	3,000,000.00	3,009,268.05	3,019,804.76	3.500	3.327	1,726	1,520	10/30/2023
3130AFW52	5342	Federal Home Loan Bank		02/26/2019	2,000,000.00	2,009,528.60	2,000,000.00	2.700	2.701	1,550	1,363	05/26/2023
3130AFYK7	5347	Federal Home Loan Bank		03/25/2019	3,000,000.00	3,001,240.95	3,000,000.00	2.750	2.750	1,096	936	03/25/2022
313370US5	5360	Federal Home Loan Bank		04/04/2019	2,000,000.00	2,022,631.08	2,013,200.57	2.875	2.400	526	376	09/11/2020
3130A3VC5	5374	Federal Home Loan Bank		05/24/2019	3,000,000.00	3,097,015.32	3,013,344.81	2.250	2.140	1,659	1,559	12/08/2023

Federal Agency Issues - Coupon

Portfolio SCVW
AC
PM (PRF_P2) 7.3.0

Santa Clara Valley Water Dist.
Portfolio Management
Portfolio Details - Investments
August 31, 2019

CUSIP	Investment #	Issuer	Average Balance	Purchase Date	Par Value	Market Value	Book Value	Stated Rate	YTM	Term	Days to Maturity	Maturity Date
3133834G3	5378	Federal Home Loan Bank		06/06/2019	3,000,000.00	3,070,785.27	3,019,791.23	2.125	1.942	1,464	1,377	06/09/2023
3130AAHE1	5390	Federal Home Loan Bank		06/24/2019	5,000,000.00	5,210,732.30	5,132,952.16	2.500	1.875	1,628	1,559	12/08/2023
3130A8H48	5024	Federal Home Loan Bank-CN		07/01/2016	5,000,000.00	4,974,494.70	5,000,000.00	1.150	1.150	1,461	304	07/01/2020
3130A9V32	5062	Federal Home Loan Bank-CN		11/15/2016	5,000,000.00	5,051,330.45	5,000,000.00	2.000	1.715	1,826	806	11/15/2021
3130ABEC6	5102	Federal Home Loan Bank-CN		05/26/2017	2,000,000.00	1,996,590.24	2,000,000.00	1.600	1.600	1,096	268	05/26/2020
3130ABEC6	5103	Federal Home Loan Bank-CN		05/26/2017	3,000,000.00	2,994,885.36	3,000,000.00	1.600	1.600	1,096	268	05/26/2020
3130ABPV2	5122	Federal Home Loan Bank-CN		07/14/2017	3,000,000.00	1,999,049.92	1,999,020.66	1.690	1.751	1,081	302	06/29/2020
313378J77	5123	Federal Home Loan Bank-CN		07/14/2017	3,000,000.00	2,999,435.01	3,005,850.09	1.875	1.500	973	194	03/13/2020
313378J77	5144	Federal Home Loan Bank-CN		09/13/2017	3,000,000.00	2,999,435.01	3,006,875.20	1.875	1.436	912	194	03/13/2020
313378J77	5147	Federal Home Loan Bank-CN		10/03/2017	3,000,000.00	2,999,435.01	3,004,326.55	1.875	1.598	892	194	03/13/2020
3130ACKG8	5148	Federal Home Loan Bank-CN		10/24/2017	3,000,000.00	3,002,295.54	3,000,000.00	2.200	2.200	1,826	1,149	10/24/2022
3130A5P86	5169	Federal Home Loan Bank-CN		12/26/2017	2,500,000.00	2,498,562.45	2,497,436.21	1.800	1.981	825	211	03/30/2020
3133714H6	5171	Federal Home Loan Bank-CN		12/26/2017	1,000,000.00	1,005,662.54	1,005,424.18	3.000	1.981	813	199	03/18/2020
3130ACN83	5179	Federal Home Loan Bank-CN		12/29/2017	5,000,000.00	4,992,088.05	4,989,613.00	1.700	2.002	868	257	05/15/2020
3130AD4X7	5183	Federal Home Loan Bank-CN		01/19/2018	5,000,000.00	5,015,350.05	4,988,897.31	2.000	2.180	1,057	467	12/11/2020
3130ADUU9	5214	Federal Home Loan Bank-CN		05/24/2018	5,000,000.00	5,014,589.20	4,995,875.56	2.375	2.520	676	211	03/30/2020
3130A7TX3	5296	Federal Home Loan Bank-CN		12/14/2018	3,000,000.00	3,000,009.84	2,928,342.56	1.940	2.890	1,230	989	04/27/2021
3134G9YJ0	5041	Federal Home Loan Mortgage Cor		06/30/2016	1,615,000.00	1,615,061.40	1,615,000.00	1.750	1.525	1,826	668	06/30/2021
3134GBV82	5153	Federal Home Loan Mortgage Cor		10/30/2017	3,000,000.00	3,000,702.48	3,000,000.00	2.000	2.000	1,369	698	07/30/2021
3134GB4R0	5162	Federal Home Loan Mortgage Cor		12/15/2017	3,000,000.00	3,000,459.60	3,000,000.00	2.250	2.250	1,826	1,201	12/15/2022
3134GSMU6	5217	Federal Home Loan Mortgage Cor		06/15/2018	5,000,000.00	5,045,156.45	5,000,000.00	3.000	3.000	1,461	1,018	06/15/2022
3134GSVB8	5264	Federal Home Loan Mortgage Cor		09/13/2018	5,000,000.00	5,001,677.85	5,000,000.00	3.250	3.250	1,826	1,473	09/13/2023
3134GSWW1	5266	Federal Home Loan Mortgage Cor		09/18/2018	5,000,000.00	5,002,774.35	5,000,000.00	3.000	3.000	1,277	929	03/18/2022
3134GSC52	5283	Federal Home Loan Mortgage Cor		11/27/2018	5,000,000.00	5,015,692.05	5,000,000.00	3.000	3.000	912	634	05/27/2021
3134GSJ48	5313	Federal Home Loan Mortgage Cor		12/27/2018	3,000,000.00	3,012,889.23	3,006,289.52	3.100	2.834	1,278	1,030	06/27/2022
3134GSS63	5321	Federal Home Loan Mortgage Cor		01/30/2019	3,000,000.00	3,013,577.46	3,000,000.00	2.800	2.800	1,461	1,247	01/30/2023
3134G9VX2	5337	Federal Home Loan Mortgage Cor		02/04/2019	3,000,000.00	3,000,025.20	2,969,180.72	1.500	1.557	877	668	06/30/2021
3134GS6X8	5351	Federal Home Loan Mortgage Cor		03/27/2019	5,000,000.00	5,028,775.30	5,000,000.00	2.800	2.800	1,827	1,669	03/27/2024
3134GTAY9	5358	Federal Home Loan Mortgage Cor		04/04/2019	3,000,000.00	3,001,757.79	3,000,000.00	2.625	2.646	1,819	1,669	03/27/2024
3134GTFZ1	5359	Federal Home Loan Mortgage Cor		04/08/2019	3,000,000.00	3,002,586.66	3,000,000.00	2.625	2.625	1,827	1,681	04/08/2024
3134GTCF6	5361	Federal Home Loan Mortgage Cor		04/17/2019	2,000,000.00	2,002,136.44	2,000,000.00	2.625	2.625	1,279	1,142	10/17/2022
3134GTPH0	5373	Federal Home Loan Mortgage Cor		05/28/2019	5,000,000.00	5,023,304.40	5,000,000.00	2.400	2.400	1,280	1,184	11/28/2022
3134GTYL1	5394	Federal Home Loan Mortgage Cor		06/28/2019	5,000,000.00	5,013,745.00	5,000,000.00	2.250	2.250	1,825	1,760	06/26/2024
3137EAEF2	5119	Fed Home Loan Mort Corp-CN		06/30/2017	5,000,000.00	4,984,774.15	4,994,782.88	1.375	1.543	1,025	232	04/20/2020
3137EAEF2	5120	Fed Home Loan Mort Corp-CN		06/30/2017	3,000,000.00	2,990,864.49	2,997,238.40	1.375	1.523	1,025	232	04/20/2020
3137EADR7	5145	Fed Home Loan Mort Corp-CN		09/13/2017	3,000,000.00	2,990,242.56	2,998,921.52	1.375	1.430	961	243	05/01/2020

Federal Agency Issues - Coupon

**Santa Clara Valley Water Dist.
Portfolio Management
Portfolio Details - Investments
August 31, 2019**

CUSIP	Investment #	Issuer	Average Balance	Purchase Date	Par Value	Market Value	Book Value	Stated Rate	YTM	Term	Days to Maturity	Maturity Date
Federal Agency Issues - Coupon												
3135G0A78	5180	FNMA Discount Note		01/18/2018	5,000,000.00	4,993,844.15	4,991,770.40	1.625	2.059	733	142	01/21/2020
3135G0Z72	4872	Fed Natl Mortgage Assoc		06/25/2015	3,000,000.00	2,997,934.14	3,000,746.89	1.750	1.640	1,615	86	11/26/2019
3135G0Z72	4873	Fed Natl Mortgage Assoc		06/25/2015	3,000,000.00	2,997,934.14	3,000,611.29	1.750	1.660	1,615	86	11/26/2019
3135G0R39	5077	Fed Natl Mortgage Assoc		01/23/2017	3,000,000.00	2,995,590.51	2,997,769.83	1.000	1.517	1,004	53	10/24/2019
3135G0ZG1	5078	Fed Natl Mortgage Assoc		01/23/2017	3,000,000.00	2,999,712.18	3,000,313.66	1.750	1.400	962	11	09/12/2019
3135G0R39	5082	Fed Natl Mortgage Assoc		01/23/2017	3,000,000.00	2,995,590.51	2,997,779.62	1.000	1.515	1,004	53	10/24/2019
3135G0ZY2	5088	Fed Natl Mortgage Assoc		01/27/2017	3,000,000.00	2,997,934.14	3,002,001.96	1.750	1.460	1,033	86	11/26/2019
3135G0T29	5138	Fed Natl Mortgage Assoc		09/08/2017	3,000,000.00	2,993,663.91	3,001,658.63	1.500	1.385	903	180	02/28/2020
3135G0T29	5181	Fed Natl Mortgage Assoc		01/18/2018	5,000,000.00	4,989,439.85	4,986,864.74	1.500	2.048	771	180	02/28/2020
3135G0T29	5182	Fed Natl Mortgage Assoc		01/19/2018	5,000,000.00	4,989,439.85	4,986,485.97	1.500	2.064	770	180	02/28/2020
3136GANM1	5253	Fed Natl Mortgage Assoc		07/03/2018	5,000,000.00	5,000,418.10	4,912,039.53	2.200	2.883	1,424	999	05/27/2022
3135G0U27	5276	Fed Natl Mortgage Assoc		09/21/2018	5,000,000.00	5,074,659.95	4,969,022.07	2.500	2.900	935	590	04/13/2021
3135G0T45	5299	Fed Natl Mortgage Assoc		12/18/2018	3,000,000.00	3,030,382.92	2,936,500.59	1.875	2.733	1,204	947	04/05/2022
3135G0U35	5312	Fed Natl Mortgage Assoc		12/24/2018	3,000,000.00	3,064,683.93	3,004,893.37	2.750	2.656	911	660	06/22/2021
3136G02F7	5326	Fed Natl Mortgage Assoc		01/25/2019	2,173,000.00	2,173,247.11	2,137,579.94	1.600	2.603	833	614	05/07/2021
3135G0T45	5391	Fed Natl Mortgage Assoc		06/24/2019	5,000,000.00	5,050,638.20	5,029,216.11	1.875	1.806	1,016	947	04/05/2022
3135G0F73	4963	FNMA Discount Notes		11/30/2015	3,000,000.00	2,984,045.15	2,986,806.13	1.500	1.871	1,827	456	11/30/2020
3136G3MK8	5018	FNMA Discount Notes		05/25/2016	3,000,000.00	2,993,848.50	3,000,000.00	1.350	1.350	1,279	85	11/25/2019
3136G3TU9	5026	FNMA Discount Notes		06/30/2016	5,000,000.00	4,986,493.35	5,000,000.00	1.125	1.125	1,278	120	12/30/2019
3135G0F72	5174	FNMA Discount Notes		12/29/2017	1,100,000.00	1,096,171.48	1,095,841.39	1.375	2.044	822	211	09/30/2020
3136G3U94	5325	FNMA Discount Notes		01/25/2019	1,000,000.00	997,184.03	979,898.29	1.400	2.603	851	632	05/25/2021
3135G0U43	5341	FNMA Discount Notes		02/12/2019	3,000,000.00	3,165,975.51	3,037,251.13	2.875	2.546	1,673	1,472	09/12/2023
880591EN8	5344	Tennessee Valley Authority		02/28/2019	4,473,000.00	4,505,543.18	4,386,848.40	1.875	2.560	1,264	1,079	08/15/2022
Subtotal and Average			431,133,101.26		430,399,000.00	434,906,012.67	431,038,345.22		2.228	1,254	779	
Negotiable CD's - Interest Bearing												
33715LBT6	5280	First Tech Fed Credit Union		07/16/2018	240,000.00	249,512.40	240,000.00	3.250	3.253	1,463	1,051	07/18/2022
320337BV9	5233	First General Bank		06/06/2018	240,000.00	241,338.48	240,000.00	2.300	2.300	814	362	08/28/2020
33616CBL3	5272	First Republic Bank		08/31/2018	240,000.00	242,528.88	240,000.00	2.800	2.800	728	362	08/28/2020
410493CN8	5161	Hanmi Bank		11/22/2017	235,000.00	234,931.38	235,000.00	1.800	1.800	730	82	11/22/2019
624786CU1	5250	MUFG Union Bank NA		07/03/2018	240,000.00	241,831.44	240,000.00	2.650	2.650	734	309	07/06/2020
69406PCQ0	5160	Pacific City Bank		11/24/2017	235,000.00	234,874.75	235,000.00	1.700	1.700	731	85	11/25/2019
866264DD3	5338	Summit State Bank		02/15/2019	240,000.00	241,037.28	240,000.00	2.500	2.495	425	227	04/15/2020
Subtotal and Average			1,670,000.00		1,670,000.00	1,686,054.61	1,670,000.00		2.432	804	356	

Santa Clara Valley Water Dist.
Portfolio Management
Portfolio Details - Investments
August 31, 2019

CUSIP	Investment #	Issuer	Average Balance	Purchase Date	Par Value	Market Value	Book Value	Stated Rate	YTM 365	Term	Days to Maturity	Maturity Date
SYS88-0237LAIF	88-0237LAIF	Local Agency Investment Fund	55,608,591.58		55,608,591.58	55,608,591.58	55,608,591.58	2.570	2.570	1	1	
Subtotal and Average			55,608,591.58		55,608,591.58	55,608,591.58		2.570	2.570	1	1	
Medium Term Notes												
037833DE7	5202	Apple Inc		05/03/2018	3,000,000.00	3,060,014.28	2,926,333.35	2.400	2.819	1,716	1,230	01/13/2023
037833BS8	5213	Apple Inc		05/18/2018	2,000,000.00	2,011,151.92	1,982,334.39	2.250	2.875	1,012	541	02/23/2021
478160CD4	5265	Johnson & Johnson		08/30/2018	3,000,000.00	3,038,529.81	2,954,621.47	2.250	2.889	1,281	914	03/03/2022
478160BT0	5350	Johnson & Johnson		03/05/2019	2,000,000.00	2,021,342.52	1,957,777.01	2.050	2.697	1,457	1,277	03/01/2023
594918AH7	5075	Microsoft Corp		01/09/2017	3,000,000.00	3,040,881.03	3,033,129.66	3.000	1.938	1,361	396	10/01/2020
594918BH6	5203	Microsoft Corp		05/03/2018	2,000,000.00	2,057,503.38	1,976,976.72	2.650	3.041	1,645	1,159	11/03/2022
742651DR0	5367	Private Export Funding Corp		04/08/2019	3,003,000.00	3,043,881.49	2,969,788.21	2.050	2.412	1,317	1,171	11/15/2022
Subtotal and Average			18,003,000.00		18,273,304.43	17,800,960.81		2.630	2.630	1,402	946	
Money Market Account												
23380W523	4102	Daily Income US Gov MMF			27,868,616.60	27,868,616.60	27,868,616.60	0.050	0.050	1	1	
Subtotal and Average			35,072,143.70		27,868,616.60	27,868,616.60		0.050	0.050	1	1	
TimeCD_Deposit Account												
SYS5317	5317	Alliance Credit Union			243,698.58	243,698.58	243,698.58	2.470	2.470	1	1	
SYS5311	5311	Bank of San Francisco			244,118.33	244,118.33	244,118.33	2.250	2.250	1	1	
SYS5309	5309	Community Bank of the Bay			245,457.96	245,457.96	245,457.96	2.704	2.704	1	1	
SYS5371	5371	Community Bank of the Bay			5,037,687.20	5,037,687.20	5,037,687.20	2.440	2.440	1	1	
SYS4912	4912	Deposit Account		07/01/2019	0.00	0.00	0.00	0.005	0.005	1	1	
SYS5395	5395	Meriwest Credit Union		07/11/2019	240,845.66	240,845.66	240,845.66	2.500	2.500	1	1	
SYS5398	5398	Meriwest Credit Union		08/16/2019	5,005,414.26	5,005,414.26	5,005,414.26	2.500	2.500	1	1	
SYS5397	5397	Provident Credit Union		07/26/2019	240,610.66	240,610.66	240,610.66	2.610	2.610	1	1	
SYS5310	5310	Technology Credit Union			244,684.58	244,684.58	244,684.58	2.778	2.776	1	1	
SYS5369	5369	Technology Credit Union			10,087,615.79	10,087,615.79	10,087,615.79	2.430	2.430	1	1	
Subtotal and Average			19,134,626.11		21,590,133.02	21,590,133.02		2.457	2.457	1	1	
Supranational												
4581X0DB1	5208	Inter-American Dev't Bank		05/15/2018	2,000,000.00	2,031,649.28	1,995,001.44	2.625	2.785	1,070	596	04/19/2021
4581X0CD8	5187	INTERAMERI DEV		01/30/2018	3,000,000.00	3,014,160.00	2,992,930.93	2.125	2.330	1,014	435	11/09/2020
459058FH1	5209	INTL BK RECON & DEVELOP		05/15/2018	2,000,000.00	1,992,108.20	1,952,894.56	1.378	2.805	1,105	631	05/24/2021
459058GL1	5290	INTL BK RECON & DEVELOP		12/03/2018	3,000,000.00	3,175,969.77	3,005,021.94	3.000	2.965	1,759	1,487	09/27/2023

**Santa Clara Valley Water Dist.
Portfolio Management
Portfolio Details - Investments
August 31, 2019**

CUSIP	Investment #	Issuer	Average Balance	Purchase Date	Par Value	Market Value	Book Value	Stated Rate	YTM 365	Term	Days to Maturity	Maturity Date
Supranational												
45950KCL2	5111	INTL FINANCE CORP		05/26/2017	3,000,000.00	2,996,496.60	3,003,802.41	1.750	1.526	1,039	211	03/30/2020
45950VLP9	5193	INTL FINANCE CORP		03/15/2018	2,000,000.00	2,005,716.18	2,000,000.00	2.500	2.500	1,826	1,291	03/15/2023
		Subtotal and Average	14,948,543.20		15,000,000.00	15,216,100.03	14,949,651.28		2.440	1,297	763	
Municipal Bonds												
010878AN6	5198	County of Alameda		03/29/2018	2,305,000.00	2,451,920.70	2,378,475.20	4.000	2.832	1,586	1,065	08/01/2022
13066YTY5	5084	CA Department Water Resources		09/28/2016	2,834,051.43	2,836,063.61	2,834,051.43	1.713	1.713	1,676	608	05/01/2021
13066YTZ2	5263	CA Department Water Resources		08/13/2018	2,000,000.00	2,019,960.00	1,955,070.85	2.000	2.894	1,357	973	05/01/2022
544351MN6	5246	City of Los Angeles CA		07/12/2018	2,500,000.00	2,587,975.00	2,500,000.00	2.900	2.899	1,512	1,096	09/01/2022
544351MN6	5247	City of Los Angeles CA		07/12/2018	2,500,000.00	2,587,975.00	2,500,000.00	2.900	2.899	1,512	1,096	09/01/2022
702274CN9	5285	City of Pasadena		12/06/2018	1,055,534.50	1,105,534.50	1,055,000.00	3.338	3.338	1,456	1,187	12/01/2022
702274CM1	5286	City of Pasadena		12/06/2018	500,000.00	515,705.00	500,000.00	3.235	3.235	1,091	822	12/01/2021
368079HR3	5362	Gavilan Joint Community CLG-A1		04/18/2019	2,000,000.00	2,029,240.00	2,000,000.00	2.450	2.449	836	700	08/01/2021
368079HS1	5363	Gavilan Joint Community CLG-A1		04/18/2019	500,000.00	512,125.00	500,000.00	2.520	2.519	1,201	1,065	08/01/2022
368079HT9	5364	Gavilan Joint Community CLG-A1		04/18/2019	400,000.00	413,692.00	400,000.00	2.620	2.619	1,566	1,430	08/01/2023
54465AGP1	5368	LA County Redev Agency		04/22/2019	1,750,000.00	1,765,505.00	1,723,269.61	2.000	2.480	1,593	1,461	09/01/2023
56781RJG3	5329	Marin CCD GO-B1		02/07/2019	600,000.00	628,602.00	600,000.00	2.895	2.895	1,636	1,430	08/01/2023
56781RJF5	5330	Marin CCD GO-B1		02/07/2019	500,000.00	517,130.00	500,000.00	2.813	2.813	1,271	1,065	08/01/2022
56781RGP6	5349	Marin CCD GO-B1		03/04/2019	2,080,000.00	2,136,721.60	2,078,006.45	2.566	2.600	1,246	1,065	08/01/2022
796815ZG6	5393	San Bernardino County		07/02/2019	5,000,000.00	5,022,950.00	5,000,000.00	2.050	2.050	1,187	1,126	10/01/2022
801546PE6	5156	Cnty Santa Clara		11/09/2017	3,000,000.00	3,005,130.00	3,006,250.51	2.125	1.890	996	335	08/01/2020
801577NR4	5388	SC County Financing Auth		06/27/2019	2,000,000.00	2,004,100.00	2,003,433.73	2.050	1.944	674	608	05/01/2021
7976465A0	5343	San Francisco City & County CA		02/26/2019	455,000.00	467,130.30	455,000.00	2.623	2.622	1,205	1,018	06/15/2022
797669XU7	5294	SF Bay Area Rapid Transit Dist		12/10/2018	1,385,000.00	1,397,894.35	1,372,137.09	2.387	2.916	934	669	07/01/2021
79765R3U1	5164	San Fran CY&Cnty CA PUC WTR		12/28/2017	1,000,000.00	1,026,510.00	1,000,000.00	2.619	2.619	1,769	1,157	11/01/2022
79765R3R8	5165	San Fran CY&Cnty CA PUC WTR		12/28/2017	400,000.00	400,080.00	400,000.00	2.132	2.127	673	61	11/01/2019
79765R3S6	5167	San Fran CY&Cnty CA PUC WTR		12/28/2017	100,473.00	100,473.00	100,000.00	2.298	2.292	1,039	427	11/01/2020
79765R3U1	5331	San Fran CY&Cnty CA PUC WTR		01/29/2019	875,000.00	888,196.25	867,990.94	2.619	2.887	1,372	1,157	11/01/2022
798170AE6	5189	San Jose Redevelopment Ag		02/26/2018	3,000,000.00	3,070,020.00	2,983,627.90	2.630	2.830	1,617	1,065	08/01/2022
798170AE6	5190	San Jose Redevelopment Ag		02/28/2018	2,000,000.00	2,046,680.00	1,991,800.38	2.630	2.780	1,615	1,065	08/01/2022
798189PB6	5218	San Jose Evergreen		06/05/2018	1,000,000.00	1,000,000.00	1,000,000.00	2.657	2.659	453	0	09/01/2019
798189PC4	5219	San Jose Evergreen		06/05/2018	285,000.00	287,180.25	285,000.00	2.827	2.828	819	366	09/01/2020
798189PD2	5220	San Jose Evergreen		06/05/2018	230,000.00	243,949.50	238,481.67	5.000	3.051	1,184	731	09/01/2021
798189PE0	5221	San Jose Evergreen		06/05/2018	130,000.00	141,789.70	136,435.77	5.000	3.223	1,549	1,096	09/01/2021
798189PB6	5242	San Jose Evergreen		06/22/2018	1,850,000.00	1,850,000.00	1,850,000.00	2.657	2.500	436	0	09/01/2019
91412HEW9	5352	University of California		03/19/2019	250,000.00	255,475.00	250,000.00	2.608	2.607	1,153	987	05/15/2022

Portfolio SCVM
AC
PM (PRF_PM2) 7.3.0

**Santa Clara Valley Water Dist.
Portfolio Management
Portfolio Details - Investments
August 31, 2019**

CUSIP	Investment #	Issuer	Average Balance	Purchase Date	Par Value	Market Value	Book Value	Stated Rate	YTM 365	Term Maturity	Days to Maturity	Maturity Date
Municipal Bonds												
91412HEX7	5353	University of California		03/19/2019	600,000.00	617,748.00	600,000.00	2.657	2.657	1,518	1,352	05/15/2023
91412GQF5	5365	University of California		05/15/2019	500,000.00	522,725.00	506,691.30	2.900	2.595	1,827	1,718	05/15/2024
91412GWX9	5366	University of California		04/09/2019	1,000,000.00	1,012,680.00	1,002,898.44	2.526	2.350	767	622	05/15/2021
91412GQE8	5370	University of California		05/01/2019	1,565,000.00	1,616,472.85	1,578,137.93	2.750	2.510	1,475	1,352	05/15/2023
91412GQD0	5399	University of California		08/21/2019	500,000.00	510,455.00	515,136.45	2.570	1.680	998	987	05/15/2022
93974D5Q7	5279	Washington State GO Bond		10/01/2018	2,000,000.00	2,100,100.00	1,992,366.55	3.030	3.136	1,765	1,430	08/01/2023
		Subtotal and Average	50,327,124.66		50,649,051.43	51,705,888.61	50,659,263.20		2.534	1,291	931	
		Total and Average	640,278,045.35		634,788,392.63	640,905,329.55	635,062,520.39		2.213	1,050	664	

Santa Clara Valley Water Dist.
Portfolio Management
Portfolio Details - Cash
August 31, 2019

CUSIP	Investment #	Issuer	Average Balance	Purchase Date	Par Value	Market Value	Book Value	Stated Rate	YTM 365	Term	Days to Maturity
		Average Balance	0.00							0	0
		Total Cash and Investments	640,278,045.35		634,788,392.63	640,905,329.55	635,062,520.39		2.213	1,050	664



Santa Clara Valley Water Dist.
Transaction Activity Report
August 1, 2019 - August 31, 2019
Sorted by Transaction Date - Transaction Date
All Funds

SANTA CLARA VALLEY WATER
 5750 Almaden Expressway
 San Jose, Ca 951
 (408)265-2607

Investment #	Fund	CUSIP	Inv Descrip	TransactionType	TransactionDate	MaturityDate	RedemptionType	New Principal	Principal Paydowns	Interest	Total Cash
4102	82	23380W523	Money Market Fund	Purchase	08/01/2019			56,569.25			-56,569.25
4102	82	23380W523	Money Market Fund	Purchase	08/01/2019			46,100.00			-46,100.00
4102	82	23380W523	Money Market Fund	Purchase	08/01/2019			14,019.44			-14,019.44
4102	82	23380W523	Money Market Fund	Purchase	08/01/2019			3,605.00			-3,605.00
4102	82	23380W523	Money Market Fund	Purchase	08/01/2019			2,998.44			-2,998.44
4102	82	23380W523	Money Market Fund	Purchase	08/01/2019			26,686.40			-26,686.40
4102	82	23380W523	Money Market Fund	Purchase	08/01/2019			6,798.08			-6,798.08
4102	82	23380W523	Money Market Fund	Purchase	08/01/2019			8,395.50			-8,395.50
4102	82	23380W523	Money Market Fund	Purchase	08/01/2019			65,750.00			-65,750.00
4102	82	23380W523	Money Market Fund	Purchase	08/01/2019			31,875.00			-31,875.00
4102	82	23380W523	Money Market Fund	Purchase	08/01/2019			30,300.00			-30,300.00
5156	82	801546PE6	Money Market Fund	Redemption	08/01/2019				3,100,000.00		3,100,000.00
5189	82	801546PE6	SCC 2.125% MAT	Interest	08/01/2019	08/01/2020				31,875.00	31,875.00
5190	82	798170AE6	SJSDEV 2.63% MAT	Interest	08/01/2019	08/01/2022				39,450.00	39,450.00
5198	82	798170AE6	SJSDEV 2.63% MAT	Interest	08/01/2019	08/01/2022				26,300.00	26,300.00
5198	82	010878AN6	ACNTY 4. % MAT	Interest	08/01/2019	08/01/2022				46,100.00	46,100.00
5279	82	93974D5Q7	WA GO 3.03% MAT	Interest	08/01/2019	08/01/2023				30,300.00	30,300.00
5329	82	56781R3G3	MARIN 2.895% MAT	Interest	08/01/2019	08/01/2023				8,395.50	8,395.50
5330	82	56781R3G3	MARIN CALIF	Interest	08/01/2019	08/01/2022				6,798.08	6,798.08
5349	82	56781R3G6	MARIN CALIF	Interest	08/01/2019	08/01/2022				26,686.40	26,686.40
5349	82	56781R3G6	MARIN CALIF	Accr Int	08/01/2019	08/01/2022			4,892.51		0.00
5362	82	368079HR3	GAVILA 2.45% MAT	Interest	08/01/2019	08/01/2021				14,019.44	14,019.44
5363	82	368079HS1	GAVILA 2.52% MAT	Interest	08/01/2019	08/01/2022				3,605.00	3,605.00
5364	82	368079HT9	GAVILAN CALIF JT	Interest	08/01/2019	08/01/2022				2,998.44	2,998.44
4102	82	23380W523	Money Market Fund	Interest	08/01/2019	08/01/2023				56,569.25	56,569.25
Totals for 08/01/2019								293,097.11	3,104,892.51	288,204.60	3,100,000.00
4102	82	23380W523	Money Market Fund	Purchase	08/02/2019			13,125.00			-13,125.00
4102	82	23380W523	Money Market Fund	Purchase	08/02/2019			3,000,000.00			-3,000,000.00
4102	82	23380W523	Money Market Fund	Purchase	08/02/2019			200,000.00			-200,000.00
5081	82	3135GON33	FNMA 0.875% MAT	Redemption	08/02/2019	08/02/2019	Maturity		3,000,000.00		3,000,000.00
5081	82	3135GON33	FNMA 0.875% MAT	Interest	08/02/2019	08/02/2019				13,125.00	13,125.00
Totals for 08/02/2019								3,213,125.00	3,000,000.00	13,125.00	-200,000.00
4102	82	23380W523	Money Market Fund	Purchase	08/05/2019			450,000.00			-450,000.00

Santa Clara Valley Water Dist.
Transaction Activity Report
Sorted by Transaction Date - Transaction Date

Investment #	Fund	CUSIP	Inv Descrip	TransactionType	TransactionDate	MaturityDate	RedemptionType	New Principal	Principal Paydowns	Interest	Total Cash
Totals for 08/05/2019											
4102	82	23380W523	Money Market Fund	Purchase	08/06/2019			44,400.00			-44,400.00
4102	82	23380W523	Money Market Fund	Redemption	08/06/2019			300,000.00			300,000.00
5335	82	3130AFTK3	FEDERAL HOME	Interest	08/06/2019	02/06/2023				44,400.00	44,400.00
Totals for 08/06/2019											
4102	82	23380W523	Money Market Fund	Redemption	08/07/2019			2,800,000.00			2,800,000.00
Totals for 08/07/2019											
4102	82	23380W523	Money Market Fund	Purchase	08/08/2019			1,200,000.00			-1,200,000.00
Totals for 08/08/2019											
4102	82	23380W523	Money Market Fund	Redemption	08/13/2019			4,200,000.00			4,200,000.00
Totals for 08/13/2019											
4102	82	23380W523	Money Market Fund	Purchase	08/14/2019			37,950.00			-37,950.00
4102	82	23380W523	Money Market Fund	Redemption	08/14/2019			2,600,000.00			2,600,000.00
5339	82	3133EKAK2	FFCB 2.53% MAT	Interest	08/14/2019	02/14/2022				37,950.00	37,950.00
Totals for 08/14/2019											
4102	82	23380W523	Money Market Fund	Purchase	08/15/2019			509.59			-509.59
4102	82	23380W523	Money Market Fund	Purchase	08/15/2019			41,934.38			-41,934.38
4102	82	23380W523	Money Market Fund	Purchase	08/15/2019			11,418.75			-11,418.75
4102	82	23380W523	Money Market Fund	Purchase	08/15/2019			1,575,000.00			-1,575,000.00
5068	82	742651DQ2	PEFCO 1.45% MAT	Redemption	08/15/2019	08/15/2019	Maturity	1,575,000.00			1,575,000.00
4102	82	23380W523	Money Market Fund	Redemption	08/15/2019			4,150,000.00		11,418.75	4,150,000.00
5068	82	742651DQ2	PEFCO 1.45% MAT	Interest	08/15/2019	08/15/2019				509.59	509.59
5338	82	866264DD3	SUMMIT 2.5% MAT	Interest	08/15/2019	04/15/2020				41,934.38	41,934.38
5344	82	880591EN8	TENNESSEE	Interest	08/15/2019	08/15/2022				-3,028.59	0.00
5344	82	880591EN8	TENNESSEE	Accr Int	08/15/2019	08/15/2022			3,028.59		0.00
Totals for 08/15/2019											
4102	82	23380W523	Money Market Fund	Purchase	08/16/2019			662.47			-662.47
4102	82	23380W523	Money Market Fund	Purchase	08/16/2019			1,950,000.00			-1,950,000.00
5280	82	33715LBT6	1STTCH 3.25% MAT	Interest	08/16/2019	07/18/2022				662.47	662.47
Totals for 08/16/2019											
4102	82	23380W523	Money Market Fund	Redemption	08/19/2019			9,800,000.00			9,800,000.00
Totals for 08/19/2019											
4102	82	23380W523	Money Market Fund	Purchase	08/20/2019			2,050,000.00			-2,050,000.00
Totals for 08/20/2019											
5399	82	91412GQD0	UNIVERSITY CALIF	Purchase	08/21/2019	06/15/2022		515,256.67			-515,256.67
4102	82	23380W523	Money Market Fund	Redemption	08/21/2019			3,426.67			3,426.67

Santa Clara Valley Water Dist.
Transaction Activity Report
Sorted by Transaction Date - Transaction Date

Investment #	Fund	CUSIP	Inv Descrip	TransactionType	TransactionDate	MaturityDate	RedemptionType	New Principal	Principal Paydowns	Interest	Total Cash
4102	82	23380W523	Money Market Fund	Redemption	08/21/2019				270,000.00		270,000.00
4102	82	23380W523	Money Market Fund	Redemption	08/21/2019				511,830.00		511,830.00
Totals for 08/21/2019											
								515,256.67	785,256.67		270,000.00
4102	82	23380W523	Money Market Fund	Purchase	08/22/2019			359.26			-359.26
4102	82	23380W523	Money Market Fund	Redemption	08/22/2019				200,000.00		200,000.00
5161	82	410493CN8	HANMI 1.8% MAT	Interest	08/22/2019	11/22/2019				359.26	359.26
Totals for 08/22/2019											
								359.26	200,000.00	359.26	200,000.00
4102	82	23380W523	Money Market Fund	Purchase	08/23/2019			22,500.00			-22,500.00
4102	82	23380W523	Money Market Fund	Purchase	08/23/2019			10,900,000.00			-10,900,000.00
5213	82	037833BS8	APPLE INC, SR	Interest	08/23/2019	02/23/2021				22,500.00	22,500.00
Totals for 08/23/2019											
								10,922,500.00		22,500.00	-10,900,000.00
4102	82	23380W523	Money Market Fund	Purchase	08/26/2019			339.30			-339.30
4102	82	23380W523	Money Market Fund	Purchase	08/26/2019			7,000.00			-7,000.00
4102	82	23380W523	Money Market Fund	Purchase	08/26/2019			27,000.00			-27,000.00
4102	82	23380W523	Money Market Fund	Purchase	08/26/2019			1,750,000.00			-1,750,000.00
5160	82	69406PCQ0	PCB 1.7% MAT	Interest	08/26/2019	11/25/2019				339.30	339.30
5325	82	3136G3U94	FEDERAL NATL	Interest	08/26/2019	05/25/2021				7,000.00	7,000.00
5342	82	3130AFW52	FEDERAL HOME	Interest	08/26/2019	05/26/2023				27,000.00	27,000.00
Totals for 08/26/2019											
								1,784,339.30		34,339.30	-1,750,000.00
4102	82	23380W523	Money Market Fund	Redemption	08/27/2019				1,000,000.00		1,000,000.00
Totals for 08/27/2019											
									1,000,000.00		1,000,000.00
4102	82	23380W523	Money Market Fund	Purchase	08/28/2019			3,350.79			-3,350.79
4102	82	23380W523	Money Market Fund	Purchase	08/28/2019			97,500.00			-97,500.00
4102	82	23380W523	Money Market Fund	Redemption	08/28/2019				5,250,000.00		5,250,000.00
5138	82	3135G0T29	FNMA 1.5% MAT	Interest	08/28/2019	02/28/2020				22,500.00	22,500.00
5181	82	3135G0T29	FNMA 1.5% MAT	Interest	08/28/2019	02/28/2020				37,500.00	37,500.00
5182	82	3135G0T29	FNMA 1.5% MAT	Interest	08/28/2019	02/28/2020				37,500.00	37,500.00
Totals for 08/28/2019											
								100,850.79	5,250,000.00	97,500.00	5,246,649.21
4102	82	23380W523	Money Market Fund	Purchase	08/29/2019			468.82			-468.82
4102	82	23380W523	Money Market Fund	Redemption	08/29/2019				3,350.79		3,350.79
5233	82	320337BV9	FIGBCA 2.3% MAT	Interest	08/29/2019	08/28/2020				468.82	468.82
Totals for 08/29/2019											
								468.82	3,350.79	468.82	3,350.79
4102	82	23380W523	Money Market Fund	Redemption	08/30/2019				3,150,000.00		3,150,000.00
Totals for 08/30/2019											
									3,150,000.00		3,150,000.00
Grand Total											
								24,191,872.14	41,921,528.56	590,343.58	18,320,000.00



Santa Clara Valley Water Dist.
Purchases Report
Sorted by Fund - Fund
August 1, 2019 - August 31, 2019

SANTA CLARA VALLEY WATER
 5750 Almaden Expressway
 San Jose, San Jose, Ca 951
 (408)265-2607

CUSIP	Investment #	Fund	Sec. Type	Issuer	Original Par Value	Purchase Date	Payment	Principal Purchase	Accrued at Purchase	Rate at Purchase	Maturity Date	YTM	Ending Book Value
Treasury Management Fund													
SY55398	5398	82	PA3	MERI	5,000,000.00	08/16/2019	08/30 - Monthly	5,000,000.00		2.500		2.500	5,005,414.26
91412QD0	5399	82	MUN	UC	500,000.00	08/21/2019	11/15 - 05/15	511,830.00	3,426.67	2.570	05/15/2022	1.680	515,136.45
				Subtotal	5,500,000.00			5,511,830.00	3,426.67				5,520,550.71
				Total Purchases	5,500,000.00			5,511,830.00	3,426.67				5,520,550.71

	<u>LAIF Treasury</u>	<u>2 yr Treasury</u>	<u>2 yr Treasury - 24 mth floating avg</u>	<u>2 yr- floating laif</u>	<u>scvwd floating 24</u>
Aug-19	2.341	1.571	2.244	1.92	1.75
					-0.031

LAIF Rates http://www.treasurer.ca.gov/pmia-laif/historical/avg_mn_ylds.asp Account # 90-43-002 PIN#43351 0.018
0.055

YTM/365 = yield to maturity of the portfolio. Better indicator for buy & hold strategy. It is equal to the rate of return paid on the bond if the investive Rate of Return = earnings divided by avg daily balance x 365 days divided # of days to the report date.
Effective Rate of Return shows what's being earned now, not taking into consideration the weighted average book value

for buys and holds it to maturity date and the coupon interest is reinvested at the same rate over the life of the bonds. The calculation for YTM is base

PORTFOLIO MIX
(Book Value)

8/31/2019

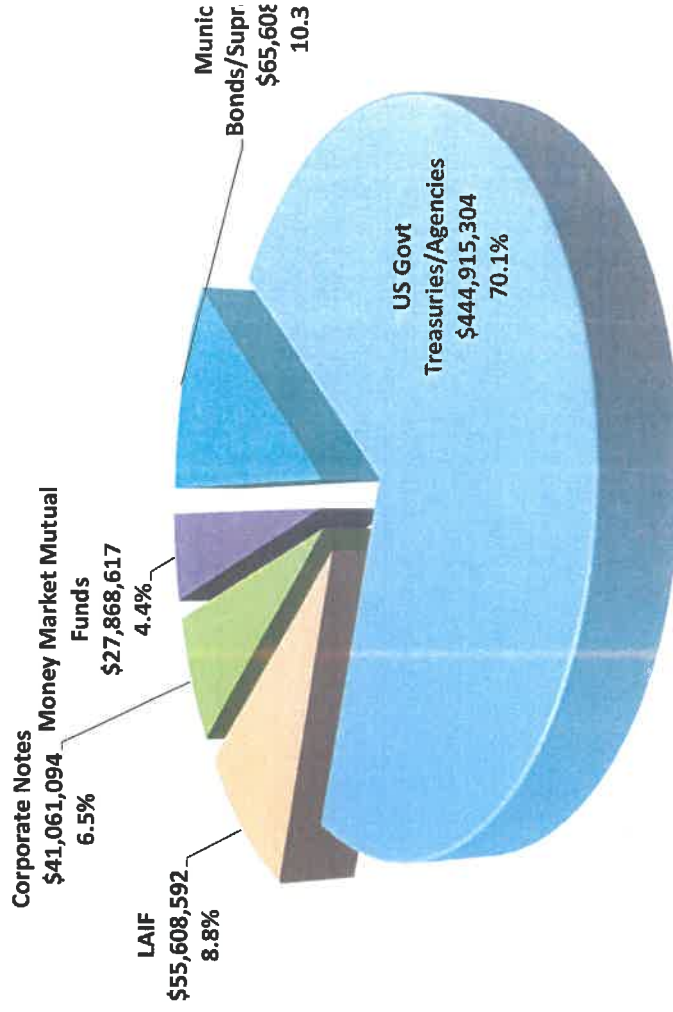
TYPE OF INVESTMENT	TOTAL DOLLARS	% OF PORTFOLIO
US Govt Treasuries/Agencies	\$444,915,304	70.06%
LAIF	\$55,608,592	8.76%
Corporate Notes	\$41,061,094	6.47%
Money Market Mutual Funds	\$27,868,617	4.39%
Municipal Bonds/Supranational	\$65,608,914	10.33%
	\$635,062,520	100.0%

Calculation for monthly

	TOTAL DOLLARS	% OF PORTFOLIO
US Government Treasury/Agency Notes and Municipal Bonds	\$495,574,567	78.04%
LAIF/money market mutual fund	\$83,477,208	13.14%
corporate medium-term notes/Supra	\$56,010,745	8.82%
		0.00%
		0.00%
	\$635,062,520	100.0%
		0.00%
		0.00%
	\$0	0.0%

2.159

SCVWD Investment Portfolio Composition



SCVWD Portfolio Book Value as of August 31 2019: \$635,062,520

Attachment 2



September 9, 2019

Mo-Yun Fong
22045 Creekside Court
Cupertino, CA 95014

Regarding: Receipt of Claim – L900001

Dear Ms. Fong,

We received your claim regarding the damages to your home as a result of the fallen oak tree.

We will investigate the claim and notify you of our findings.

If you have any questions, please don't hesitate to contact Risk Manager, David Cahen at (408) 630-2213.

Sincerely,

A handwritten signature in blue ink that reads "Lilian Dennis".

Lilian Dennis
Management Analyst II
ldennis@valleywater.org



September 12, 2019

Denise Cocio
Diamond Creek Apartments
15655 Venice Lane
Morgan Hill, CA 95037

Re: Claim – L1890025

Dear Ms. Cocio,

We have reviewed your claim and reached the conclusion that the Santa Clara Valley Water District is not responsible for the damages to the iron fence located on the Diamond Creek Apartments property.

We are unable to substantiate this claim for damages and will therefore be recommending to our Board of Directors that the claim be denied. You claim that a tree fell onto Diamond Creek Apartment property which damaged an iron fence during stormy weather on February 14, 2019.

The California Government Tort Claims Act and the California Claims Act (collectively, "Act") states that a public entity is not liable for an injury except as otherwise provided by statute. (Cal. Gov. Code Section 815, subdivision (a)). Generally, there is no liability for damage caused by a tree on public land, even if the damage occurs on private land, unless the entity had actual knowledge that the tree was not healthy, or the entity acted in such a manner as to cause the tree to cause damage.

This item is scheduled to be heard at the October 8, 2019 Board meeting which begins at 1:00 pm. In the event of a date change, I will provide you with advance notice. You can also monitor the Board of Directors meeting schedule and associated agenda items at: <https://scvwd.legistar.com/Calendar.aspx>.

If you have any questions, please contact me at (408) 630-2213.

Sincerely,

A handwritten signature in black ink, appearing to read "David Cahen".

David Cahen
Risk Manager





September 12, 2019

Robert Middleton
22044 Creekside Court
Cupertino, CA 95014

Regarding: Receipt of Claim – L900002

Dear Mr. Middleton,

We received your claim regarding the damages to your backyard fence and two trees as a result of the fallen oak tree.

We will investigate the claim and notify you of our findings.

If you have any questions, please don't hesitate to contact Risk Manager, David Cahen at (408) 630-2213.

Sincerely,

A handwritten signature in black ink that reads "Lilian Dennis".

Lilian Dennis
Management Analyst II
ldennis@valleywater.org

