

Board Policy: EL-7 Communication and Support to the Board

The BAOs shall inform and support the Board in its work.

Page # [CEO BULLETIN / NEWSLETTERS](#)

4 **CEO Bulletin:** 03/08/19 – 03/14/19

5 **Water Tracker:** 03/01/19

[BOARD MEMBER REQUESTS & INFORMATIONAL ITEMS](#)

9 **BMR/IBMR Weekly Reports:** 03/14/19

10 Memo from Rick Callender, CEA, to Norma Camacho, CEO, dated 03/07/19, regarding Purified Water Social Media Campaign.

14 Memo from Nina Hawk, COO/WUE, to the Board, dated 03/08/19, regarding a voluntary agreement package submitted to the State Water Resources Control Board.

21 Memo from Nina Hawk, COO/WUE, to the Board, dated 03/08/19, regarding domestic well testing survey results.

35 Memo from Nina Hawk, COO/WUE, to the Board, dated 03/08/19, regarding a request for a sixty day stay for California WaterFix change in point of diversion petition.

38 Memo from Darin Taylor, CFO, to the Board, dated 03/08/19, regarding the summary of monthly report of investments for February 2019.

66 Memo from Nina Hawk, COO/WUE, to the Board, dated 03/08/19, regarding an update on the Oroville cost reimbursement from FEMA.

71 Memo from Nina Hawk, COO/WUE, to the Board, dated 03/08/19, regarding correspondence on preconstruction planning costs for a single-tunnel approach to California WaterFix.

[INCOMING BOARD CORRESPONDENCE](#)

83 **Board Correspondence Weekly Report:** 03/14/19

85 Letter from George Fohner to the Board, dated 03/08/19, regarding the open space credit (C-19-0068).

86 Email from Sarah Penzel to Director Hsueh, dated 03/08/19, regarding plant removal along Saratoga Creek (C-19-0069).

90 Email from Michael Weber to Sarah Penzel (cc: BOD), dated 03/09/19, regarding erosion on Saratoga Creek (C-19-0070).

91 Email from Dan Marshall to Chair LeZotte, dated 03/10/19, regarding working with Lehigh Hanson to increase the capacity of Stevens Creek Reservoir (C-19-0071).

93 Email from Eric Christen to the Board, dated 03/10/19, regarding PLA's (C-19-0072).

- 95 Email from Erin Gil to the Board, dated 03/11/19, regarding Agricultural Water Rates and Open Space (C-19-0073).
- 96 Email from Monica Louie to the Board, dated 03/11/19, regarding concerns with Hope Village (C-19-0074).
- 97 Email from Maria Oberg to the Board, dated 03/11/19, regarding concerns with Hope Village (C-19-0075).
- 99 Email from Cara Hayes to the Board, dated 03/11/19, regarding concerns with Hope Village (C-19-0076).
- 100 Email from Angela Barbic to the Board, dated 03/12/19, regarding concerns with Hope Village (C-19-0077).
- 101 Email from Jason (no last name) to the Board, dated 03/12/19, regarding concerns with Hope Village (C-19-0078).
- 102 Email from Doug Muirhead to Chair LeZotte, dated 03/04/19, regarding policy and master planning public participation (C-19-0079).
- 104 Email from Richard McMurtry to Chair Hsueh, dated 03/11/19, regarding his request for clarification (C-19-0080).
- 105 Email from Kathy Watanabe, Santa Clara Councilmember, to Chair LeZotte, dated 03/13/19, regarding Guadalupe flood protection (C-19-0081).
- 109 Email from Linda Wyckoff to the Board, dated 03/13/19, regarding Regnart Creek trail (C-19-0082).
- 111 Letter from Jack Burgett to Director Varela, dated 03/12/19, regarding ACWA Region 5 Board (C-19-0083).
- 112 Email from Andrea Maschietto to the Board, dated 03/15/19, regarding the illegal encampment at Guadalupe River (C-19-0084).
- 113 Email from Maria O'Leary to the Board, dated 03/14/19, regarding Hope Village (C-19-0085),

OUTGOING BOARD CORRESPONDENCE

- 115 Reply email from Chair Hsueh to Doug Muirhead, dated 03/11/19, regarding BPPC review of IMC (C-19-0059).
- 116 Follow up email from Richard McMurtry to Vice-Chair Hsueh, dated 03/07/19, regarding clarification of the roles of Chairs of Board Advisory Committees.

Board correspondence has been removed from the online posting of the Non-Agenda to protect personal contact information. Lengthy reports/attachments may also be removed due to file size limitations. Copies of board correspondence and/or reports/attachments are available by submitting a public records request to publicrecords@valleywater.org.

CEO BULLETIN/ NEWSLETTERS

To: Board of Directors
From: Norma J. Camacho, CEO

Chief Executive Officer Bulletin

Week of March 8 - 14, 2019

Board Executive Limitation Policy EL-7:

The Board Appointed Officers shall inform and support the Board in its work. Further, a BAO shall 1) inform the Board of relevant trends, anticipated adverse media coverage, or material external and internal changes, particularly changes in the assumptions upon which any Board policy has previously been established and 2) report in a timely manner an actual or anticipated noncompliance with any policy of the Board.

Item	IN THIS ISSUE
<u>1</u>	Climate Change Action Plan (CCAP) Update
<u>2</u>	2019 Joint Meeting Plan
<u>3</u>	Purified Water Social Media Campaign Featuring 15 Community Leader Testimonials Launched

Climate Change Action Plan (CCAP) Update

Valley Water has been working towards the development of the draft Climate Change Action Plan (CCAP) since 2017. To date, the baseline assessment is complete, including interviews of all Valley Water managers, identifying risks to Valley Water and strategies to address them. Currently Valley Water is finalizing adaptation strategies and will begin to draft the document in March 2019. Draft strategies and a community outreach framework are anticipated to be presented to the Board Planning and Policy Committee (BPPC) this spring. A robust implementation, monitoring and reporting plan will also be developed.

Due to the anticipated outreach associated with the plan, the budgeted milestone of June 30, 2019, has been changed to December 31, 2019. Valley Water will bring a communications framework to the BPPC prior to reaching out to the public to ensure the proper level of stakeholder engagement. The CCAP will include additional strategies to further reduce Greenhouse Gas emissions generated by Valley Water activities in order to achieve the Board's target of carbon neutrality by 2020.

For further information, please contact Lisa Bankosh at (408) 630-2618.

2019 Joint Meeting Plan

Building on the successful joint meetings in 2018, Valley Water has crafted a plan to continue joint meetings and Mayor/City Manager meetings to facilitate Valley Water's Board of Directors' engagement and policy dialogue with their counterparts at local and regional agencies and municipalities. Both types of meetings will continue to focus on discussion of and pertinent action

on water-related policy topics of mutual interest to our partner agencies and municipalities. Valley Water is reaching out in advance to the entities proposed for joint meetings; if they decline a joint meeting, Valley Water will proceed with regularly-scheduled Mayor/City Manager meetings. Below is the meeting plan for 2019. As always, Valley Water welcomes feedback on the plan from the Board.

2019 Proposed Joint Meetings:

1. Contra Costa Water District
2. Mountain View
3. Morgan Hill
4. San Jose
5. Santa Clara County

2019 Proposed Mayor/City Manager Meetings:

1. Campbell
2. Palo Alto
3. Santa Clara
4. Milpitas
5. Gilroy

For further information, please contact Rachael Gibson at (408) 630-2884.

Purified Water Social Media Campaign Featuring 15 Community Leader Testimonials Launched

Valley Water launched a new social media campaign to promote Valley Water's over-arching water reuse messages and taste tests of advanced purified water through testimonial videos from 15 community leaders from various industries, including healthcare, environment, business and athletics. To view the video testimonials, visit www.purewater4u.org/communityleaders/.

For additional information and to view static samples of the online digital ads, please refer to the memo included in the Board's March 15, 2019, Non-Agenda package.

For further information, please contact Rick Callender at (408) 630-2017.

Outlook as of March 1, 2019

We began calendar year 2019 with groundwater storage well within Stage 1 (Normal) of the District’s Water Shortage Contingency Plan despite below-normal local rainfall and statewide snow pack in calendar year 2018. As of March 1, the statewide average snowpack water equivalent is well above normal and valley floor precipitation is also above normal. Groundwater storage remains healthy due to previous wet years and continued water use reduction by the community.

Weather

Rainfall in San Jose:

- Month of February, City of San Jose = 5.5 inches
- Rainfall year total = 11.3 inches or 110% of average to date (rainfall year is July 1 to June 30)

Local Reservoirs

- Total March 1 storage = 100,815 acre-feet
 - » 101% of 20-year average for that date
 - » 60% of total capacity
 - » 90% of restricted capacity (166,808 acre-feet total storage capacity limited by seismic restrictions to 111,963 acre-feet)
- No imported water was delivered into local reservoirs during February 2019
- Total estimated releases to streams (local and imported water) during February was 74,800 acre-feet (based on preliminary hydrologic data)

Treated Water

- Below average demands of 4,762 acre-feet delivered in February
- This total is 94% of the five-year average for the month of February
- Year-to-date deliveries = 10,543 acre-feet or 95% of the five-year average

Groundwater

- Groundwater (GW) Storage: Total storage at the end of 2019 is predicted to fall within Stage 1 (Normal) of the District’s Water Shortage Contingency Plan.

	Santa Clara Subbasin		Llagas Subbasin
	Santa Clara Plain	Coyote Valley	
February managed recharge estimate (AF)	3,000	800	1,200
January to February managed recharge estimate (AF)	6,500	1,700	2,600
January to February managed recharge, % of 5-year average	108%	106%	150%
January pumping estimate (AF)	3,500	600	2,600
January pumping, % of 5-year average	68%	82%	127%
GW index well level compared to last February	Decrease	Increase	Same

AF = acre-feet

Imported Water

- As of March 3, 2019, the Statewide average snowpack water equivalent is 155% of the historic average for this date.
- 2019 State Water Project (SWP) and Central Valley Project (CVP) allocations:
 - » 2019 SWP allocation of 35%, 35,000 acre-feet, announced on February 20, 2019
 - » 2019 South-of-Delta CVP allocations are 75% for M&I and 35% for Agriculture, which provides 109,085 acre-feet to the District
- Statewide reservoir storage information, as of March 3, 2019:
 - » Shasta Reservoir at 87% of capacity (118% of average for this date)
 - » Oroville Reservoir at 65% of capacity (92% of average for this date)
 - » San Luis Reservoir at 98% of capacity (114% of average for this date)
- District's Semitropic groundwater bank reserves are at 84% of capacity, or 292,725 acre-feet, as of January 31, 2019
- Estimated SFPUC deliveries to Santa Clara County:
 - » Month of January = 2,484 acre-feet
 - » 2019 Total to Date = 2,484 acre-feet
 - » Five-year annual average is 48,700 acre-feet
- Board Governance Policy No. EL-5.3.3 includes keeping the Board informed of imported water management activities on an ongoing basis. No imported water management agreements have been executed in calendar year 2019 as of March 4, 2019

Conserved Water

- Saved 75,000 acre-feet in FY18 from long-term program (baseline year is 1992)
- Long-term program goal is to save nearly 75,000 acre-feet in FY19
- The Board continues its call for a 20% reduction and a limit of three days per week for irrigation of ornamental landscape with potable water
- Achieved an 11% reduction in water use in calendar year 2019, compared to 2013 (through January)

Recycled Water

- Estimated February 2019 production = 1,100 acre-feet
- Estimated Year-to-Date through February = 2,100 acre-feet or 113% of the five-year average
- Silicon Valley Advanced Water Purification Center produced an estimated 1.3 billion gallons (4,100 acre-feet) of purified water in 2018. Since the beginning of 2019, about 500 acre-feet of purified water has been produced. The purified water is blended with existing tertiary recycled water for South Bay Water Recycling Program's customers



CONTACT US

For more information, contact **Customer Relations** at **(408) 630-2880**, or visit our website at valleywater.org and use our **Access Valley Water** customer request and information system. With three easy steps, you can use this service to find out the latest information on district projects or to submit questions, complaints or compliments directly to a district staff person.

Follow us on:

-  /scvwd
-  /valleywater
-  /valleywater



To get eNews, drop an email to: info@valleywater.org

© 2019 Santa Clara Valley Water District. All rights reserved.

BOARD MEMBER REQUESTS & INFORMATIONAL ITEMS

Report Name: Board Member Requests

Request	Request Date	Director	BAO/Chief	Staff	Description	20 Days Due Date	Expected Completion Date	Disposition
I-19-0004	02/21/19	Kremen	Hawk	Hall Arnold	<p>Recalling that in 2014 / 2015 as the drought caused us to enter into more water transfer/purchase agreements than usual, I asked staff for reference information on market reference prices at the time. Now in 2019, I would like to expand the question as follows:</p> <ul style="list-style-type: none"> • What are current reference prices for water South of Delta distinguished by term, point of delivery, limits on delivery period (e.g., subject or not subject to the transfer window July-Sept) and degree of reliability (for example available vs. not available in critically dry years)? • How much more does non interruptible supplies cost? • Are their charges tacked on for transportation? • How are losses handled? • Where is the measurement? • Do we assume the water will be delivered to San Luis Reservoir? • How do we assure we are getting the best prices? <ul style="list-style-type: none"> o Do we use any third parties to check for best prices? • Do other water districts go through contacting and purchasing for purchases of water? 	03/14/19		



MEMORANDUM

FC 14 (02-08-19)

TO: Norma J. Camacho,
Chief Executive Officer

FROM: Rick L. Callender,
Chief of External Affairs

SUBJECT: Purified Water Social Media Campaign
Featuring 15 Community Leader Testimonials
Launched in March 2019

DATE: March 7, 2019

Staff developed a social media campaign to promote Valley Water's over-arching water reuse messages and taste tests of advanced purified water through testimonials from community leaders. The community leaders learned about the Silicon Valley Advanced Water Purification Center and tasted advanced purified water on camera. The leaders voluntarily participated in the campaign and communicated water reuse messages in their own words.

The 15 community leaders featured in the campaign represent a diverse group of leaders from various industries, including healthcare, environment, business and athletics.

The community leaders include:

- Carl Guardino, Silicon Valley Leadership Group
- Chris Wilder, Valley Medical Center Foundation
- David Lewis, Save The Bay
- Diane Fisher, Jewish Federation of Silicon Valley
- Dolores Alvarado, Community Health Partnership of Santa Clara and San Mateo counties (*English and Spanish*)
- Dr. Lizz Vilardo, Sutter Bay Area Medical Foundations
- Michael Chang, Asian Pacific American Leadership Institute (*English and Chinese*)
- Michele Lew, The Health Trust
- Reymundo Espinoza, Gardner Family Health Network
- Ronnie Lott, former pro-football player
- Suresh Raman, software engineering director
- Suzanne St. John-Crane, American Leadership Forum
- Thao Dang, real estate broker (*English and Vietnamese*)
- Walter Moore, Peninsula Open Space Trust
- Zoe Lofgren, Congresswoman, 19th Congressional District

The campaign includes digital advertisements and seven testimonial videos: four compilation videos in English and one each in Spanish, Vietnamese and Chinese. The ads and videos will appear on websites and social media sites that target each audience group within Santa Clara County. The campaign launched in March 2019 and will run for two months.

View the testimonial videos at <https://www.purewater4u.org/communityleaders/>. Static samples of the dynamic online digital ads are enclosed below.

Samples of the static online digital ads

The actual ads are dynamic and rotate through four community leaders per ad. These are static samples taken from the dynamic ads; therefore the sizing and colors may vary.

Pure Water.
Pure Life.

Hear what Carl says! 

www.purewater4u.org

Carl Guardino
Silicon Valley Leadership Group








Pure Water.
Pure Life.

Hear what Chris says! 


www.purewater4u.org

Chris Wilder
Valley Medical Center
Foundation









Pure Water.
Pure Life.

Hear what David says! 

www.purewater4u.org

David Lewis
Save The Bay



Pure Water.
Pure Life.

Hear what Diane says! 

www.purewater4u.org

Diane Fisher
Jewish Federation of
Silicon Valley






Pure Water.
Pure Life.

Hear what Dolores says! 

www.purewater4u.org

Dolores Alvarado
Community Health Partnership of
Santa Clara and San Mateo Counties






Pure Water.
Pure Life.

Hear what Lizz says! 

www.purewater4u.org

Dr. Lizz Vilardo
Sutter Bay Area Medical
Foundations






Pure Water.
Pure Life.

Hear what Michael says! 

www.purewater4u.org

Dr. Michael Chang
Asian Pacific American
Leadership Institute






Pure Water.
Pure Life.

Hear what Michele says! 


www.purewater4u.org

Michele Lew
The Health Trust









Pure Water.
Pure Life.

Hear what Reymundo says! 


www.purewater4u.org

Reymundo Espinoza
Gardner Family Health Network









Pure Water.
Pure Life.

Hear what Ronnie says! 


www.purewater4u.org

Ronnie Lott
Former Pro-Football Player









Pure Water.
Pure Life.

Hear what Suresh says! 

www.purewater4u.org

Suresh Raman
Software Engineering
Director



Pure Water.
Pure Life.

Hear what Suzanne says! 

www.purewater4u.org

Suzanne
St. John-Crane
American Leadership Forum







Pure Water.
Pure Life.

Hear what Thao says! ▶

www.purewater4u.org

Thao Dang
Real Estate Broker



siliconvalley
SANTA CLARA COUNTY WATER REUSE AUTHORITY


Valley Water

Pure Water.
Pure Life.

Hear what Walter says! ▶

www.purewater4u.org

Walter Moore
Peninsula Open Space Trust



siliconvalley
SANTA CLARA COUNTY WATER REUSE AUTHORITY

Valley Water

Pure Water.
Pure Life.

Hear what Zoe says! ▶

www.purewater4u.org

Zoe Lofgren
Congresswoman
19th Congressional District




siliconvalley
SANTA CLARA COUNTY WATER REUSE AUTHORITY

Valley Water

Staff will track the campaign analytics and an evaluation will be conducted at the conclusion of the campaign to measure effectiveness and gauge whether there is an increase in tour registrations and a favorable increase in public perception for potable reuse.

This social media campaign is one of the multitudes of public outreach and engagement strategies aimed at building community and stakeholder support for the recycled and purified water program by increasing the public's understanding of the benefits of highly recycled (purified) water, including its potential as a future drinking water source. The ongoing public engagement strategies include public tours of the SVAWPC, social media, district blog posts, community events/ open houses, stakeholder presentations and informational materials in multiple languages as well as other new social marketing campaigns to be developed later this year.



Rick L. Callender,
Chief of External Affairs

ky

TO: Board of Directors**FROM:** Nina Hawk**SUBJECT:** Voluntary Agreement Package Submitted to
State Water Resources Control Board**DATE:** March 8, 2019

On March 1, 2019, the California Department of Water Resources and Department of Fish and Wildlife submitted a package of information to the State Water Resources Control Board (SWRCB) which outlines progress to date on voluntary agreements that the SWRCB could consider in its pending update to the 2006 Water Quality Control Plan for the San Francisco Bay/Sacramento-San Joaquin Delta Estuary (Bay-Delta Plan). The public announcement is provided as Attachment 1.

The package of materials includes:

1. Project Description with appendices that describe potential resources and actions within each participating tributary and the Delta;
2. Planning Agreement which outlines an approach to implementation and identifies issues to be resolved; and
3. Cover letter signed by 44 entities, including the Santa Clara Valley Water District, state and federal agencies, other public water agencies, and several environmental conservation groups, committing to continue working to further develop and assess the proposal (Attachment 2).

These materials and additional information can be found at the following website:

<http://resources.ca.gov/voluntary-agreements/>

Per Direction of the Board, District staff have been very engaged in the discussions leading up to this milestone submittal and will remain engaged as the parties work to resolve remaining issues and a final agreement.



Nina Hawk
Chief Operating Officer
Water Utility Enterprise

Attachment 1: California Natural Resources Agency Press Release, dated March 1, 2019

Attachment 2: Cover Letter to SWRCB, dated March 1, 2019



FOR IMMEDIATE RELEASE

Media Contacts:

Lisa Lien-Mager, California Natural Resources Agency, (916) 653-9402

Lisa.Lien-Mager@resources.ca.gov

March 1, 2019

Voluntary Agreements Progressing to Improve Habitat and Flow in the Delta and Key Watersheds

SACRAMENTO – In an effort to improve habitat and flows in the Delta and key tributaries, the California Department of Water Resources and the Department of Fish and Wildlife today submitted documents to the State Water Resources Control Board outlining voluntary agreements to support environmental objectives through a broad set of tools, while protecting water supply reliability.

The documents, available on the Natural Resources Agency [website](#), reflect progress since December to flesh-out the previously submitted framework to improve conditions for fish through targeted river flows and a suite of habitat-enhancing projects including floodplain inundation and physical improvement of spawning and rearing areas. Further work and analysis is needed to determine whether the agreements can meet environmental objectives required by law and identified in the State Water Board’s update to the Bay-Delta Water Quality Control Plan.

The State Water Board is in the process of updating its Bay-Delta Plan, which establishes water quality measures that provide reasonable protection of beneficial uses in the greater Bay-Delta watershed. At its December 12 meeting, the board adopted an updated plan for the Lower San Joaquin River and three tributaries. It also directed its technical staff to work with the Natural Resources Agency to consider voluntary agreements across Delta watersheds as an alternative for consideration by State Water Board members.

A cover letter signed by 44 individuals representing water users, conservation groups, and state and federal agencies accompanied today’s submittal. The letter expressed commitment to further analysis and work to reach voluntary agreements that can serve as an alternative path to implementing the Bay-Delta Plan’s objectives. While agreement does not exist among all of the parties for the project described in today’s proposal, the letter outlined a common commitment “to try to reach a Voluntary Agreement that advances California on the path toward sustainable water management.”

“Voluntary agreements hold the promise of meeting environmental objectives in ways that also protect water supply reliability for cities, farms and businesses,” California Secretary for Natural Resources Wade Crowfoot said. “I’m encouraged with this progress, but more work is needed.

We will work with the State Water Board staff to assess this proposal and develop agreements that can meet multiple objectives.”

The package submitted today is the product of renewed discussions over the past six weeks since Governor Gavin Newsom took office. It includes a project description identifying resources and actions that could be deployed to support environmental and biological objectives and a planning agreement that outlines an implementation approach and terms for the additional work ahead.

“While there is much more work to be done, the package submitted today represents a great deal of collaboration toward managing habitat, flow and other factors needed to protect and enhance native fish and wildlife species,” Department of Fish and Wildlife Director Chuck Bonham said.

The voluntary agreements would integrate habitat improvements with functional, managed flows across seven watersheds to achieve the Bay-Delta Plan’s objectives. The proposal outlines a 15-year program that involves habitat improvements, including creation of spawning and rearing habitat for salmon and smelt, completion of high-priority fish screen projects, restoration and reactivation of flood plains, projects to address predation, and fish passage improvements. Other measures include pulse flows, reservoir reoperation, land fallowing, groundwater banking and reduced diversions.

These assets would be accompanied by blocks of additional new water for managed flows, local water agency funding for water acquisition, and more than \$260 million to fund additional science and restoration activities. The proposal also includes a comprehensive science program as well as a structured decision-making process to guide implementation to achieve outcomes.

“Science tells us a broad set of tools is required to manage habitat and flow while protecting water supply reliability,” Department of Water Resources Director Karla Nemeth said. “Large-scale environmental restoration across watersheds is challenging, but we’re making progress because of collaboration. That’s good for water users north and south, and natural river systems from the Sierra to the sea.”

Participants in the voluntary agreements discussions will continue to develop terms for agreements and inform the analysis of the proposal for legal and scientific adequacy.

Voluntary agreements discussions involve the Natural Resources Agency, Department of Water Resources, Department of Fish and Wildlife, technical staff from the State Water Board, the U.S. Bureau of Reclamation, water managers from the Sacramento, Yuba, Feather, Mokelumne, American, and Tuolumne river watersheds, south-of-Delta exporters, members of the Friant Water Authority, Delta water agencies and environmental conservation groups. This diverse group has committed to continue working together in an effort to resolve one of California’s most vexing environmental issues.

###

March 1, 2019

Joaquin Esquivel
Chair
State Water Resources Control Board

Members
State Water Resources Control Board

Eileen Sobeck
Executive Director
State Water Resources Control Board

Dear Chair Esquivel, Members of the Board, and Ms. Sobeck:

On January 7, 2019, Governor Gavin Newsom reinitiated discussions among interested parties to seek Voluntary Agreements that the State Water Resources Control Board (Water Board) could consider in its Water Quality Control Plan update for the San Francisco Bay/Sacramento-San Joaquin Delta Estuary and Watershed. These discussions have centered on how we can achieve multiple water quality, water supply, and sustainable water management objectives. The organizations listed below have actively participated in discussions over the past several weeks.

These efforts have made significant progress since the Water Board meeting on December 12, 2018. Today, the Directors of the Department of Fish and Wildlife and the Department of Water Resources are submitting two documents that demonstrate this progress and identify additional work that is needed.

The first document is a Project Description of a set of Voluntary Agreements that is submitted for further analysis by Water Board staff. It is based on the framework agreement outlined on December 12 and must be assessed for legal and scientific adequacy. The second document is a Planning Agreement that outlines an approach to implementation and terms for the work effort still before us. These documents are intended to integrate flow and non-flow measures to establish water quality conditions that support (1) the viability of native fishes in the Bay-Delta watershed, and (2) the achievement of related objectives in the Bay-Delta Plan, as amended. Today's submission does not represent agreed-upon Voluntary Agreements. Rather, it is an important step that is worthy of further analysis and discussion.

As individuals representing our respective organizations in this process, we are committed to continue working with the California Natural Resources Agency, the California Environmental Protection Agency, the U.S. Department of the Interior, and other interested parties in an open and transparent process to assess and further develop this proposal. We remain committed to try to reach Voluntary Agreements that advance California on the path toward sustainable water management.

Sincerely,

Gene Mancebo
Amador Water Agency

Steve Rothert
American Rivers

Gary Justeson
Biggs-West Gridley Water District

Mark Orme
Butte Water District

Ernest Conant
US Bureau of Reclamation, Mid-Pacific Region

Chuck Bonham
CA Department of Fish and Wildlife

Karla Nemeth
CA Department of Water Resources

Jeffrey Volberg
California Waterfowl

Christopher White
Central California Irrigation District

Marguerite Patil
Contra Costa Water District

Kim Delfino
Defenders of Wildlife

Michael Tognolini
East Bay Municipal Utility District

Jim Abercrombie
El Dorado Irrigation District

Maurice Hall
Environmental Defense Fund

Marcus Yasutake
City of Folsom

Jason Phillips
Friant Water Authority

Thad Bettner
Glenn Colusa Irrigation District

Ricardo Ortega
Grassland Water District

Donnie Stinnett
Joint Water Districts Board

Curtis Creel
Kern County Water Agency

Jeff Kightlinger
Metropolitan Water District of Southern California

John Davids
Modesto Irrigation District

Jay Ziegler
The Nature Conservancy

David Guy
Northern California Water Association

Andrew Fecko
Placer County Water Agency

Lewis Bair
Reclamation District No. 108

Sean Earley
Richvale Irrigation District

Roger Cornwell
River Garden Farms

Richard Plecker
City of Roseville

Jim Peifer
City of Sacramento

Dan York
Sacramento Suburban Water District

Michael Carlin
San Francisco Public Utilities Commission

Christopher White
San Joaquin River Exchange Contractors Water Authority

Paul Helliker
San Juan Water District

Norma Camacho
Santa Clara Valley Water District

Roland Sanford
Solano County Water Agency

Jennifer Pierre
State Water Contractors

Brad Mattson
Sutter Mutual Water Company

Jeffrey Sutton
Tehama-Colusa Canal Authority

Brian Johnson
Trout Unlimited

Casey Hashimoto
Turlock Irrigation District

Ted Trimble
Western Canal Water District

Thomas Birmingham
Westlands Water District

Curt Aikens
Yuba County Water Agency



MEMORANDUM

FC 14 (02-08-19)

TO: Board of Directors

FROM: Nina Hawk

SUBJECT: Domestic Well Testing Survey Results

DATE: March 8, 2019

Since 2012, Valley Water has offered free basic water quality testing for domestic well owners within the groundwater benefit zones. The Domestic Well Testing Program provides important water quality information to well owners and improves Valley Water's understanding of nitrate and other contaminants. This program requires coordination between the Groundwater Management Unit, which samples wells and communicates results to well owners, the Laboratory Services Unit, which analyzes samples collected, and the Office of Communications, which supports outreach and participant surveys.

During 2018, Valley Water tested 231 domestic wells: 210 wells in South County and 21 wells in North County. A summary of the 2018 participant survey results is attached. About 25% of surveys were returned, and similar to past years, the program continues to receive very positive feedback. More than 90% of respondents provided a rating of "excellent" or "good" for nearly all survey questions.

Some of the well owner comments from the survey include:

- "This is one of the greatest programs offered by any municipal agency! Keep up the outstanding work!"
- "As a new well owner, I would have not have had any experience with well water quality and appreciate the opportunity to learn from the information offered by the SCVWD."
- "... this is a very valuable program. I will use it again."

Staff uses the survey responses to follow up directly with well owners on specific issues and questions identified, and to make improvements to the program. The survey results confirm this program continues to be valued by well owners.

Please contact Victoria Garcia at (408) 630-3136 with any related questions.

A handwritten signature in blue ink that reads "Nina Hawk".

Nina Hawk
Chief Operating Officer
Water Utility Enterprise

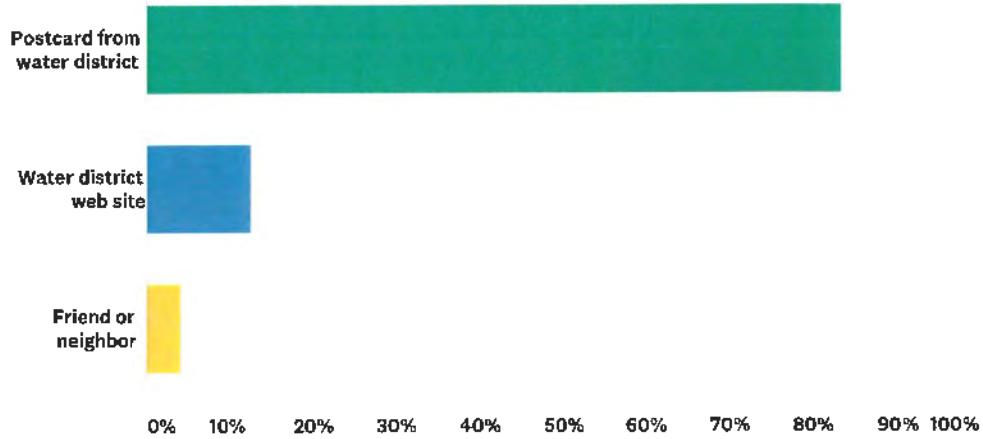
cc: N. Camacho, R. Callender, G. Hall, B. Yerrapotu, V. De La Piedra, S. Saini

Attachment: 2018 Domestic Well Testing Survey Results

2018 Domestic Well Testing Program (CY18)

Q1 How did you find out about the Domestic Well Testing program?

4



ANSWER CHOICES

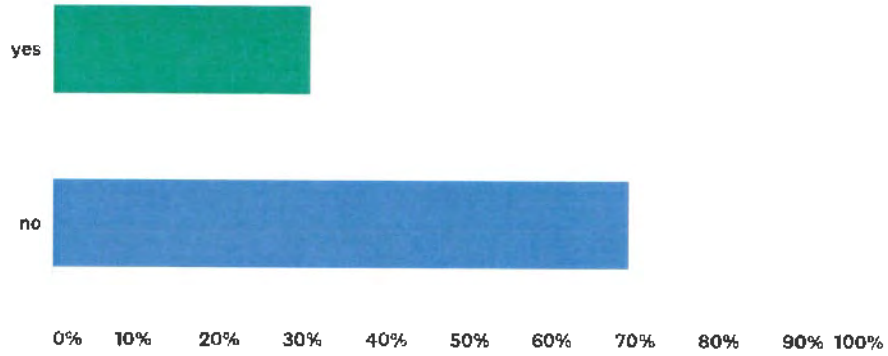
RESPONSES

Postcard from water district	83.33%	40
Water district web site	12.50%	6
Friend or neighbor	4.17%	2
TOTAL		48

2018 Domestic Well Testing Program (CY18)

Q2 When you booked your appointment did you use the water district's Access Valley Water online customer service center?

Answered: 52 Skipped: 1



ANSWER CHOICES

yes

no

TOTAL

RESPONSES

30.77%

69.23%

16

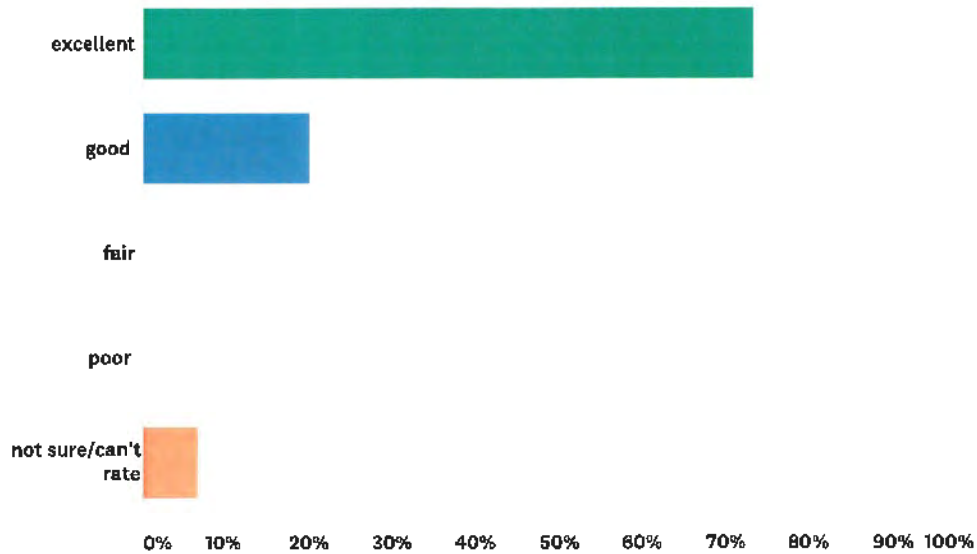
36

52

2018 Domestic Well Testing Program (CY18)

Q3 If yes, how would you rate the ease of using the online system?

Answered: 15 Skipped: 38

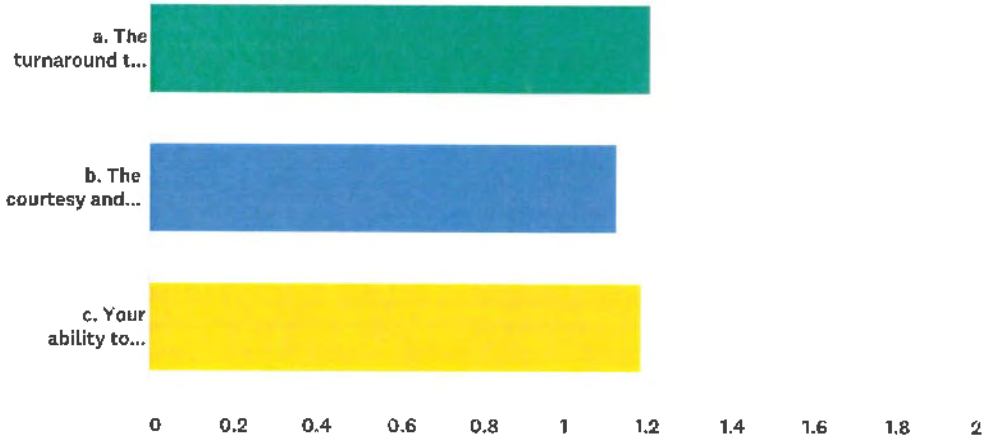


ANSWER CHOICES	RESPONSES	
excellent	73.33%	11
good	20.00%	3
fair	0.00%	0
poor	0.00%	0
not sure/can't rate	6.67%	1
TOTAL		15

2018 Domestic Well Testing Program (CY18)

Q4 Overall how would you rate...

Answered: 52 Skipped: 1

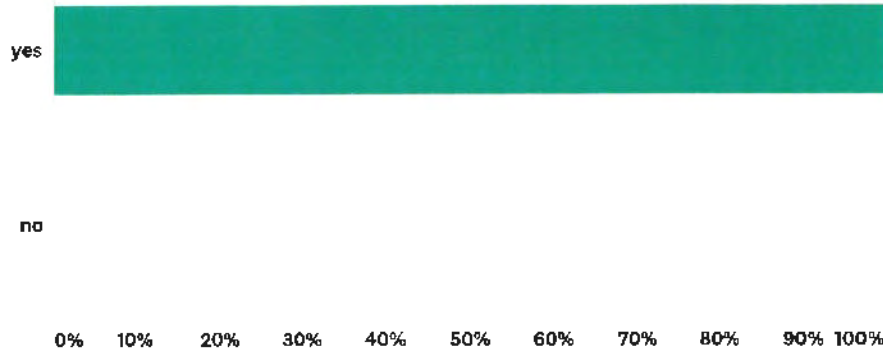


	EXCELLENT	GOOD	FAIR	POOR	N/A	TOTAL	WEIGHTED AVERAGE
a. The turnaround time to book your appointment	80.77% 42	15.38% 8	1.92% 1	0.00% 0	1.92% 1	52	1.20
b. The courtesy and helpfulness of the staff who booked your appointment	84.62% 44	11.54% 6	0.00% 0	0.00% 0	3.85% 2	52	1.12
c. Your ability to contact staff with additional questions or concerns	59.62% 31	13.46% 7	0.00% 0	0.00% 0	26.92% 14	52	1.18

2018 Domestic Well Testing Program (CY18)

Q5 When the water district staff conducted your home test were they on time for the appointment?

Answered: 50 Skipped: 3



ANSWER CHOICES

yes

no

TOTAL

RESPONSES

100.00%

0.00%

50


0

50

2018 Domestic Well Testing Program (CY18)

Q6 How would you rate...

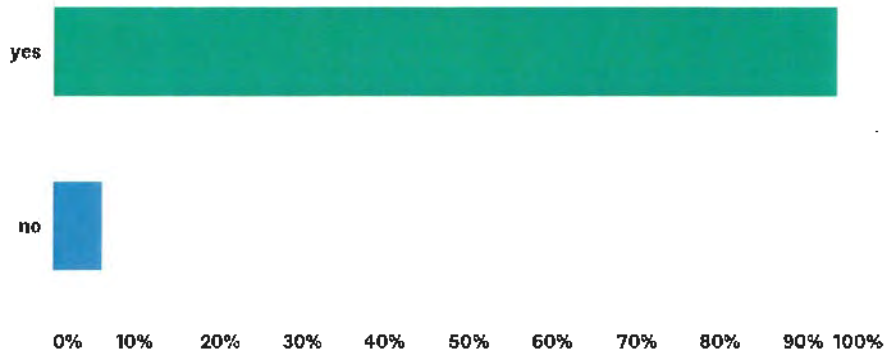
Answered: 51 Skipped: 2



	EXCELLENT	GOOD	FAIR	POOR	N/A	TOTAL	WEIGHTED AVERAGE
a. Their professionalism and friendliness?	84.31%	9.80%	1.96%	0.00%	3.92%	51	1.14
	43	5	1	0	2		
b. Your understanding of the testing process as explained by the water district staff?	79.59%	12.24%	2.04%	0.00%	6.12%	49	1.17
	39	6	1	0	3		

Q7 When you received your results packet, were the overall findings immediately clear to you?

Answered: 51 Skipped: 2



ANSWER CHOICES

yes

no

TOTAL

RESPONSES

94.12%

5.88%


48

3

51

Q8 How would you rate...

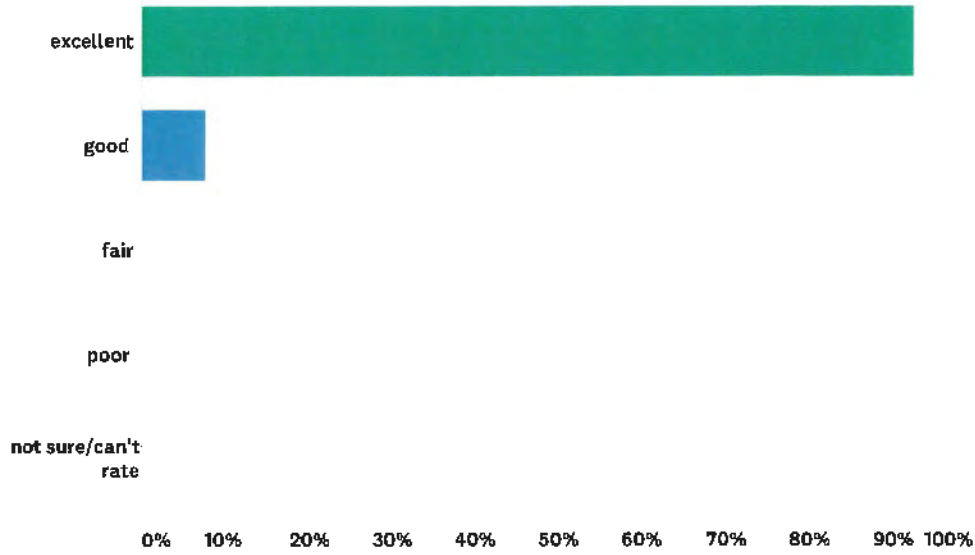
Answered: 52 Skipped: 1



	EXCELLENT	GOOD	FAIR	POOR	N/A	TOTAL	WEIGHTED AVERAGE
a. The explanation of the results	61.54%	34.62%	0.00%	0.00%	3.85%	52	1.36
b. The simplicity and clarity of the results packet and the other materials associated with the program?	57.69%	40.38%	1.92%	0.00%	0.00%	52	1.44
c. The staff's ability to explain any of your additional questions or concerns?	44.23%	21.15%	1.92%	0.00%	32.69%	52	1.37

Q9 How would you rate the overall value of the Domestic Well Testing Program?

Answered: 53 Skipped: 0



ANSWER CHOICES

- excellent
- good
- fair
- poor
- not sure/can't rate
- TOTAL

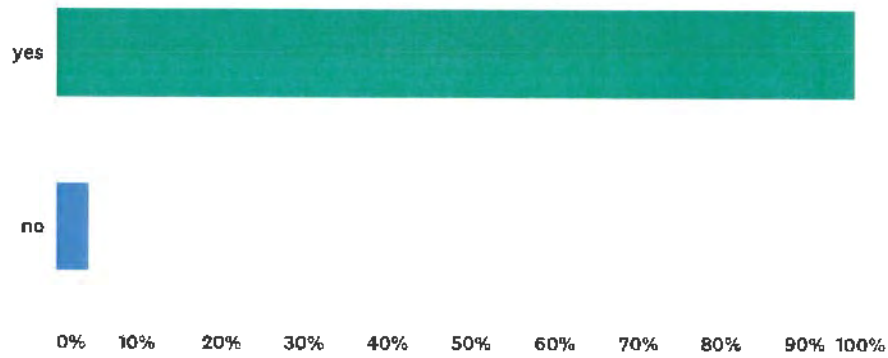
RESPONSES

excellent	92.45%	49
good	7.55%	4
fair	0.00%	0
poor	0.00%	0
not sure/can't rate	0.00%	0
TOTAL		53

2018 Domestic Well Testing Program (CY18)

Q10 Were the tests conducted helpful in understanding your water quality?

Answered: 51 Skipped: 2



ANSWER CHOICES

yes

no

TOTAL

RESPONSES

96.08%

3.92%

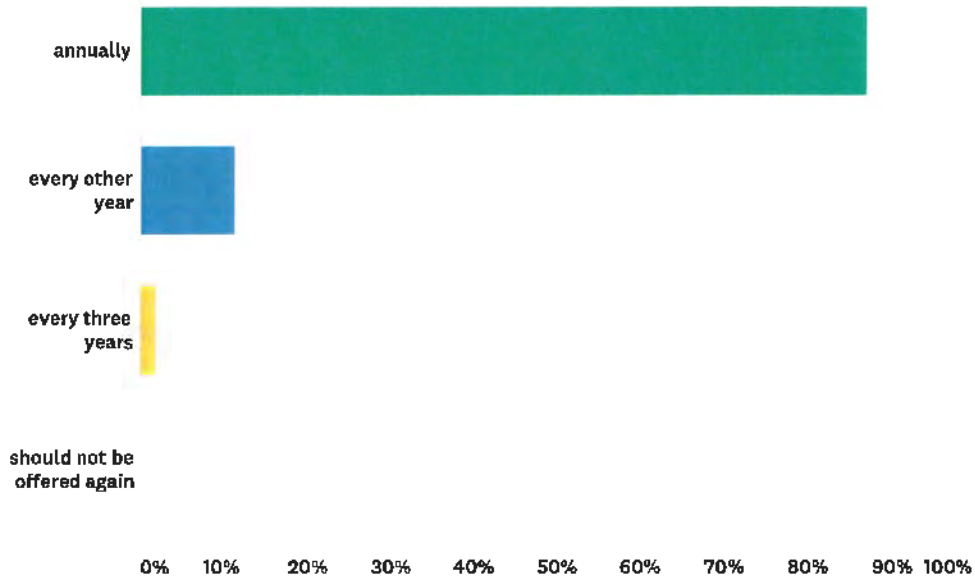
49

2

51

Q11 If this program were offered again, what frequency of testing do you think is appropriate?

Answered: 53 Skipped: 0



ANSWER CHOICES	RESPONSES	
annually	86.79%	46
every other year	11.32%	6
every three years	1.89%	1
should not be offered again	0.00%	0
TOTAL		53

Q12 If you have additional feedback on the water quality testing program, please provide it below:

Answered: 29 Skipped: 24

2018 Domestic Well Testing Program (CY18) Survey

Q21: Feedback Comments

You are welcome, but more importantly thank you for the test and results. We are not hooked up on-line... no computer.

Everything is ok. Thank you very much for the test and results.

All in all, a very valuable program will use it again.

Neighbor who shares well booked appointment. If I hadn't called to book, I probably wouldn't have seen the results. Inspector had hard time finding well. I talked them to it on the phone. Thanks for the test!

Thank you for offering this service for her!

I think this program should be permanent and offered annually. As a new well owner, I would have not have had any experience with well water quality and appreciate the opportunity to learn from the information offered by the SCVWD.

I don't remember receiving any packet. No contact with me. The water use used to be more SIMPLE.

More info on local installers.

I have reverse osmosis system under my sink. My report showed coliform not E. coli but no description on how to fix it or if my level is dangerous.

Thank you for this service.

Well water is used for home garden only.

This is one of the greatest programs offered by any municipal agency! Keep up the outstanding work!

Have not received test results.

Should test for perchlorate, a chemical base!

Water testing is an important and valuable service. It gives homeowners/well owners a heads up if anything is out of whack and an opportunity to correct any problems. Keep the program.

I am very glad to have it.

Victoria Garcia is awesome!! Always helpful and responsive.

Thank you! Would also like perchlorate testing.

Very important program! Please continue.

Easier access to the program via home page or well owners page. I had to call.

Our daughter is conducting her science fair project on testing well water. The SCVWD website and staff have been very helpful we all have learned a lot! As a bonus, the results matched SCVWD results. We also enjoyed the SJSU interns who conducted the test. Thank you all!



MEMORANDUM

FC 14 (02-08-19)

TO: Board of Directors

FROM: Nina Hawk

SUBJECT: Request for Sixty Day Stay for California
WaterFix Change in Point of Diversion
Petition

DATE: March 8, 2019

The California Department of Water Resources (DWR) and U.S. Bureau of Reclamation (Reclamation) wrote a letter this week to the State Water Resources Control Board (SWRCB) requesting a stay of the proceedings for the California WaterFix change of point of diversion (CPOD). In order to operate the California WaterFix project, DWR and Reclamation must obtain a change in their water right permit conditions to add the new points of diversion on the Sacramento River.

As you will recall, DWR and Reclamation submitted a petition to the SWRCB to add the new points of diversion in August of 2015 which kicked off an extensive evidentiary hearing process beginning in July 2016 and continuing until October 2018. The SWRCB has yet to issue its proposed decision. However, now that the Governor has indicated that the State will support only a single-tunnel version of the project, DWR and Reclamation have requested a 60-day stay while they reassess their path forward on the project.

In staff's view, there is nothing surprising in this request. As DWR and Reclamation reach their decisions on how to proceed with the project, part of their consideration will be how and when to petition the State Water Board to reinstate CPOD proceedings to reflect the single tunnel project.

A handwritten signature in blue ink that reads "Nina Hawk".

Nina Hawk
Chief Operating Officer
Water Utility Enterprise

Attachment 1: DWR and Reclamation Request for Temporary Sixty (60) Day Stay, dated March 1, 2019



March 1, 2019

CWFhearing@waterboards.ca.gov via Email

Board Member Tam Doduc
Hearing Officer, California WaterFix CPOD
State Water Resources Control Board
P.O. Box 100
Sacramento, California 95812-0100

Re: Request for Temporary Sixty (60) Day Stay

Dear Hearing Officer Doduc:

The California Department of Water Resources ("DWR") and the Bureau of Reclamation, collectively known as Petitioners, respectfully request the State Water Resources Control Board ("State Water Board") to temporarily place the petition for a change in point of diversion for the California WaterFix ("WaterFix CPOD") in abeyance and issue a temporary sixty (60) day stay on all proceedings for the WaterFix CPOD. This request is in light of Governor Gavin Newsom's State of the State address on February 12, 2019, where he presented a conceptual proposal supporting a single tunnel configuration for WaterFix that builds on the permit and planning work that has already been completed. The Petitioners are submitting this request to allow DWR sufficient time to assess the effects on WaterFix and the nature and extent the effects

Ms. Tam Doduc, et al
March 1, 2019
Page 2

would have on existing and any new permit and planning work, and specifically how this may affect the WaterFix CPOD process. The requested sixty (60) day stay would be from the date the State Water Resources Control Board ("State Water Board") executes the order for a stay. Petitioners will update the State Water Board and appellant service list regarding WaterFix's status at the end of the sixty (60) days, or earlier if information becomes available sooner.

Sincerely,



Emily M. Thor
Attorney
Office of the Chief Counsel
CA Department of Water Resources



Amy L. Aufdenberge
Assistant Regional Solicitor
Office of the Regional Solicitor
U.S. Department of the Interior

cc: *Electronic Service*
Tam Doduc, Board Member & Hearing Officer, State Water Resources Control Board
Electronic Service List as of 10-30-2018

Personal Service via U.S. Postal Service
Suzanne Womack & Sheldon Moore, Clifton Court, L.P.

TO: Board of Directors

FROM: Darin Taylor,
Chief Financial Officer

SUBJECT: Summary of Monthly Report of Investments,
February 2019


DATE: March 8, 2019

In accordance with the District Board Investment policy, staff provides a detailed investment report to the Board of Directors on a quarterly basis. In addition to the quarterly investment report, Government Code section 53607 requires the Treasurer of the local agency who has been delegated with the authority to invest funds to provide a monthly report of the investment transactions to the legislative body. This report is provided to the Board in compliance with Government Code section 53607 and Executive Limitation-4 Financial Management.

Attached is the report of investments for the month of February 2019. All investments were in compliance with the Investment Policy and performed better than the District's benchmark yield. The attached report includes a summary of the portfolio holdings, details of each security in the portfolio and an investment activity summary with comparisons to the previous 12 months. The following are highlights of the investment activities for the month:

- The book value of the District's portfolio as of February 28, 2019, was \$617 million.
- The District's portfolio is invested with a primary goal of safety. To accomplish this goal, we only invest in securities that are permitted by California Government Code and the Board Investment Policy. These securities have high credit ratings and maturities of no more than 5 years. As of February 28, 2019, approximately 81% of the portfolio was held in US Government Treasury/Agency/Municipal Bonds, 13% was held in liquid funds (Local Area Investment Fund/money market mutual fund), and 6% in supranational/corporate medium-term notes.
- The portfolio had a yield-to-maturity of 2.14% for the month of February 2019. This exceeded the District's benchmark, the 24-month floating average of the 2-year Treasury note, which was 2.07%.
- The District's portfolio is reviewed every month for compliance with the Investment Policy. All investments were in compliance for the reporting period.
- California Government Code requires that a public entity structure its portfolio so that it, at minimum, can meet expenditures for the next six months. The investment portfolio has been structured to ensure that sufficient monies will be available to cover anticipated expenditures in the coming six months.

If you have any questions regarding the Investment Report, please contact Darin Taylor, Chief Financial Officer, at 408-630-3068.



Darin Taylor
Chief Financial Officer

Attachment: Monthly Report of Investments for February 2019

**Santa Clara Valley Water Dist.
Portfolio Management
Portfolio Summary
February 28, 2019**

SANTA CLARA VALLEY WATER
5750 Almaden Expressway
San Jose, San Jose, Ca 951
(408)265-2607

Investments	Par Value	Market Value	Book Value	% of Portfolio	YTM 365 Equiv.	Term	Days to Maturity
Treasury Securities - Coupon	11,000,000.00	10,841,448.00	10,840,540.48	1.76	2.428	1,002	689
Federal Agency Issues - Coupon	458,342,000.00	458,895,584.40	458,468,647.66	74.31	2.207	1,229	787
Negotiable CD's - Interest Bearing	2,630,000.00	2,629,873.85	2,630,000.00	0.43	2.114	652	372
LAIF	45,072,608.67	45,072,608.67	45,072,608.67	7.31	2.400	1	1
Medium Term Notes	16,575,000.00	16,471,329.48	16,432,752.93	2.86	2.451	1,255	820
Money Market Account	35,044,732.16	35,044,732.16	35,044,732.16	5.68	0.010	1	1
TimeCD_Deposit Account	965,607.37	965,607.37	965,607.37	0.16	2.550	1	1
Supranational	15,000,000.00	14,937,031.00	14,951,929.85	2.42	2.440	1,297	948
Municipal Bonds	32,564,212.26	32,546,154.82	32,569,828.25	5.28	2.682	1,359	1,041
Investments	617,194,160.46	615,204,369.75	616,976,847.15	100.00%	2.137	1,070	698

	February 28 Month Ending	Fiscal Year To Date
Total Earnings		
Current Year	1,146,262.26	8,005,691.99
Average Daily Balance	616,168,102.70	578,307,933.04
Effective Rate of Return	2.43%	2.08%

Current market pricing is updated at the end of each month from data provided by Interactive Data, a securities pricing service.


 Charlene Sun
 Treasury/Debt Officer
 Date 3/6/2019


 Darin Taylor, Chief Financial Officer
 Date 3/7/2019

Santa Clara Valley Water Dist.
Portfolio Management
Portfolio Details - Investments
February 28, 2019

CUSIP	Investment #	Issuer	Average Balance	Purchase Date	Par Value	Market Value	Book Value	Stated Rate	YTM 365	Term	Days to Maturity	Maturity Date
Treasury Securities - Coupon												
912828XE5	5155	US Treasury Bill		10/24/2017	3,000,000.00	2,981,210.00	2,994,948.95	1.500	1.838	950	457	05/31/2020
912828Q37	5206	US Treasury Bill		05/10/2018	5,000,000.00	4,873,440.00	4,861,219.74	1.250	2.642	1,056	761	03/31/2021
9128284P2	5277	US Treasury Bill		09/21/2018	3,000,000.00	3,008,798.00	2,984,371.77	2.625	2.871	967	806	05/15/2021
Subtotal and Average			10,837,667.55		11,000,000.00	10,841,448.00	10,840,540.46		2.428	1,002	689	
Federal Agency Issues - Coupon												
3133EF5X1	5017	Federal Farm Credit Bank		05/04/2016	3,000,000.00	2,993,178.00	3,000,863.63	1.100	0.930	1,094	63	05/03/2019
3133EDVK5	5055	Federal Farm Credit Bank		09/21/2016	3,344,000.00	3,342,938.61	3,345,229.49	1.750	0.960	908	17	03/18/2019
3133EG2D6	5084	Federal Farm Credit Bank		01/24/2017	3,000,000.00	2,984,373.00	3,001,950.90	1.550	1.434	976	210	09/27/2019
3133EG5D3	5086	Federal Farm Credit Bank		01/27/2017	3,000,000.00	2,955,513.00	3,000,000.00	2.030	2.030	1,826	1,063	01/27/2022
3133EGW92	5089	Federal Farm Credit Bank		01/27/2017	3,000,000.00	2,975,988.00	2,999,792.71	1.500	1.509	1,056	293	12/19/2019
3133EHJA2	5095	Federal Farm Credit Bank		05/08/2017	3,000,000.00	2,963,598.00	3,000,071.17	1.550	1.548	1,096	434	05/08/2020
3133EHHN6	5098	Federal Farm Credit Bank		05/10/2017	3,000,000.00	2,994,584.00	2,999,588.76	1.350	1.432	722	62	05/02/2019
3133EHGS6	5101	Federal Farm Credit Bank		05/10/2017	3,000,000.00	2,951,493.00	2,994,282.35	2.030	2.094	1,811	1,151	04/25/2022
3133EHPD9	5118	Federal Farm Credit Bank		06/29/2017	3,000,000.00	2,965,326.00	3,000,000.00	1.670	1.670	1,089	479	06/22/2020
3133ECPD0	5141	Federal Farm Credit Bank		09/14/2017	2,085,000.00	2,058,468.86	2,083,576.13	1.420	1.478	972	439	05/13/2020
3133EHJA2	5142	Federal Farm Credit Bank		09/14/2017	1,850,000.00	1,827,552.10	1,851,280.98	1.550	1.490	967	434	05/08/2020
3133EHZH9	5143	Federal Farm Credit Bank		09/20/2017	2,000,000.00	1,984,300.00	2,000,000.00	1.840	1.840	1,461	934	04/20/2021
3133EHM34	5154	Federal Farm Credit Bank		11/01/2017	3,000,000.00	2,949,870.00	3,000,000.00	2.230	2.230	1,826	1,341	11/01/2022
3133EGBL8	5170	Federal Farm Credit Bank		12/26/2017	3,000,000.00	2,956,992.00	2,977,648.30	1.370	2.000	875	445	05/19/2020
3133EHT78	5172	Federal Farm Credit Bank		12/26/2017	3,000,000.00	2,973,348.00	2,992,881.49	1.830	2.030	876	446	05/20/2020
3133EGBL8	5175	Federal Farm Credit Bank		12/29/2017	3,000,000.00	2,956,992.00	2,975,874.35	1.370	2.050	872	445	05/19/2020
3133EGCN3	5176	Federal Farm Credit Bank		12/29/2017	5,000,000.00	4,947,685.00	4,975,057.34	1.490	2.000	794	367	03/02/2020
3133EGBL8	5177	Federal Farm Credit Bank		12/29/2017	4,000,000.00	3,942,858.00	3,968,504.74	1.370	2.036	872	445	05/19/2020
3133EJAD1	5184	Federal Farm Credit Bank		01/23/2018	5,000,000.00	4,982,185.00	4,998,388.90	2.150	2.169	1,065	663	12/23/2020
3133EJAD1	5185	Federal Farm Credit Bank		01/23/2018	5,000,000.00	4,962,165.00	4,999,689.52	2.150	2.154	1,065	663	12/23/2020
3133EJMU0	5212	Federal Farm Credit Bank		05/17/2018	5,000,000.00	5,000,695.00	4,992,671.68	2.740	2.811	1,079	791	04/30/2021
3133EJQG7	5216	Federal Farm Credit Bank		05/24/2018	5,000,000.00	5,002,950.00	5,000,000.00	3.230	3.230	1,826	1,545	05/24/2023
3133EJMC0	5222	Federal Farm Credit Bank		05/30/2018	3,000,000.00	2,999,865.00	3,000,000.00	3.000	2.998	1,791	1,518	04/25/2023
3133EJTB5	5249	Federal Farm Credit Bank		08/29/2018	4,500,000.00	4,531,450.50	4,507,104.12	2.800	2.748	1,398	1,153	04/27/2022
3133EGA88	5251	Federal Farm Credit Bank		07/03/2018	4,582,000.00	4,482,263.61	4,482,952.20	1.550	2.780	1,049	808	05/17/2021
3133EJSA8	5252	Federal Farm Credit Bank		07/03/2018	5,000,000.00	5,017,015.00	5,003,108.61	2.730	2.702	1,084	843	06/21/2021
3133EJ2H1	5291	Federal Farm Credit Bank		12/10/2018	5,000,000.00	5,012,955.00	5,000,000.00	3.110	3.110	1,096	1,015	12/10/2021
3133EJ2J7	5292	Federal Farm Credit Bank		12/11/2018	3,000,000.00	3,004,545.00	3,000,000.00	3.400	3.400	1,828	1,746	12/11/2023
3133EJ3T4	5297	Federal Farm Credit Bank		12/28/2018	3,000,000.00	3,000,195.00	3,000,000.00	3.350	3.350	1,826	1,761	12/26/2023
3133EJP80	5318	Federal Farm Credit Bank		01/23/2019	3,000,000.00	3,043,350.00	3,058,725.93	3.000	2.672	1,530	1,523	05/02/2023

Portfolio SCWW

AC

PM (PRF_PM2) 7.3.0

Santa Clara Valley Water Dist.
Portfolio Management
Portfolio Details - Investments
February 28, 2019

CUSIP	Investment #	Issuer	Average Balance	Purchase Date	Par Value	Market Value	Book Value	Stated Rate	YTM 365	Term	Days to Maturity	Maturity Date
Federal Agency Issues - Coupon												
3133EJET2	5320	Federal Farm Credit Bank		01/23/2019	3,000,000.00	2,990,970.00	3,030,057.25	2.940	2.971	1,503	1,466	03/06/2023
3133EJET2	5322	Federal Farm Credit Bank		01/24/2019	3,000,000.00	2,990,970.00	3,030,375.93	2.940	2.970	1,502	1,466	03/06/2023
3133EJ6C8	5324	Federal Farm Credit Bank		01/25/2019	3,000,000.00	3,000,300.00	3,000,000.00	2.940	2.940	1,186	1,151	04/25/2022
3133EJW70	5327	Federal Farm Credit Bank		01/25/2019	3,000,000.00	3,019,803.00	3,032,771.98	2.875	2.586	852	817	05/26/2021
3133ED2B7	5333	Federal Farm Credit Bank		02/01/2019	1,000,000.00	1,041,212.00	1,058,070.15	3.610	2.560	1,690	1,662	09/18/2023
3133EKAK2	5339	Federal Farm Credit Bank		02/14/2019	3,000,000.00	2,996,652.00	2,997,992.11	2.530	2.554	1,096	1,081	02/14/2022
3130AAQV3	5087	Federal Home Loan Bank		01/30/2017	3,500,000.00	3,464,364.00	3,500,000.00	1.670	1.670	1,186	426	04/30/2020
313379RB7	5131	Federal Home Loan Bank		08/23/2017	3,000,000.00	2,953,269.00	3,014,385.96	1.875	1.857	1,388	833	06/11/2021
313382K69	5132	Federal Home Loan Bank		08/23/2017	3,000,000.00	2,947,803.00	3,008,967.47	1.750	1.598	1,297	742	03/12/2021
313383HU8	5139	Federal Home Loan Bank		09/06/2017	3,000,000.00	2,959,958.00	3,012,744.75	1.750	1.410	1,008	469	06/12/2020
3130A0XD7	5210	Federal Home Loan Bank		05/17/2018	3,000,000.00	2,988,423.00	2,976,492.77	2.375	2.778	1,030	742	03/12/2021
3133732Y7	5211	Federal Home Loan Bank		05/17/2018	5,000,000.00	5,103,045.00	5,083,326.80	3.625	2.765	1,030	742	03/12/2021
3130AECJ7	5215	Federal Home Loan Bank		05/24/2018	5,000,000.00	5,004,110.00	5,002,086.82	2.625	2.590	735	454	05/28/2020
3130AEF54	5223	Federal Home Loan Bank		08/08/2018	5,000,000.00	5,011,490.00	5,000,000.00	3.100	3.100	1,826	1,560	06/08/2023
3130A1B80	5237	Federal Home Loan Bank		06/19/2018	4,620,000.00	4,624,190.34	4,596,284.46	2.625	2.804	1,361	1,106	03/11/2022
313378CR0	5241	Federal Home Loan Bank		06/21/2018	5,000,000.00	4,949,655.00	4,922,927.24	2.250	2.789	1,359	1,106	03/11/2022
313378CR0	5243	Federal Home Loan Bank		06/21/2018	5,000,000.00	4,949,655.00	4,924,265.34	2.250	2.780	1,359	1,106	03/11/2022
3133XPKG8	5244	Federal Home Loan Bank		08/21/2018	5,000,000.00	5,408,335.00	5,355,640.38	4.750	2.848	1,723	1,470	03/10/2023
3130AEWM8	5275	Federal Home Loan Bank		09/28/2018	3,000,000.00	3,011,625.00	3,000,000.00	3.000	3.000	1,461	1,307	09/28/2022
3130AEYH7	5278	Federal Home Loan Bank		09/28/2018	2,000,000.00	2,000,240.00	2,000,000.00	3.420	3.420	1,826	1,672	09/28/2023
3130AFD61	5284	Federal Home Loan Bank		11/21/2018	3,000,000.00	3,003,474.00	3,000,000.00	3.550	3.550	1,826	1,726	11/21/2023
3130AFJS7	5295	Federal Home Loan Bank		12/13/2018	3,000,000.00	3,005,679.00	3,000,000.00	3.375	3.375	1,826	1,748	12/13/2023
3130AFMS3	5314	Federal Home Loan Bank		01/15/2019	2,000,000.00	2,000,146.00	2,000,000.00	2.500	2.500	731	688	01/15/2021
3130AFE78	5319	Federal Home Loan Bank		01/23/2019	3,000,000.00	3,048,735.00	3,051,264.17	3.000	2.699	1,416	1,379	12/09/2022
3130AFAP2	5323	Federal Home Loan Bank		01/24/2019	3,000,000.00	3,015,795.00	3,043,579.55	3.500	2.634	1,740	1,704	10/30/2023
3130AFE78	5332	Federal Home Loan Bank		01/28/2019	3,000,000.00	3,048,735.00	3,054,093.66	3.000	2.684	1,411	1,379	12/09/2022
313383YJ4	5334	Federal Home Loan Bank		02/01/2019	2,000,000.00	2,063,178.00	2,095,853.48	3.375	2.560	1,680	1,652	09/08/2023
3130AFTK3	5335	Federal Home Loan Bank		02/06/2019	3,000,000.00	2,996,370.00	3,003,979.69	2.960	2.822	1,461	1,438	02/08/2023
3130AFE78	5336	Federal Home Loan Bank		02/04/2019	3,000,000.00	3,048,735.00	3,066,299.23	3.000	2.585	1,404	1,379	12/09/2022
3130AFAP2	5340	Federal Home Loan Bank		02/07/2019	3,000,000.00	3,015,795.00	3,050,474.58	3.500	3.327	1,726	1,704	10/30/2023
3130AFW52	5342	Federal Home Loan Bank		02/28/2019	2,000,000.00	1,994,034.00	2,000,000.00	2.700	2.701	1,550	1,547	05/26/2023
3130A7PW9	5012	Federal Home Loan Bank-CN		04/18/2016	5,000,000.00	4,993,850.00	4,999,985.66	0.950	0.953	1,082	35	04/05/2019
3130A8H48	5024	Federal Home Loan Bank-CN		07/01/2016	5,000,000.00	4,907,485.00	5,000,000.00	1.150	1.150	1,461	488	07/01/2020
3130A7L37	5058	Federal Home Loan Bank-CN		10/20/2016	3,000,000.00	2,998,908.00	3,000,368.19	1.250	0.930	876	14	03/15/2019
3133782M2	5060	Federal Home Loan Bank-CN		10/25/2016	3,000,000.00	2,999,640.00	3,000,311.68	1.500	0.956	864	7	03/08/2019
3130A9V32	5062	Federal Home Loan Bank-CN		11/15/2016	5,000,000.00	4,929,325.00	5,000,000.00	2.000	1.715	1,826	990	11/15/2021

42

Santa Clara Valley Water Dist.
Portfolio Management
Portfolio Details - Investments
February 28, 2019

CUSIP	Investment #	Issuer	Average Balance	Purchase Date	Par Value	Market Value	Book Value	Stated Rate	YTM 365	Term	Days to Maturity	Maturity Date
Federal Agency Issues - Coupon												
3130ABEC6	5102	Federal Home Loan Bank-CN		05/26/2017	2,000,000.00	1,977,570.00	2,000,000.00	1.600	1.600	1,096	452	05/26/2020
3130ABEC6	5103	Federal Home Loan Bank-CN		05/26/2017	3,000,000.00	2,966,355.00	3,000,000.00	1.600	1.600	1,096	452	05/26/2020
3130ABPV2	5122	Federal Home Loan Bank-CN		07/14/2017	2,000,000.00	1,976,356.00	1,998,429.11	1.690	1.751	1,081	486	08/29/2020
313378J77	5123	Federal Home Loan Bank-CN		07/14/2017	3,000,000.00	2,979,417.00	3,011,334.56	1.875	1.500	973	378	03/13/2020
313378J77	5144	Federal Home Loan Bank-CN		09/13/2017	3,000,000.00	2,979,417.00	3,013,320.70	1.875	1.436	912	378	03/13/2020
313378J77	5147	Federal Home Loan Bank-CN		10/03/2017	3,000,000.00	2,979,417.00	3,008,382.68	1.875	1.598	892	378	03/13/2020
3130ACKG8	5148	Federal Home Loan Bank-CN		10/24/2017	3,000,000.00	2,950,164.00	3,000,000.00	2.200	2.200	1,826	1,333	10/24/2022
3130A5P88	5169	Federal Home Loan Bank-CN		12/26/2017	2,500,000.00	2,479,160.00	2,495,228.17	1.800	1.981	825	395	03/30/2020
3133714H6	5171	Federal Home Loan Bank-CN		12/26/2017	1,000,000.00	1,004,428.00	1,010,380.29	3.000	1.981	813	383	03/18/2020
3130ACN83	5179	Federal Home Loan Bank-CN		12/29/2017	5,000,000.00	4,946,145.00	4,982,252.14	1.700	2.002	868	441	05/15/2020
3130AD4X7	5183	Federal Home Loan Bank-CN		01/19/2018	5,000,000.00	4,952,950.00	4,984,552.78	2.000	2.180	1,057	651	12/11/2020
3130ADUJ9	5214	Federal Home Loan Bank-CN		05/24/2018	5,000,000.00	4,991,570.00	4,992,323.41	2.375	2.520	676	395	03/30/2020
3130A7TX3	5298	Federal Home Loan Bank-CN		12/14/2018	3,000,000.00	2,930,898.00	2,922,448.90	1.940	2.890	1,230	1,153	04/27/2022
3137EADG1	4870	Federal Home Loan Mortgage Cor		08/25/2015	3,000,000.00	2,995,323.00	3,002,002.03	1.750	1.471	1,435	90	05/30/2019
3134G8QB6	5005	Federal Home Loan Mortgage Cor		03/29/2016	3,000,000.00	2,997,480.00	3,000,000.00	1.270	1.270	1,095	28	03/29/2019
3137EADG1	5014	Federal Home Loan Mortgage Cor		04/18/2016	5,000,000.00	4,992,205.00	5,009,479.06	1.750	0.970	1,137	90	05/30/2019
3137EADG1	5015	Federal Home Loan Mortgage Cor		04/18/2016	5,000,000.00	4,992,205.00	5,009,598.47	1.750	0.960	1,137	90	05/30/2019
3137EADG1	5016	Federal Home Loan Mortgage Cor		05/04/2016	3,000,000.00	2,995,323.00	3,005,611.35	1.750	0.980	1,121	90	05/30/2019
3134G9XU6	5027	Federal Home Loan Mortgage Cor		06/30/2016	3,000,000.00	2,993,687.00	3,000,000.00	2.000	1.429	1,278	304	12/30/2018
3134G9YJ0	5041	Federal Home Loan Mortgage Cor		06/30/2016	1,815,000.00	1,598,798.71	1,615,000.00	1.300	1.300	1,826	852	06/30/2021
3137EADZ9	5059	Federal Home Loan Mortgage Cor		10/25/2016	3,000,000.00	2,995,425.00	3,000,704.49	1.125	0.930	802	45	04/15/2019
3134GBV82	5153	Federal Home Loan Mortgage Cor		10/30/2017	3,000,000.00	2,959,149.00	3,000,000.00	2.000	2.000	1,369	882	07/30/2021
3134GB4R0	5182	Federal Home Loan Mortgage Cor		12/15/2017	3,000,000.00	2,975,295.00	3,000,000.00	2.250	2.250	1,828	1,385	12/15/2022
3134GSMU6	5217	Federal Home Loan Mortgage Cor		06/15/2018	5,000,000.00	5,004,620.00	5,000,000.00	3.000	3.000	1,461	1,202	06/15/2022
3134GSQB4	5234	Federal Home Loan Mortgage Cor		06/28/2018	3,000,000.00	3,003,654.00	3,000,000.00	3.250	3.250	1,828	1,580	06/28/2023
3134GSQB4	5235	Federal Home Loan Mortgage Cor		06/26/2018	3,000,000.00	3,003,654.00	3,000,000.00	3.250	3.250	1,826	1,580	06/28/2023
3134GSQR9	5236	Federal Home Loan Mortgage Cor		06/26/2018	5,000,000.00	5,000,740.00	5,000,000.00	3.000	3.001	1,369	1,123	03/28/2022
3134GSSX4	5261	Federal Home Loan Mortgage Cor		07/30/2018	5,000,000.00	5,002,170.00	5,000,000.00	3.000	3.000	1,249	1,035	12/30/2021
3134GSVB8	5264	Federal Home Loan Mortgage Cor		09/13/2018	5,000,000.00	5,001,345.00	5,000,000.00	3.250	3.250	1,828	1,857	09/13/2023
3134GSWWW1	5266	Federal Home Loan Mortgage Cor		09/18/2018	5,000,000.00	5,008,250.00	5,000,000.00	3.000	3.000	1,277	1,113	03/18/2022
3134GSC52	5283	Federal Home Loan Mortgage Cor		11/27/2018	5,000,000.00	5,012,860.00	5,000,000.00	3.000	3.000	912	818	05/27/2021
3134GSJ89	5293	Federal Home Loan Mortgage Cor		12/28/2018	3,000,000.00	3,001,881.00	3,000,000.00	3.160	3.160	1,096	1,033	12/28/2021
3134GSP33	5298	Federal Home Loan Mortgage Cor		12/28/2018	3,000,000.00	3,001,557.00	3,000,000.00	3.150	3.150	1,278	1,215	06/28/2022
3134GSJ48	5313	Federal Home Loan Mortgage Cor		12/27/2018	3,000,000.00	3,007,014.00	3,007,403.81	3.100	2.834	1,278	1,214	06/27/2022
3134GSS63	5321	Federal Home Loan Mortgage Cor		01/30/2019	3,000,000.00	3,000,000.00	3,000,000.00	2.600	2.600	1,461	1,431	01/30/2023
3134GSX28	5328	Federal Home Loan Mortgage Cor		02/14/2019	3,000,000.00	2,995,473.00	3,000,000.00	3.000	3.000	1,369	1,354	11/14/2022

Portfolio SCWW

AC

PM (PRF_PM2) 7.3.0

Santa Clara Valley Water Dist.
Portfolio Management
Portfolio Details - Investments
February 28, 2019

CUSIP	Investment #	Issuer	Average Balance	Purchase Date	Par Value	Market Value	Book Value	Stated Rate	YTM 365	Term	Days to Maturity	Maturity Date
Federal Agency Issues - Coupon												
3134G8VX2	5337	Federal Home Loan Mortgage Cor		02/04/2019	3,000,000.00	2,961,921.00	2,964,304.37	1.250	2.587	877	852	06/30/2021
3137EAEB1	5056	Fed Home Loan Mort Corp-CN		09/21/2016	3,000,000.00	2,982,126.00	2,998,800.29	0.875	0.981	1,031	140	07/19/2019
3137EAEB1	5080	Fed Home Loan Mort Corp-CN		01/23/2017	3,000,000.00	2,982,126.00	2,994,533.91	0.875	1.360	907	140	07/19/2019
3137EAEB1	5083	Fed Home Loan Mort Corp-CN		01/23/2017	3,000,000.00	2,982,126.00	2,994,520.04	0.875	1.361	907	140	07/19/2019
3137EAEF2	5119	Fed Home Loan Mort Corp-CN		06/30/2017	5,000,000.00	4,935,075.00	4,990,882.09	1.375	1.543	1,025	416	04/20/2020
3137EAEF2	5120	Fed Home Loan Mort Corp-CN		06/30/2017	3,000,000.00	2,961,045.00	2,995,067.70	1.375	1.523	1,025	416	04/20/2020
3137EADR7	5145	Fed Home Loan Mort Corp-CN		09/13/2017	3,000,000.00	2,959,560.00	2,998,112.68	1.375	1.430	961	427	05/01/2020
3135G0A78	5180	FNMA Discount Note		01/18/2018	5,000,000.00	4,959,950.00	4,981,189.49	1.625	2.059	733	326	01/21/2020
3135G0ZY2	4872	Fed Natl Mortgage Assoc		06/25/2015	3,000,000.00	2,982,897.00	3,002,328.54	1.750	1.640	1,615	270	11/26/2019
3135G0ZY2	4873	Fed Natl Mortgage Assoc		06/25/2015	3,000,000.00	2,982,897.00	3,001,905.80	1.750	1.660	1,615	270	11/26/2019
3135G0R39	5077	Fed Natl Mortgage Assoc		01/23/2017	3,000,000.00	2,970,219.00	2,990,195.86	1.000	1.517	1,004	237	10/24/2019
3135G0ZG1	5078	Fed Natl Mortgage Assoc		01/23/2017	3,000,000.00	2,987,622.00	3,005,446.22	1.750	1.400	962	195	09/12/2019
3135G0N33	5081	Fed Natl Mortgage Assoc		01/23/2017	3,000,000.00	2,979,423.00	2,993,087.89	0.875	1.436	921	154	08/02/2019
3135G0R39	5082	Fed Natl Mortgage Assoc		01/23/2017	3,000,000.00	2,970,219.00	2,990,236.89	1.000	1.515	1,004	237	10/24/2019
3135G0ZY2	5088	Fed Natl Mortgage Assoc		01/27/2017	3,000,000.00	2,982,897.00	3,008,241.41	1.750	1.460	1,033	270	11/26/2019
3135G0T29	5138	Fed Natl Mortgage Assoc		09/08/2017	3,000,000.00	2,969,310.00	3,003,345.37	1.500	1.385	903	364	02/28/2020
3135G0T29	5181	Fed Natl Mortgage Assoc		01/18/2018	5,000,000.00	4,948,850.00	4,973,508.84	1.500	2.048	771	364	02/28/2020
3135G0T29	5182	Fed Natl Mortgage Assoc		01/19/2018	5,000,000.00	4,948,850.00	4,972,742.89	1.500	2.064	770	364	02/28/2020
3136G4NM1	5253	Fed Natl Mortgage Assoc		07/03/2018	5,000,000.00	4,948,920.00	4,895,981.84	2.200	2.883	1,424	1,183	05/27/2022
3135G0U27	5276	Fed Natl Mortgage Assoc		09/21/2018	5,000,000.00	4,995,620.00	4,959,441.27	2.500	2.900	935	774	04/13/2021
3135G0T45	5299	Fed Natl Mortgage Assoc		12/18/2018	3,000,000.00	2,941,062.00	2,935,669.27	1.875	2.733	1,204	1,131	04/05/2022
3135G0U35	5312	Fed Natl Mortgage Assoc		12/24/2018	3,000,000.00	3,013,602.00	3,006,704.71	2.750	2.656	911	844	06/22/2021
3136G02F7	5326	Fed Natl Mortgage Assoc		01/25/2019	2,173,000.00	2,128,979.37	2,134,592.20	1.600	2.603	833	798	05/07/2021
3135G0F73	4963	FNMA Discount Notes		11/30/2015	3,000,000.00	2,945,634.00	2,981,516.84	1.500	1.871	1,827	640	11/30/2020
3136G3MK8	5018	FNMA Discount Notes		05/25/2016	3,000,000.00	2,974,200.00	3,000,000.00	1.350	1.350	1,279	269	11/25/2019
3136G3MH5	5019	FNMA Discount Notes		05/27/2016	3,000,000.00	2,990,709.00	3,000,000.00	1.250	1.250	1,098	90	05/30/2019
3136G3TU9	5026	FNMA Discount Notes		06/30/2016	5,000,000.00	4,942,360.00	5,000,000.00	1.125	1.125	1,278	304	12/30/2019
3135G0ZE6	5042	FNMA Discount Notes		07/07/2016	3,000,000.00	2,993,046.00	3,009,228.80	1.750	0.721	1,078	111	06/20/2019
3135G0P72	5174	FNMA Discount Notes		12/29/2017	1,100,000.00	1,085,973.90	1,092,259.81	1.375	2.044	822	395	03/30/2020
3136G3U94	5325	FNMA Discount Notes		01/25/2019	1,000,000.00	974,999.00	974,099.71	1.400	2.603	851	816	05/25/2021
3135G0U43	5341	FNMA Discount Notes		02/12/2019	3,000,000.00	3,077,330.55	3,077,330.55	2.875	2.546	1,673	1,656	09/12/2023
880591EN8	5344	Tennessee Valley Authority		02/28/2019	4,473,000.00	4,365,920.85	4,375,302.47	1.875	2.560	1,264	1,263	08/15/2022
Subtotal and Average			457,741,071.46		458,342,000.00	456,695,564.40	458,468,647.66		2.207	1,229	787	

Santa Clara Valley Water Dist.
Portfolio Management
Portfolio Details - Investments
February 28, 2019

CUSIP	Investment #	Issuer	Average Balance	Purchase Date	Par Value	Market Value	Book Value	Stated Rate	YTM 365	Term	Days to Maturity	Maturity Date
Negotiable CD's - Interest Bearing												
33715LBT6	5260	First Tech Fed Credit Union		07/16/2018	240,000.00	242,645.28	240,000.00	3.250	3.253	1,463	1,235	07/16/2022
05368TAT8	5186	Avidbank Palo Alto Calif		01/30/2018	240,000.00	239,842.56	240,000.00	1.850	0.000	455	60	04/30/2019
062683AN7	5140	Bank of Hope		08/22/2017	240,000.00	239,911.92	240,000.00	1.600	1.596	546	21	03/22/2019
20415QFY0	5232	Community West Bank		06/13/2018	240,000.00	239,932.80	240,000.00	2.250	2.250	365	104	06/13/2019
320337BV9	5233	First General Bank		06/06/2018	240,000.00	238,918.52	240,000.00	2.300	2.300	814	546	08/26/2020
33616CBL3	5272	First Republic Bank		08/31/2018	240,000.00	240,879.68	240,000.00	2.800	2.800	728	546	08/26/2020
410493CN8	5161	Hanmi Bank		11/22/2017	235,000.00	233,979.63	235,000.00	1.800	1.800	730	266	11/22/2019
583614BL5	5315	Mechanics Bank		01/16/2018	240,000.00	240,058.32	240,000.00	2.400	2.400	181	137	07/16/2019
624788CU1	5250	MUFG Union Bank NA		07/03/2018	240,000.00	240,215.52	240,000.00	2.650	2.650	734	493	07/06/2020
69406PCQ0	5160	Pacific City Bank		11/24/2017	235,000.00	233,793.98	235,000.00	1.700	1.700	731	269	11/25/2019
866264DD3	5338	Summit State Bank		02/15/2019	240,000.00	239,894.64	240,000.00	2.500	2.495	425	411	04/15/2020
Subtotal and Average			2,510,000.00		2,630,000.00	2,629,873.85	2,630,000.00		2.114	652	372	
LAIF												
88-0237LAIF	88-0237LAIF	Local Agency Investment Fund			45,072,608.87	45,072,608.67	45,072,608.67	2.400	2.400	1	1	
Subtotal and Average			46,072,608.67		45,072,608.67	45,072,608.67	45,072,608.67		2.400	1	1	
Medium Term Notes												
037833DE7	5202	Apple Inc		05/03/2018	3,000,000.00	2,949,534.00	2,915,392.76	2.400	2.819	1,716	1,414	01/13/2023
037833BS8	5213	Apple Inc		05/18/2018	2,000,000.00	1,983,382.00	1,976,357.31	2.250	2.875	1,012	725	02/23/2021
478180BR4	5158	Johnson & Johnson		11/16/2017	2,000,000.00	2,000,000.00	2,000,000.00	1.125	1.687	470	0	03/01/2019
478180CD4	5265	Johnson & Johnson		08/30/2018	3,000,000.00	2,960,064.00	2,945,565.89	2.250	2.889	1,281	1,098	03/03/2022
594918AH7	5075	Microsoft Corp		01/09/2017	3,000,000.00	3,016,944.00	3,048,420.27	3.000	1.938	1,361	580	10/01/2020
594918BH6	5203	Microsoft Corp		05/03/2018	2,000,000.00	1,994,638.00	1,973,347.83	2.650	3.041	1,545	1,343	11/03/2022
742651DQ2	5068	Private Export Funding Corp		12/30/2016	1,575,000.00	1,566,767.48	1,573,668.87	1.450	1.640	958	167	08/15/2019
Subtotal and Average			16,430,926.05		16,575,000.00	16,471,329.48	16,432,752.93		2.451	1,255	820	
Money Market Account												
23380W523	4102	Daily Income US Gov MMF			35,044,732.16	35,044,732.16	35,044,732.16	0.010	0.010	1	1	
Subtotal and Average			35,732,179.73		35,044,732.16	35,044,732.16	35,044,732.16		0.010	1	1	
TimeCD_Deposit Account												
SYS5317	5317	Alliance Credit Union		01/18/2019	240,683.08	240,683.08	240,683.08	2.470	2.470	1	1	
SYS5311	5311	Bank of San Francisco		10/24/2018	241,380.00	241,380.00	241,380.00	2.250	2.250	1	1	
SYS5309	5309	Community Bank of the Bay		10/17/2018	242,193.58	242,193.58	242,193.58	2.704	2.704	1	1	

Santa Clara Valley Water Dist.
Portfolio Management
Portfolio Details - Investments
February 28, 2019

CUSIP	Investment #	Issuer	Average Balance	Purchase Date	Par Value	Market Value	Book Value	Stated Rate	YTM 365	Term	Days to Maturity	Maturity Date
TimeCD_Deposit Account												
SYS4912	4912	Deposit Account		07/01/2018	0.00	0.00	0.00	0.005	0.005	1	1	
SYS5310	5310	Technology Credit Union		10/19/2018	241,350.73	241,350.73	241,350.73	2.776	2.776	1	1	
Subtotal and Average			964,870.86		965,607.37	965,607.37	965,607.37	2.550	2.550	1	1	
Supranational												
4581X0DB1	5208	Inter-American Dev't Bank		05/15/2018	2,000,000.00	1,998,976.00	1,993,471.27	2.625	2.785	1,070	780	04/19/2021
4581X0CD8	5187	INTERAMERI DEV		01/30/2018	3,000,000.00	2,973,780.00	2,989,957.96	2.125	2.330	1,014	619	11/09/2020
459058FH1	5209	INTL BK RECON & DEVELOP		05/15/2018	2,000,000.00	1,947,188.00	1,939,284.65	1.376	2.805	1,105	815	05/24/2021
459058GL1	5290	INTL BK RECON & DEVELOP		12/03/2018	3,000,000.00	3,054,897.00	3,022,138.55	3.000	2.955	1,759	1,671	09/27/2023
45950KCL2	5111	INTL FINANCE CORP		05/26/2017	3,000,000.00	2,971,264.00	3,007,077.22	1.750	1.526	1,039	395	03/30/2020
45950VLP9	5193	INTL FINANCE CORP		03/15/2018	2,000,000.00	1,990,906.00	2,000,000.00	2.500	2.500	1,826	1,475	03/15/2023
Subtotal and Average			14,950,710.64		15,000,000.00	14,937,031.00	14,951,929.65	2.440	2.440	1,297	948	
Municipal Bonds												
450878AN6	5198	County of Alameda		03/29/2018	2,305,000.00	2,395,056.35	2,391,070.94	4.000	2.832	1,586	1,249	08/01/2022
13066YTY5	5054	CA Department Water Resources		09/28/2016	2,894,212.26	2,839,598.47	2,894,212.26	1.713	1.713	1,676	792	05/01/2021
13066YTZ2	5263	CA Department Water Resources		08/13/2018	2,000,000.00	1,954,780.00	1,948,846.64	2.000	2.894	1,357	1,157	05/01/2022
544351MN6	5246	City of Los Angeles CA		07/12/2018	2,500,000.00	2,512,425.00	2,500,000.00	2.900	2.899	1,512	1,280	09/01/2022
544351MN6	5247	City of Los Angeles CA		07/12/2018	2,500,000.00	2,512,425.00	2,500,000.00	2.900	2.899	1,512	1,280	09/01/2022
702274CN9	5285	City of Pasadena		12/06/2018	1,055,000.00	1,071,574.05	1,055,000.00	3.338	3.338	1,458	1,371	12/01/2022
702274CM1	5286	City of Pasadena		12/06/2018	500,000.00	505,270.00	500,000.00	3.235	3.235	1,091	1,006	12/01/2021
56781RJG3	5329	Marin CCD GO-B1		02/07/2019	600,000.00	601,956.00	600,000.00	2.895	2.895	1,636	1,614	08/01/2023
56781RJF5	5330	Marin CCD GO-B1		02/07/2019	500,000.00	501,340.00	500,000.00	2.813	2.813	1,271	1,249	08/01/2022
801548PE6	5156	Cnty Santa Clara		11/09/2017	3,000,000.00	2,975,700.00	3,009,659.88	2.125	1.890	896	519	08/01/2020
7976465A0	5343	San Francisco City & County CA		02/26/2019	455,000.00	454,458.55	455,000.00	2.623	2.622	1,205	1,202	06/15/2022
797669XU7	5294	SF Bay Area Rapid Transit Dist		12/10/2018	1,385,000.00	1,372,881.25	1,368,629.03	2.387	2.916	934	853	07/01/2021
79765R3U1	5164	San Fran CY&Cnty CA PUC WTR		12/28/2017	1,000,000.00	992,340.00	1,000,000.00	2.619	2.619	1,769	1,341	11/01/2022
79765R3R8	5165	San Fran CY&Cnty CA PUC WTR		12/28/2017	400,000.00	398,492.00	400,000.00	2.132	2.127	673	245	11/01/2019
79765R3S6	5167	San Fran CY&Cnty CA PUC WTR		12/28/2017	100,000.00	99,223.00	100,000.00	2.298	2.292	1,039	611	11/01/2020
79765R3U1	5331	San Fran CY&Cnty CA PUC WTR		01/29/2019	875,000.00	868,297.50	872,488.00	2.619	2.887	1,372	1,341	11/01/2022
798170AE8	5189	San Jose Redevelopment Ag		02/26/2018	3,000,000.00	2,977,740.00	2,980,821.25	2.630	2.830	1,617	1,249	08/01/2022
798170AE6	5190	San Jose Redevelopment Ag		02/28/2018	2,000,000.00	1,985,160.00	1,990,394.73	2.630	2.780	1,615	1,249	08/01/2022
798189PB6	5218	San Jose Evergreen		06/05/2018	1,000,000.00	999,220.00	1,000,000.00	2.657	2.659	453	184	09/01/2019
798189PC4	5219	San Jose Evergreen		06/05/2018	285,000.00	284,834.45	285,000.00	2.827	2.828	819	550	09/01/2020
798189PD2	5220	San Jose Evergreen		06/05/2018	230,000.00	241,580.50	240,802.09	5.000	3.051	1,184	915	09/01/2021
798189PE0	5221	San Jose Evergreen		06/05/2018	130,000.00	138,825.70	137,508.39	5.000	3.223	1,549	1,280	09/01/2022

Portfolio SCVW
AC
PM (PRF_PM2) 7.3.0

**Santa Clara Valley Water Dist.
Portfolio Management
Portfolio Details - Investments
February 28, 2019**

CUSIP	Investment #	Issuer	Average Balance	Purchase Date	Par Value	Market Value	Book Value	Stated Rate	YTM 365	Term	Days to Maturity	Maturity Date
Municipal Bonds												
798189PB6	5242	San Jose Evergreen		08/22/2018	1,850,000.00	1,848,557.00	1,851,404.97	2.857	2.500	436	184	09/01/2019
93974D5Q7	5279	Washington State GO Bond		10/01/2018	2,000,000.00	2,014,320.00	1,991,392.07	3.030	3.138	1,765	1,814	08/01/2023
Subtotal and Average			31,928,067.73		32,584,212.26	32,546,154.82	32,589,828.25		2.662	1,359	1,041	
Total and Average			616,188,102.70		617,194,160.46	615,204,369.75	616,976,647.15		2.137	1,070	698	

47

**Santa Clara Valley Water Dist.
Portfolio Management
Portfolio Details - Cash
February 28, 2019**

CUSIP	Investment #	Issuer	Average Balance	Purchase Date	Par Value	Market Value	Book Value	Stated Rate	YTM 365	Term	Days to Maturity
			Average Balance							0	0
			Total Cash and Investments		617,194,160.46	615,204,369.75	618,976,847.15		2.137	1,070	698

48

**Santa Clara Valley Water Dist.
Portfolio Management
Portfolio Summary
February 28, 2019**

SANTA CLARA VALLEY WATER
5750 Almaden Expressway
San Jose, San Jose, Ca 951
(408)265-2607

Investments	Par Value	Market Value	Book Value	% of Portfolio	YTM 365 Equiv.	Term	Days to Maturity
Treasury Securities - Coupon	11,000,000.00	10,841,448.00	10,840,540.46	1.76	2.428	1,002	689
Federal Agency Issues - Coupon	458,342,000.00	456,695,584.40	458,468,647.86	74.31	2.207	1,229	787
Negotiable CD's - Interest Bearing	2,830,000.00	2,629,673.85	2,630,000.00	0.43	2.114	652	372
LAIF	45,072,808.67	45,072,808.67	45,072,608.87	7.31	2.400	1	1
Medium Term Notes	18,575,000.00	18,471,329.48	16,432,752.93	2.66	2.451	1,255	820
Money Market Account	35,044,732.18	35,044,732.18	35,044,732.16	5.68	0.010	1	1
TimeCD_Deposit Account	965,807.37	965,807.37	965,807.37	0.16	2.550	1	1
Supranational	15,000,000.00	14,937,031.00	14,951,929.65	2.42	2.440	1,297	948
Municipal Bonds	32,564,212.26	32,546,154.82	32,589,828.25	5.28	2.662	1,359	1,041
Investments	617,194,160.46	615,204,369.75	616,976,647.15	100.00%	2.137	1,070	698

49

Total Earnings	February 28 Month Ending	Fiscal Year To Date
Current Year	1,146,262.26	8,005,691.99
Average Daily Balance	616,168,102.70	578,307,933.04
Effective Rate of Return	2.43%	2.08%

Current market pricing is updated at the end of each month from data provided by Interactive Data, a securities pricing service.

Charlene Sun Date
Treasury/Debt Officer

Darin Taylor, Chief Financial Officer

**Santa Clara Valley Water Dist.
Portfolio Management
Activity Summary
February 2018 through February 2019**

Month End	Year	Number of Securities	Total Invested	Yield to Maturity		Managed Pool Rate	Number of Investments Purchased	Number of Investments Redeemed	Average Term	Average Days to Maturity
				360 Equivalent	365 Equivalent					
February	2018	137	496,477,704.65	1.314	1.332	1.200	2	1	920	490
March	2018	135	497,869,226.39	1.326	1.345	1.200	3	5	895	479
April	2018	134	518,776,072.64	1.327	1.346	1.500	1	2	853	436
May	2018	148	507,526,322.24	1.542	1.563	1.661	14	15	911	547
June	2018	154	593,317,591.28	1.669	1.692	1.661	20	0	932	598
July	2018	163	576,222,009.40	1.801	1.826	1.900	10	5	994	645
August	2018	161	573,861,521.23	1.792	1.817	1.900	3	2	1,000	633
September	2018	165	569,055,571.75	1.903	1.930	1.900	6	3	1,043	667
October	2018	166	569,697,438.86	1.934	1.961	2.180	4	1	1,043	647
November	2018	167	563,636,142.61	1.933	1.959	2.160	2	4	1,042	644
December	2018	177	578,467,963.19	2.031	2.059	2.160	14	9	1,053	690
January	2019	183	604,085,951.21	2.088	2.117	2.400	15	1	1,066	695
February	2019	197	616,976,647.15	2.108	2.137	2.400	15	5	1,070	698
Average		161	558,920,781.74	1.751%	1.776%	1.862	8	4	986	605

03

**Santa Clara Valley Water Dist.
Portfolio Management
Activity By Type
February 1, 2019 through February 28, 2019**

CUSIP	Investment #	Issuer	Stated Rate	Transaction Date	Purchases or Deposits	Redemptions or Withdrawals	Balance
Treasury Securities - Coupon							
Subtotal							10,840,540.46
Federal Agency Issues - Coupon							
3133EJVE6	5262	Federal Farm Credit Bank	3.120	02/15/2019	0.00	3,000,000.00	
3133ED2B7	5333	Federal Farm Credit Bank	3.610	02/01/2019	1,045,553.00	0.00	
3133EKAK2	5339	Federal Farm Credit Bank	2.530	02/14/2019	2,997,960.00	0.00	
313383YJ4	5334	Federal Home Loan Bank	3.375	02/01/2019	2,070,314.00	0.00	
3130AFTK3	5335	Federal Home Loan Bank	2.980	02/06/2019	3,004,050.00	0.00	
3130AFE78	5336	Federal Home Loan Bank	3.000	02/04/2019	3,045,180.00	0.00	
3130AFAP2	5340	Federal Home Loan Bank	3.500	02/07/2019	3,022,500.00	0.00	
3130AFW52	5342	Federal Home Loan Bank	2.700	02/26/2019	2,000,000.00	0.00	
3134GSKY0	5207	Federal Home Loan Mortgage Cor	3.200	02/15/2019	0.00	5,000,000.00	
3134GSKY0	5239	Federal Home Loan Mortgage Cor	3.200	02/15/2019	0.00	4,996,749.29	
3134GSX26	5328	Federal Home Loan Mortgage Cor	3.000	02/14/2019	3,000,000.00	0.00	
3134G9VX2	5337	Federal Home Loan Mortgage Cor	1.250	02/04/2019	2,959,500.00	0.00	
3135G0ZA4	4871	Fed Natl Mortgage Assoc	1.875	02/19/2019	0.00	3,000,000.00	
3135G0J53	5061	FNMA Discount Notes	1.000	02/26/2019	0.00	3,000,000.00	
3135G0U43	5341	FNMA Discount Notes	2.875	02/12/2019	3,042,360.00	0.00	
880591EN8	5344	Tennessee Valley Authority	1.875	02/26/2019	4,372,030.97	0.00	
Subtotal						18,996,749.29	458,468,647.66
Negotiable CD's - Interest Bearing							
866264DD3	5338	Summit State Bank	2.500	02/15/2019	240,000.00	0.00	
Subtotal						240,000.00	2,630,000.00
LAIF (Monthly Summary)							
Subtotal							45,072,608.67
Medium Term Notes							
Subtotal							16,432,752.93
Money Market Account (Monthly Summary)							
23380W523	4102	Daily Income US Gov MMF	0.010		47,597,480.94	48,208,917.67	
Subtotal						47,597,480.94	35,044,732.16

Santa Clara Valley Water Dist.
Portfolio Management
Activity By Type
February 1, 2019 through February 28, 2019

CUSIP	Investment #	Issuer	Stated Rate	Transaction Date	Purchases or Deposits	Redemptions or Withdrawals	Balance
TimeCD_Deposit Account (Monthly Summary)							
SYS5317	5317	Alliance Credit Union	2.470		683.08	0.00	
SYS5309	5309	Community Bank of the Bay	2.704		554.73	0.00	
		Subtotal			1,237.81	0.00	966,607.37
Supranational							
		Subtotal					14,951,929.65
Municipal Bonds							
56781RJG3	5329	Marin CCD GO-B1	2.895	02/07/2019	600,000.00	0.00	
56781RJF5	5330	Marin CCD GO-B1	2.813	02/07/2019	500,000.00	0.00	
7976465A0	5343	San Francisco City & County CA	2.623	02/26/2019	455,000.00	0.00	
		Subtotal			1,555,000.00	0.00	32,569,828.25
		Total			79,953,166.72	67,203,666.96	616,976,647.15

52

Santa Clara Valley Water Dist.
Portfolio Management
Portfolio Details - Investments
February 28, 2019

CUSIP	Investment #	Issuer	Average Balance	Purchase Date	Par Value	Market Value	Book Value	Stated Rate	YTM 365	Term	Days to Maturity	Maturity Date
Treasury Securities - Coupon												
912828XE5	5155	US Treasury Bill		10/24/2017	3,000,000.00	2,961,210.00	2,994,948.95	1.500	1.638	850	457	05/31/2020
912828Q37	5206	US Treasury Bill		05/10/2018	5,000,000.00	4,873,440.00	4,881,219.74	1.250	2.642	1,056	761	03/31/2021
912828P2	5277	US Treasury Bill		09/21/2016	3,000,000.00	3,006,798.00	2,984,371.77	2.625	2.871	967	806	05/15/2021
Subtotal and Average			10,837,667.55		11,000,000.00	10,841,448.00	10,840,540.46		2.428	1,002	689	
Federal Agency Issues - Coupon												
3133EF5X1	5017	Federal Farm Credit Bank		05/04/2016	3,000,000.00	2,993,178.00	3,000,863.63	1.100	0.930	1,094	63	05/03/2019
3133EDVK5	5055	Federal Farm Credit Bank		09/21/2016	3,344,000.00	3,342,936.61	3,345,229.49	1.750	0.960	908	17	03/18/2019
3133EG2D8	5084	Federal Farm Credit Bank		01/24/2017	3,000,000.00	2,984,373.00	3,001,950.90	1.550	1.434	976	210	09/27/2019
3133EG5D3	5086	Federal Farm Credit Bank		01/27/2017	3,000,000.00	2,955,513.00	3,000,000.00	2.030	2.030	1,826	1,063	01/27/2022
3133EGW92	5089	Federal Farm Credit Bank		01/27/2017	3,000,000.00	2,975,988.00	2,999,792.71	1.500	1.509	1,056	293	12/19/2019
3133EHJA2	5095	Federal Farm Credit Bank		05/06/2017	3,000,000.00	2,963,598.00	3,000,071.17	1.550	1.548	1,098	434	05/08/2020
3133EHHN6	5098	Federal Farm Credit Bank		05/10/2017	3,000,000.00	2,984,564.00	2,989,688.76	1.350	1.432	722	82	05/02/2019
3133EHGS6	5101	Federal Farm Credit Bank		05/10/2017	3,000,000.00	2,951,493.00	2,994,282.35	2.030	2.094	1,811	1,151	04/25/2022
3133EHPD9	5118	Federal Farm Credit Bank		06/29/2017	3,000,000.00	2,965,326.00	3,000,000.00	1.670	1.670	1,089	479	06/22/2020
3133ECPD0	5141	Federal Farm Credit Bank		09/14/2017	2,085,000.00	2,056,468.86	2,063,576.13	1.420	1.478	972	439	05/13/2020
3133EHJA2	5142	Federal Farm Credit Bank		09/14/2017	1,850,000.00	1,827,552.10	1,851,280.98	1.550	1.490	967	434	05/08/2020
3133EHZH9	5143	Federal Farm Credit Bank		09/20/2017	2,000,000.00	1,964,300.00	2,000,000.00	1.840	1.840	1,461	934	09/20/2021
3133EHM34	5154	Federal Farm Credit Bank		11/01/2017	3,000,000.00	2,949,870.00	3,000,000.00	2.230	2.230	1,826	1,341	11/01/2022
3133EGBL8	5170	Federal Farm Credit Bank		12/26/2017	3,000,000.00	2,956,992.00	2,977,646.30	1.370	2.000	875	445	05/19/2020
3133EHT78	5172	Federal Farm Credit Bank		12/26/2017	3,000,000.00	2,973,348.00	2,992,881.49	1.830	2.030	876	446	05/20/2020
3133EGBL8	5175	Federal Farm Credit Bank		12/29/2017	3,000,000.00	2,956,992.00	2,975,874.35	1.370	2.050	872	445	05/19/2020
3133EGCN3	5176	Federal Farm Credit Bank		12/29/2017	5,000,000.00	4,947,685.00	4,975,057.34	1.490	2.000	794	367	03/02/2020
3133EGBL8	5177	Federal Farm Credit Bank		12/29/2017	4,000,000.00	3,942,656.00	3,968,504.74	1.370	2.036	872	445	05/19/2020
3133EJAD1	5184	Federal Farm Credit Bank		01/23/2018	5,000,000.00	4,962,165.00	4,998,366.90	2.150	2.169	1,065	663	12/23/2020
3133EJAD1	5185	Federal Farm Credit Bank		01/23/2018	5,000,000.00	4,962,165.00	4,999,689.52	2.150	2.154	1,065	663	12/23/2020
3133EJMU0	5212	Federal Farm Credit Bank		05/17/2016	5,000,000.00	5,000,695.00	4,992,671.68	2.740	2.811	1,079	791	04/30/2021
3133EJQG7	5216	Federal Farm Credit Bank		05/24/2018	5,000,000.00	5,002,950.00	5,000,000.00	3.230	3.230	1,826	1,545	05/24/2023
3133EJMC0	5222	Federal Farm Credit Bank		05/30/2018	3,000,000.00	2,999,665.00	3,000,000.00	3.000	2.998	1,791	1,516	04/25/2023
3133EJTB5	5249	Federal Farm Credit Bank		06/29/2018	4,500,000.00	4,531,450.50	4,507,104.12	2.800	2.748	1,398	1,153	04/27/2022
3133EGAH8	5251	Federal Farm Credit Bank		07/03/2018	4,582,000.00	4,482,263.61	4,482,952.20	1.550	2.780	1,049	808	05/17/2021
3133EJSAB	5252	Federal Farm Credit Bank		07/03/2018	5,000,000.00	5,017,015.00	5,003,108.61	2.730	2.702	1,084	843	06/21/2021
3133EJ2H1	5291	Federal Farm Credit Bank		12/10/2018	5,000,000.00	5,012,955.00	5,000,000.00	3.110	3.110	1,096	1,015	12/10/2021
3133EJ2J7	5292	Federal Farm Credit Bank		12/11/2018	3,000,000.00	3,004,545.00	3,000,000.00	3.400	3.400	1,826	1,746	12/11/2023
3133EJ3T4	5297	Federal Farm Credit Bank		12/26/2018	3,000,000.00	3,000,195.00	3,000,000.00	3.350	3.350	1,826	1,761	12/26/2023
3133EJP80	5318	Federal Farm Credit Bank		01/23/2019	3,000,000.00	3,043,350.00	3,058,725.93	3.000	2.672	1,560	1,523	05/02/2023

Portfolio SCVW

AC

PM (PRF_PM2) 7.3.0

Santa Clara Valley Water Dist.
Portfolio Management
Portfolio Details - Investments
February 28, 2019

CUSIP	Investment #	Issuer	Average Balance	Purchase Date	Par Value	Market Value	Book Value	Stated Rate	YTM 365	Term	Days to Maturity	Maturity Date
Federal Agency Issues - Coupon												
3133EJET2	5320	Federal Farm Credit Bank		01/23/2019	3,000,000.00	2,990,970.00	3,030,057.25	2.940	2.971	1,503	1,466	03/06/2023
3133EJET2	5322	Federal Farm Credit Bank		01/24/2019	3,000,000.00	2,990,970.00	3,030,375.93	2.940	2.970	1,502	1,466	03/06/2023
3133EJ0C8	5324	Federal Farm Credit Bank		01/25/2019	3,000,000.00	3,000,300.00	3,000,000.00	2.940	2.940	1,188	1,151	04/25/2022
3133EJW70	5327	Federal Farm Credit Bank		01/25/2019	3,000,000.00	3,019,803.00	3,032,771.98	2.875	2.588	852	817	05/26/2021
3133ED2B7	5333	Federal Farm Credit Bank		02/01/2019	1,000,000.00	1,041,212.00	1,058,070.15	3.610	2.560	1,690	1,662	09/18/2023
3133EKAK2	5339	Federal Farm Credit Bank		02/14/2019	3,000,000.00	2,996,652.00	2,997,992.11	2.530	2.554	1,096	1,081	02/14/2022
3130AAQV3	5087	Federal Home Loan Bank		01/30/2017	3,500,000.00	3,464,384.00	3,500,000.00	1.670	1.670	1,186	426	04/30/2020
313379RB7	5131	Federal Home Loan Bank		08/23/2017	3,000,000.00	2,953,269.00	3,014,385.98	1.875	1.657	1,388	833	06/11/2021
313382K69	5132	Federal Home Loan Bank		08/23/2017	3,000,000.00	2,947,803.00	3,008,967.47	1.750	1.598	1,297	742	03/12/2021
313383HU8	5139	Federal Home Loan Bank		09/08/2017	3,000,000.00	2,969,958.00	3,012,744.75	1.750	1.410	1,008	469	06/12/2020
3130A0XD7	5210	Federal Home Loan Bank		05/17/2018	3,000,000.00	2,988,423.00	2,976,492.77	2.375	2.778	1,030	742	03/12/2021
3133732Y7	5211	Federal Home Loan Bank		05/17/2018	5,000,000.00	5,103,045.00	5,083,326.80	3.825	2.785	1,030	742	03/12/2021
3130AECJ7	5215	Federal Home Loan Bank		05/24/2018	5,000,000.00	5,004,110.00	5,002,086.82	2.625	2.590	735	454	05/28/2020
3130AEF54	5223	Federal Home Loan Bank		08/08/2018	5,000,000.00	5,011,490.00	5,000,000.00	3.100	3.100	1,826	1,560	06/08/2023
3130A1B80	5237	Federal Home Loan Bank		06/19/2018	4,620,000.00	4,624,190.34	4,596,284.46	2.625	2.804	1,361	1,106	03/11/2022
313378CR0	5241	Federal Home Loan Bank		06/21/2018	5,000,000.00	4,949,655.00	4,922,927.24	2.250	2.789	1,359	1,106	03/11/2022
313378CR0	5243	Federal Home Loan Bank		08/21/2018	5,000,000.00	4,949,655.00	4,924,265.34	2.250	2.780	1,358	1,106	03/11/2022
3133XPKG8	5244	Federal Home Loan Bank		06/21/2018	5,000,000.00	5,408,335.00	5,355,640.38	4.750	2.848	1,723	1,470	03/10/2023
3130AEWMB	5275	Federal Home Loan Bank		09/28/2018	3,000,000.00	3,011,625.00	3,000,000.00	3.000	3.000	1,461	1,307	09/28/2022
3130AEYH7	5278	Federal Home Loan Bank		09/28/2018	2,000,000.00	2,000,240.00	2,000,000.00	3.420	3.420	1,826	1,672	09/28/2023
3130AFD81	5284	Federal Home Loan Bank		11/21/2018	3,000,000.00	3,003,474.00	3,000,000.00	3.550	3.550	1,826	1,726	11/21/2023
3130AFJS7	5295	Federal Home Loan Bank		12/13/2018	3,000,000.00	3,005,679.00	3,000,000.00	3.375	3.375	1,826	1,748	12/13/2023
3130AFMS3	5314	Federal Home Loan Bank		01/15/2019	2,000,000.00	2,000,146.00	2,000,000.00	2.500	2.500	731	686	01/15/2021
3130AFE78	5319	Federal Home Loan Bank		01/23/2019	3,000,000.00	3,048,735.00	3,051,264.17	3.000	2.699	1,418	1,379	12/09/2022
3130AFAP2	5323	Federal Home Loan Bank		01/24/2019	3,000,000.00	3,015,795.00	3,043,579.55	3.500	2.634	1,740	1,704	10/30/2023
3130AFE78	5332	Federal Home Loan Bank		01/28/2019	3,000,000.00	3,048,735.00	3,054,093.66	3.000	2.684	1,411	1,379	12/09/2022
313363YJ4	5334	Federal Home Loan Bank		02/01/2019	2,000,000.00	2,063,178.00	2,095,853.46	3.375	2.560	1,680	1,652	09/08/2023
3130AFTK3	5335	Federal Home Loan Bank		02/06/2019	3,000,000.00	2,996,370.00	3,003,979.69	2.960	2.822	1,461	1,438	02/06/2023
3130AFE78	5336	Federal Home Loan Bank		02/04/2019	3,000,000.00	3,048,735.00	3,066,299.23	3.000	2.585	1,404	1,379	12/09/2022
3130AFAP2	5340	Federal Home Loan Bank		02/07/2019	3,000,000.00	3,015,795.00	3,050,474.58	3.500	3.327	1,726	1,704	10/30/2023
3130AFW52	5342	Federal Home Loan Bank		02/26/2019	2,000,000.00	1,994,034.00	2,000,000.00	2.700	2.701	1,550	1,547	05/26/2023
3130A7PW9	5012	Federal Home Loan Bank-CN		04/18/2016	5,000,000.00	4,993,850.00	4,999,985.66	0.950	0.953	1,082	35	04/05/2019
3130A8H48	5024	Federal Home Loan Bank-CN		07/01/2016	5,000,000.00	4,907,485.00	5,000,000.00	1.150	1.150	1,461	488	07/01/2020
3130A7L37	5058	Federal Home Loan Bank-CN		10/20/2016	3,000,000.00	2,998,908.00	3,000,388.19	1.250	0.930	876	14	03/15/2019
3133782M2	5060	Federal Home Loan Bank-CN		10/25/2016	3,000,000.00	2,999,640.00	3,000,311.68	1.500	0.958	864	7	03/08/2019
3130A9V32	5062	Federal Home Loan Bank-CN		11/15/2016	5,000,000.00	4,929,325.00	5,000,000.00	2.000	1.715	1,826	990	11/15/2021

Santa Clara Valley Water Dist.
Portfolio Management
Portfolio Details - Investments
February 28, 2019

CUSIP	Investment #	Issuer	Average Balance	Purchase Date	Par Value	Market Value	Book Value	Stated Rate	YTM 365	Term	Days to Maturity	Maturity Date
Federal Agency Issues - Coupon												
3130ABEC6	5102	Federal Home Loan Bank-CN		05/26/2017	2,000,000.00	1,977,570.00	2,000,000.00	1.600	1.600	1,096	452	05/26/2020
3130ABEC6	5103	Federal Home Loan Bank-CN		05/26/2017	3,000,000.00	2,966,355.00	3,000,000.00	1.600	1.600	1,096	452	05/26/2020
3130ABPV2	5122	Federal Home Loan Bank-CN		07/14/2017	2,000,000.00	1,976,356.00	1,998,429.11	1.690	1.751	1,081	466	06/29/2020
313378J77	5123	Federal Home Loan Bank-CN		07/14/2017	3,000,000.00	2,979,417.00	3,013,334.56	1.875	1.500	973	378	03/13/2020
313378J77	5144	Federal Home Loan Bank-CN		09/13/2017	3,000,000.00	2,979,417.00	3,013,320.70	1.875	1.436	912	378	03/13/2020
313378J77	5147	Federal Home Loan Bank-CN		10/03/2017	3,000,000.00	2,979,417.00	3,008,382.68	1.875	1.598	892	378	03/13/2020
3130ACKG8	5148	Federal Home Loan Bank-CN		10/24/2017	3,000,000.00	2,950,164.00	3,000,000.00	2.200	2.200	1,826	1,333	10/24/2022
3130A5P86	5169	Federal Home Loan Bank-CN		12/26/2017	2,500,000.00	2,479,160.00	2,495,228.17	1.800	1.981	825	395	03/30/2020
3133714H6	5171	Federal Home Loan Bank-CN		12/26/2017	1,000,000.00	1,004,428.00	1,010,380.29	3.000	1.961	613	383	03/18/2020
3130ACN83	5179	Federal Home Loan Bank-CN		12/29/2017	5,000,000.00	4,946,145.00	4,982,252.14	1.700	2.002	868	441	05/15/2020
3130AD4X7	5183	Federal Home Loan Bank-CN		01/19/2018	5,000,000.00	4,952,950.00	4,984,552.78	2.000	2.180	1,057	651	12/11/2020
3130ADUJ9	5214	Federal Home Loan Bank-CN		05/24/2018	5,000,000.00	4,991,570.00	4,992,323.41	2.375	2.520	876	395	03/30/2020
3130A7TX3	5296	Federal Home Loan Bank-CN		12/14/2018	3,000,000.00	2,930,838.00	2,922,448.90	1.940	2.890	1,230	1,153	04/27/2022
3137EADG1	4870	Federal Home Loan Mortgage Cor		06/25/2015	3,000,000.00	2,995,323.00	3,002,002.03	1.750	1.471	1,435	90	05/30/2019
3134G8QB8	5005	Federal Home Loan Mortgage Cor		03/29/2016	3,000,000.00	2,997,480.00	3,000,000.00	1.270	1.270	1,095	28	03/29/2019
3137EADG1	5014	Federal Home Loan Mortgage Cor		04/16/2016	5,000,000.00	4,992,205.00	5,009,479.06	1.750	0.970	1,137	90	05/30/2019
3137EADG1	5015	Federal Home Loan Mortgage Cor		04/18/2016	5,000,000.00	4,992,205.00	5,009,595.47	1.750	0.960	1,137	90	05/30/2019
3137EADG1	5016	Federal Home Loan Mortgage Cor		05/04/2016	3,000,000.00	2,995,323.00	3,005,611.35	1.750	0.960	1,121	90	05/30/2019
3134G8XU6	5027	Federal Home Loan Mortgage Cor		06/30/2016	3,000,000.00	2,893,667.00	3,000,000.00	2.000	1.429	1,278	304	12/30/2019
3134G9YJ0	5041	Federal Home Loan Mortgage Cor		06/30/2016	1,615,000.00	1,598,796.71	1,615,000.00	1.300	1.300	1,826	852	06/30/2021
3137EADZ9	5059	Federal Home Loan Mortgage Cor		10/25/2016	3,000,000.00	2,895,425.00	3,000,704.49	1.125	0.930	902	45	04/15/2019
3134GBV82	5153	Federal Home Loan Mortgage Cor		10/30/2017	3,000,000.00	2,959,149.00	3,000,000.00	2.000	2.000	1,369	882	07/30/2021
3134GB4R0	5162	Federal Home Loan Mortgage Cor		12/15/2017	3,000,000.00	2,975,295.00	3,000,000.00	2.250	2.250	1,826	1,385	12/15/2022
3134GSMU6	5217	Federal Home Loan Mortgage Cor		06/15/2018	5,000,000.00	5,004,620.00	5,000,000.00	3.000	3.000	1,461	1,202	06/15/2022
3134GSQB4	5234	Federal Home Loan Mortgage Cor		06/28/2018	3,000,000.00	3,003,654.00	3,000,000.00	3.250	3.250	1,826	1,580	06/28/2023
3134GSQB4	5235	Federal Home Loan Mortgage Cor		06/28/2018	3,000,000.00	3,003,654.00	3,000,000.00	3.250	3.250	1,826	1,580	06/28/2023
3134GSQR9	5236	Federal Home Loan Mortgage Cor		06/28/2018	5,000,000.00	5,000,740.00	5,000,000.00	3.000	3.001	1,369	1,123	03/28/2022
3134GSSX4	5261	Federal Home Loan Mortgage Cor		07/30/2018	5,000,000.00	5,002,170.00	5,000,000.00	3.000	3.000	1,249	1,035	12/30/2021
3134GSVB8	5264	Federal Home Loan Mortgage Cor		09/13/2018	5,000,000.00	5,001,345.00	5,000,000.00	3.250	3.250	1,826	1,657	09/13/2023
3134GSWW1	5268	Federal Home Loan Mortgage Cor		09/18/2018	5,000,000.00	5,006,250.00	5,000,000.00	3.000	3.000	1,277	1,113	03/18/2022
3134GSC52	5283	Federal Home Loan Mortgage Cor		11/27/2018	5,000,000.00	5,012,660.00	5,000,000.00	3.000	3.000	912	816	05/27/2021
3134GSJ89	5293	Federal Home Loan Mortgage Cor		12/26/2018	3,000,000.00	3,001,881.00	3,000,000.00	3.160	3.160	1,096	1,033	12/28/2021
3134GSP33	5298	Federal Home Loan Mortgage Cor		12/26/2018	3,000,000.00	3,001,557.00	3,000,000.00	3.150	3.150	1,278	1,215	06/28/2022
3134GSJ48	5313	Federal Home Loan Mortgage Cor		12/27/2018	3,000,000.00	3,007,014.00	3,007,403.81	3.100	2.834	1,278	1,214	06/27/2022
3134GSS63	5321	Federal Home Loan Mortgage Cor		01/30/2019	3,000,000.00	3,000,000.00	3,000,000.00	2.800	2.800	1,461	1,431	01/30/2023
3134GSX26	5328	Federal Home Loan Mortgage Cor		02/14/2019	3,000,000.00	2,985,473.00	3,000,000.00	3.000	3.000	1,369	1,354	11/14/2022

Portfolio SCVW

AC

PM (PRF_PM2) 7.3.0

Santa Clara Valley Water Dist.
Portfolio Management
Portfolio Details - Investments
February 28, 2019

CUSIP	Investment #	Issuer	Average Balance	Purchase Date	Par Value	Market Value	Book Value	Stated Rate	YTM 365	Term	Days to Maturity	Maturity Date
Federal Agency Issues - Coupon												
3134G9VX2	5337	Federal Home Loan Mortgage Cor		02/04/2019	3,000,000.00	2,961,921.00	2,964,304.37	1.250	2.587	877	852	08/30/2021
3137EAEB1	5056	Fed Home Loan Mort Corp-CN		09/21/2016	3,000,000.00	2,982,126.00	2,998,800.29	0.875	0.981	1,031	140	07/19/2019
3137EAEB1	5080	Fed Home Loan Mort Corp-CN		01/23/2017	3,000,000.00	2,982,126.00	2,994,533.91	0.875	1.360	907	140	07/19/2019
3137EAEB1	5083	Fed Home Loan Mort Corp-CN		01/23/2017	3,000,000.00	2,982,126.00	2,984,520.04	0.875	1.361	907	140	07/19/2019
3137EAEF2	5119	Fed Home Loan Mort Corp-CN		06/30/2017	5,000,000.00	4,935,075.00	4,990,882.09	1.375	1.543	1,025	416	04/20/2020
3137EAEF2	5120	Fed Home Loan Mort Corp-CN		06/30/2017	3,000,000.00	2,961,045.00	2,995,067.70	1.375	1.523	1,025	416	04/20/2020
3137EADR7	5145	Fed Home Loan Mort Corp-CN		09/13/2017	3,000,000.00	2,959,560.00	2,998,112.66	1.375	1.430	961	427	05/01/2020
3135G0A78	5180	FNMA Discount Note		01/18/2018	5,000,000.00	4,959,950.00	4,981,189.49	1.625	2.059	733	326	01/21/2020
3135G0ZY2	4872	Fed Natl Mortgage Assoc		06/25/2015	3,000,000.00	2,982,897.00	3,002,328.54	1.750	1.640	1,615	270	11/26/2019
3135G0ZY2	4873	Fed Natl Mortgage Assoc		06/25/2015	3,000,000.00	2,982,897.00	3,001,905.80	1.750	1.680	1,615	270	11/26/2019
3135G0R39	5077	Fed Natl Mortgage Assoc		01/23/2017	3,000,000.00	2,970,219.00	2,990,195.66	1.000	1.517	1,004	237	10/24/2019
3135G0ZG1	5078	Fed Natl Mortgage Assoc		01/23/2017	3,000,000.00	2,987,622.00	3,005,446.22	1.750	1.400	962	195	09/12/2019
3135G0N33	5081	Fed Natl Mortgage Assoc		01/23/2017	3,000,000.00	2,979,423.00	2,993,087.89	0.875	1.436	921	154	08/02/2019
3135G0R39	5082	Fed Natl Mortgage Assoc		01/23/2017	3,000,000.00	2,970,219.00	2,990,238.69	1.000	1.515	1,004	237	10/24/2019
3135G0ZY2	5088	Fed Natl Mortgage Assoc		01/27/2017	3,000,000.00	2,982,897.00	3,006,241.41	1.750	1.460	1,033	270	11/26/2019
3135G0T29	5138	Fed Natl Mortgage Assoc		09/08/2017	3,000,000.00	2,969,310.00	3,003,345.37	1.500	1.385	903	364	02/28/2020
3135G0T29	5181	Fed Natl Mortgage Assoc		01/18/2018	5,000,000.00	4,948,850.00	4,973,506.84	1.500	2.048	771	364	02/28/2020
3135G0T29	5182	Fed Natl Mortgage Assoc		01/19/2018	5,000,000.00	4,948,850.00	4,972,742.89	1.500	2.064	770	364	02/28/2020
3136G4NM1	5253	Fed Natl Mortgage Assoc		07/03/2018	5,000,000.00	4,948,920.00	4,895,981.84	2.200	2.883	1,424	1,183	05/27/2022
3135G0U27	5276	Fed Natl Mortgage Assoc		09/21/2018	5,000,000.00	4,995,620.00	4,959,441.27	2.500	2.900	935	774	04/13/2021
3135G0T45	5299	Fed Natl Mortgage Assoc		12/18/2018	3,000,000.00	2,941,062.00	2,935,669.27	1.875	2.733	1,204	1,131	04/05/2022
3135G0U35	5312	Fed Natl Mortgage Assoc		12/24/2018	3,000,000.00	3,013,802.00	3,006,704.71	2.750	2.656	911	844	06/22/2021
3136G02F7	5326	Fed Natl Mortgage Assoc		01/25/2019	2,173,000.00	2,128,979.37	2,134,592.20	1.600	2.603	833	798	05/07/2021
3135G0F73	4963	FNMA Discount Notes		11/30/2015	3,000,000.00	2,945,634.00	2,981,516.84	1.500	1.871	1,827	640	11/30/2020
3136G3MK8	5018	FNMA Discount Notes		05/25/2016	3,000,000.00	2,974,200.00	3,000,000.00	1.350	1.350	1,279	269	11/25/2019
3136G3MH5	5019	FNMA Discount Notes		05/27/2016	3,000,000.00	2,990,709.00	3,000,000.00	1.250	1.250	1,098	90	05/30/2019
3136G3TU9	5026	FNMA Discount Notes		06/30/2016	5,000,000.00	4,942,380.00	5,000,000.00	1.125	1.125	1,278	304	12/30/2019
3135G0ZE6	5042	FNMA Discount Notes		07/07/2016	3,000,000.00	2,893,046.00	3,009,228.60	1.750	0.721	1,078	111	06/20/2019
3135G0P72	5174	FNMA Discount Notes		12/29/2017	1,100,000.00	1,085,973.90	1,092,259.81	1.375	2.044	822	385	03/30/2020
3136G3U94	5325	FNMA Discount Notes		01/25/2019	1,000,000.00	874,999.00	974,099.71	1.400	2.603	851	816	05/25/2021
3135G0U43	5341	FNMA Discount Notes		02/12/2019	3,000,000.00	3,077,330.55	3,077,330.55	2.875	2.546	1,673	1,856	09/12/2023
880591EN8	5344	Tennessee Valley Authority		02/28/2019	4,473,000.00	4,365,920.85	4,375,302.47	1.875	2.580	1,264	1,263	08/15/2022
Subtotal and Average			457,741,071.46		458,342,000.00	456,695,584.40	458,468,647.66		2.207	1,229	787	

Santa Clara Valley Water Dist.
Portfolio Management
Portfolio Details - Investments
February 28, 2019

CUSIP	Investment #	Issuer	Average Balance	Purchase Date	Par Value	Market Value	Book Value	Stated Rate	YTM 365	Term	Days to Maturity	Maturity Date
Negotiable CD's - Interest Bearing												
33715LBT6	5260	First Tech Fed Credit Union		07/16/2018	240,000.00	242,645.28	240,000.00	3.250	3.253	1,463	1,235	07/16/2022
05308TAT8	5186	Avidbank Palo Alto Calif		01/30/2018	240,000.00	239,842.56	240,000.00	1.850	0.000	455	60	04/30/2019
062883AN7	5140	Bank of Hope		09/22/2017	240,000.00	239,911.92	240,000.00	1.800	1.596	546	21	03/22/2019
20415QFY0	5232	Community West Bank		06/13/2018	240,000.00	239,932.80	240,000.00	2.250	2.250	365	104	06/13/2019
320337BV9	5233	First General Bank		06/06/2018	240,000.00	238,919.52	240,000.00	2.300	2.300	814	546	08/28/2020
33616CBL3	5272	First Republic Bank		08/31/2018	240,000.00	240,679.68	240,000.00	2.800	2.800	728	546	08/28/2020
410493CN8	5161	Hanmi Bank		11/22/2017	235,000.00	233,979.63	235,000.00	1.800	1.800	730	266	11/22/2019
583614BL5	5315	Mechanics Bank		01/16/2019	240,000.00	240,058.32	240,000.00	2.400	2.400	181	137	07/16/2019
624786CU1	5250	MUFG Union Bank NA		07/03/2018	240,000.00	240,215.52	240,000.00	2.650	2.650	734	493	07/08/2020
69406PCQ0	5180	Pacific City Bank		11/24/2017	235,000.00	233,793.98	235,000.00	1.700	1.700	731	269	11/25/2019
866264DD3	5338	Summit State Bank		02/15/2019	240,000.00	239,894.64	240,000.00	2.500	2.495	425	411	04/15/2020
Subtotal and Average			2,510,000.00		2,630,000.00	2,629,873.85	2,630,000.00		2.114	652	372	
LAIF												
88-0237LAIF	88-0237LAIF	Local Agency Investment Fund			45,072,608.67	45,072,608.67	45,072,608.67	2.400	2.400	1	1	
Subtotal and Average			46,072,608.67		45,072,608.67	45,072,608.67	45,072,608.67		2.400	1	1	
Medium Term Notes												
037833DE7	5202	Apple Inc		05/03/2018	3,000,000.00	2,949,534.00	2,915,392.76	2.400	2.819	1,716	1,414	01/13/2023
037833BS8	5213	Apple Inc		05/18/2018	2,000,000.00	1,983,382.00	1,978,357.31	2.250	2.875	1,012	725	02/23/2021
478180BR4	5158	Johnson & Johnson		11/16/2017	2,000,000.00	2,000,000.00	2,000,000.00	1.125	1.687	470	0	03/01/2019
478180CD4	5265	Johnson & Johnson		08/30/2018	3,000,000.00	2,960,064.00	2,945,565.89	2.250	2.889	1,281	1,098	03/03/2022
594918AH7	5075	Microsoft Corp		01/09/2017	3,000,000.00	3,018,944.00	3,048,420.27	3.000	1.938	1,361	580	10/01/2020
594918BH6	5203	Microsoft Corp		05/03/2018	2,000,000.00	1,994,638.00	1,973,347.83	2.650	3.041	1,645	1,343	11/03/2022
742851DQ2	5068	Private Export Funding Corp		12/30/2016	1,575,000.00	1,566,767.48	1,573,568.87	1.450	1.640	958	167	08/15/2019
Subtotal and Average			16,430,926.05		16,575,000.00	16,471,329.48	16,432,752.93		2.451	1,255	820	
Money Market Account												
23380W523	4102	Daily Income US Gov MMF			35,044,732.16	35,044,732.16	35,044,732.16	0.010	0.010	1	1	
Subtotal and Average			35,732,179.73		35,044,732.16	35,044,732.16	35,044,732.16		0.010	1	1	
TimeCD_Deposit Account												
SYS5317	5317	Alliance Credit Union		01/18/2019	240,683.08	240,683.08	240,683.08	2.470	2.470	1	1	
SYS5311	5311	Bank of San Francisco		10/24/2018	241,380.00	241,380.00	241,380.00	2.250	2.250	1	1	
SYS5309	5309	Community Bank of the Bay		10/17/2018	242,193.56	242,193.56	242,193.56	2.704	2.704	1	1	

Santa Clara Valley Water Dist.
Portfolio Management
Portfolio Details - Investments
February 28, 2019

CUSIP	Investment #	Issuer	Average Balance	Purchase Date	Par Value	Market Value	Book Value	Stated Rate	YTM 365	Term	Days to Maturity	Maturity Date
TimeCD_Deposit Account												
SYS4912	4912	Deposit Account		07/01/2018	0.00	0.00	0.00	0.005	0.005	1	1	
SYS5310	5310	Technology Credit Union		10/19/2018	241,350.73	241,350.73	241,350.73	2.776	2.776	1	1	
Subtotal and Average			964,870.86		965,607.37	965,607.37	965,607.37	2.550		1	1	
Supranational												
4581X0DB1	5208	Inter-American Dev't Bank		05/15/2018	2,000,000.00	1,998,976.00	1,993,471.27	2.625	2.785	1,070	780	04/19/2021
4581X0CD8	5187	INTERAMERI DEV		01/30/2018	3,000,000.00	2,973,780.00	2,989,957.96	2.125	2.330	1,014	619	11/09/2020
459058FH1	5209	INTL BK RECON & DEVELOP		05/15/2018	2,000,000.00	1,947,188.00	1,939,284.65	1.376	2.805	1,105	815	05/24/2021
459058GL1	5290	INTL BK RECON & DEVELOP		12/03/2018	3,000,000.00	3,054,897.00	3,022,138.55	3.000	2.955	1,759	1,671	09/27/2023
45950KCL2	5111	INTL FINANCE CORP		05/26/2017	3,000,000.00	2,971,284.00	3,007,077.22	1.750	1.526	1,039	395	03/30/2020
45950VLP9	5193	INTL FINANCE CORP		03/15/2018	2,000,000.00	1,990,906.00	2,000,000.00	2.500	2.500	1,826	1,475	03/15/2023
Subtotal and Average			14,950,710.64		15,000,000.00	14,937,031.00	14,951,929.65	2.440		1,297	948	
Municipal Bonds												
500878AN6	5198	County of Alameda		03/29/2018	2,305,000.00	2,395,056.35	2,391,070.94	4.000	2.832	1,586	1,249	08/01/2022
13066YTY5	5054	CA Department Water Resources		09/28/2016	2,894,212.26	2,839,598.47	2,894,212.26	1.713	1.713	1,676	792	05/01/2021
13066YTZ2	5263	CA Department Water Resources		08/13/2018	2,000,000.00	1,954,780.00	1,946,646.64	2.000	2.894	1,357	1,157	05/01/2022
544351MN6	5246	City of Los Angeles CA		07/12/2018	2,500,000.00	2,512,425.00	2,500,000.00	2.900	2.899	1,512	1,280	09/01/2022
544351MN6	5247	City of Los Angeles CA		07/12/2018	2,500,000.00	2,512,425.00	2,500,000.00	2.900	2.899	1,512	1,280	09/01/2022
702274CN9	5285	City of Pasadena		12/08/2018	1,055,000.00	1,071,574.05	1,055,000.00	3.338	3.338	1,456	1,371	12/01/2022
702274CM1	5286	City of Pasadena		12/06/2018	500,000.00	505,270.00	500,000.00	3.235	3.235	1,091	1,008	12/01/2021
56781RJG3	5329	Marin CCD GO-B1		02/07/2019	600,000.00	601,956.00	600,000.00	2.895	2.895	1,636	1,614	08/01/2023
56781RJF5	5330	Marin CCD GO-B1		02/07/2019	500,000.00	501,340.00	500,000.00	2.813	2.813	1,271	1,249	08/01/2022
801546PE6	5156	Cnty Santa Clara		11/09/2017	3,000,000.00	2,975,700.00	3,009,659.88	2.125	1.890	996	519	08/01/2020
7976465A0	5343	San Francisco City & County CA		02/26/2019	455,000.00	454,458.55	455,000.00	2.623	2.622	1,205	1,202	06/15/2022
797669XU7	5294	SF Bay Area Rapid Transit Dist		12/10/2018	1,385,000.00	1,372,881.25	1,368,629.03	2.387	2.916	934	853	07/01/2021
79765R3U1	5164	San Fran CY&Cnty CA PUC WTR		12/28/2017	1,000,000.00	992,340.00	1,000,000.00	2.819	2.619	1,789	1,341	11/01/2022
79765R3R8	5165	San Fran CY&Cnty CA PUC WTR		12/28/2017	400,000.00	398,492.00	400,000.00	2.132	2.127	673	245	11/01/2019
79765R3S6	5167	San Fran CY&Cnty CA PUC WTR		12/28/2017	100,000.00	99,223.00	100,000.00	2.298	2.292	1,039	611	11/01/2020
79765R3U1	5331	San Fran CY&Cnty CA PUC WTR		01/29/2019	875,000.00	868,297.50	872,486.00	2.619	2.887	1,372	1,341	11/01/2022
798170AE6	5189	San Jose Redevelopment Ag		02/26/2018	3,000,000.00	2,977,740.00	2,980,821.25	2.630	2.830	1,617	1,249	08/01/2022
798170AE6	5190	San Jose Redevelopment Ag		02/28/2018	2,000,000.00	1,985,160.00	1,990,394.73	2.630	2.780	1,615	1,249	08/01/2022
798189PB6	5218	San Jose Evergreen		06/05/2018	1,000,000.00	999,220.00	1,000,000.00	2.657	2.659	453	184	09/01/2019
798189PC4	5219	San Jose Evergreen		06/05/2018	285,000.00	284,934.45	285,000.00	2.827	2.826	819	550	09/01/2020
798189PD2	5220	San Jose Evergreen		06/05/2018	230,000.00	241,580.50	240,602.09	5.000	3.051	1,184	915	09/01/2021
798189PE0	5221	San Jose Evergreen		06/05/2018	130,000.00	138,825.70	137,508.39	5.000	3.223	1,549	1,280	09/01/2022

Portfolio SCVW
AC

**Santa Clara Valley Water Dist.
Portfolio Management
Portfolio Details - Investments
February 28, 2019**

CUSIP	Investment #	Issuer	Average Balance	Purchase Date	Par Value	Market Value	Book Value	Stated Rate	YTM 365	Term	Days to Maturity	Maturity Date
Municipal Bonds												
796189PB6	5242	San Jose Evergreen		06/22/2018	1,850,000.00	1,848,557.00	1,851,404.97	2.657	2.500	438	184	09/01/2019
93974D5Q7	5279	Washington State GO Bond		10/01/2018	2,000,000.00	2,014,320.00	1,991,392.07	3.030	3.136	1,765	1,814	08/01/2023
Subtotal and Average			31,928,067.73		32,564,212.26	32,546,154.82	32,669,828.25		2.662	1,359	1,041	
Total and Average			616,168,102.70		617,194,160.46	615,204,369.75	616,976,647.15		2.137	1,070	698	

59

**Santa Clara Valley Water Dist.
Portfolio Management
Portfolio Details - Cash
February 28, 2019**

CUSIP	Investment #	Issuer	Average Balance	Purchase Date	Par Value	Market Value	Book Value	Stated Rate	YTM 365	Term	Days to Maturity
Average Balance			0.00							0	0
Total Cash and Investments			616,168,102.70		617,194,160.46	615,204,369.75	616,976,647.15		2.137	1,070	698

60

Santa Clara Valley Water Dist.
Transaction Activity Report
February 1, 2019 - February 28, 2019
Sorted by Transaction Date - Transaction Date
All Funds

SANTA CLARA VALLEY WATER
 5750 Almaden Expressway
 San Jose, San Jose, Ca 951
 (408)265-2607

Investment #	Fund	CUSIP	Inv Descrp	TransactionType	TransactionDate	MaturityDate	RedemptionType	New Principal	Principal Paydowns	Interest	Total Cash
5333	82	3133ED2B7	FEDERAL FARM CR	Purchase	02/01/2019	09/18/2023		1,058,889.94			-1,058,889.94
5334	82	313383YJ4	FEDERAL HOME	Purchase	02/01/2019	09/08/2023		2,097,126.50			-2,097,126.50
4102	82	23380W523	Money Market Fund	Purchase	02/01/2019			46,100.00			-46,100.00
4102	82	23380W523	Money Market Fund	Purchase	02/01/2019			65,750.00			-65,750.00
4102	82	23380W523	Money Market Fund	Purchase	02/01/2019			31,875.00			-31,875.00
4102	82	23380W523	Money Market Fund	Purchase	02/01/2019			23,398.33			-23,398.33
4102	82	23380W523	Money Market Fund	Purchase	02/01/2019			65,469.31			-65,469.31
4102	82	23380W523	Money Market Fund	Redemption	02/01/2019				26,812.50		26,812.50
4102	82	23380W523	Money Market Fund	Redemption	02/01/2019				13,336.94		13,336.94
4102	82	23380W523	Money Market Fund	Redemption	02/01/2019				2,070,314.00		2,070,314.00
4102	82	23380W523	Money Market Fund	Redemption	02/01/2019				1,045,553.00		1,045,553.00
5156	82	801546PE8	SCC 2.125% MAT	Interest	02/01/2019	06/01/2020				31,875.00	31,875.00
5189	82	798170AE6	SJSDEV 2.63% MAT	Interest	02/01/2019	06/01/2022				39,450.00	39,450.00
5190	82	798170AE6	SJSDEV 2.63% MAT	Interest	02/01/2019	06/01/2022				26,300.00	26,300.00
5198	82	010878AN6	ACNTY 4.4% MAT	Interest	02/01/2019	06/01/2022				46,100.00	46,100.00
5279	82	93974D5Q7	WA GO 3.03% MAT	Interest	02/01/2019	08/01/2023				23,398.33	23,398.33
5279	82	93974D5Q7	WA GO 3.03% MAT	Accr Int	02/01/2019	08/01/2023			3,198.33	-3,198.33	0.00
4102	82	23380W523	Money Market Fund	Interest	02/01/2019					65,469.31	65,469.31
Totals for 02/01/2019								3,388,609.08	3,159,214.77	229,394.31	0.00
5336	82	3130AFE78	FEDERAL HOME	Purchase	02/04/2019	12/09/2022		3,067,180.00			-3,067,180.00
5337	82	3134G9VX2	FEDERAL HOME	Purchase	02/04/2019	06/30/2021		2,963,041.67			-2,963,041.67
4102	82	23380W523	Money Market Fund	Purchase	02/04/2019			13,125.00			-13,125.00
4102	82	23380W523	Money Market Fund	Purchase	02/04/2019			480,000.00			-480,000.00
4102	82	23380W523	Money Market Fund	Redemption	02/04/2019				3,541.67		3,541.67
4102	82	23380W523	Money Market Fund	Redemption	02/04/2019				22,000.00		22,000.00
4102	82	23380W523	Money Market Fund	Redemption	02/04/2019				2,959,500.00		2,959,500.00
4102	82	23380W523	Money Market Fund	Redemption	02/04/2019				3,045,180.00		3,045,180.00
5081	82	3135G0N33	FNMA 0.875% MAT	Interest	02/04/2019	06/02/2019				13,125.00	13,125.00
Totals for 02/04/2019								6,523,346.67	6,030,221.67	13,125.00	-480,000.00
4102	82	23380W523	Money Market Fund	Purchase	02/05/2019			5,850,000.00			-5,850,000.00
Totals for 02/05/2019								5,850,000.00			-5,850,000.00
5335	82	3130AFTK3	FEDERAL HOME	Purchase	02/06/2019	02/06/2023		3,004,050.00			-3,004,050.00
4102	82	23380W523	Money Market Fund	Purchase	02/06/2019			13,100,000.00			-13,100,000.00

Santa Clara Valley Water Dist.
Transaction Activity Report
Sorted by Transaction Date - Transaction Date

Investment #	Fund	CUSIP	Inv Descrip	TransactionType	TransactionDate	MaturityDate	RedemptionType	New Principal	Principal Paydowns	Interest	Total Cash
4102	82	23380W523	Money Market Fund	Redemption	02/06/2019				3,004,050.00		3,004,050.00
Totals for 02/06/2019								16,104,050.00	3,004,050.00		-13,100,000.00
5340	82	3130AFAP2	FEDERAL HOME	Purchase	02/07/2019	10/30/2023		3,050,791.67			-3,050,791.67
5329	82	56781RJG3	MARIN 2.895% MAT	Purchase	02/07/2019	08/01/2023		600,000.00			-600,000.00
5330	82	56781RJF5	MARIN CALIF	Purchase	02/07/2019	08/01/2022		500,000.00			-500,000.00
4102	82	23380W523	Money Market Fund	Redemption	02/07/2019				500,000.00		500,000.00
4102	82	23380W523	Money Market Fund	Redemption	02/07/2019				600,000.00		600,000.00
4102	82	23380W523	Money Market Fund	Redemption	02/07/2019				28,291.67		28,291.67
4102	82	23380W523	Money Market Fund	Redemption	02/07/2019				2,200,000.00		2,200,000.00
4102	82	23380W523	Money Market Fund	Redemption	02/07/2019				3,022,500.00		3,022,500.00
Totals for 02/07/2019								4,150,791.67	6,360,791.67		2,200,000.00
4102	82	23380W523	Money Market Fund	Redemption	02/08/2019				750,000.00		750,000.00
Totals for 02/08/2019									750,000.00		750,000.00
4102	82	23380W523	Money Market Fund	Purchase	02/11/2019			170,000.00			-170,000.00
Totals for 02/11/2019								170,000.00			-170,000.00
5341	82	3135GOU43	FNMA 2.875%	Purchase	02/12/2019	09/12/2023		3,077,818.33			-3,077,818.33
4102	82	23380W523	Money Market Fund	Redemption	02/12/2019				35,458.33		35,458.33
4102	82	23380W523	Money Market Fund	Redemption	02/12/2019				5,900,000.00		5,900,000.00
4102	82	23380W523	Money Market Fund	Redemption	02/12/2019				3,042,360.00		3,042,360.00
Totals for 02/12/2019								3,077,818.33	8,977,818.33		5,900,000.00
5339	82	3133EKAK2	FFCB 2.53% MAT	Purchase	02/14/2019	02/14/2022		2,997,960.00			-2,997,960.00
5328	82	3134GSX26	FEDERAL HOME	Purchase	02/14/2019	11/14/2022		3,000,000.00			-3,000,000.00
4102	82	23380W523	Money Market Fund	Purchase	02/14/2019			550,000.00			-550,000.00
4102	82	23380W523	Money Market Fund	Redemption	02/14/2019				3,000,000.00		3,000,000.00
4102	82	23380W523	Money Market Fund	Redemption	02/14/2019				2,997,960.00		2,997,960.00
Totals for 02/14/2019								6,547,960.00	5,997,960.00		-550,000.00
5338	82	866264DD3	SUMMIT 2.5% MAT	Purchase	02/15/2019	04/15/2020		240,000.00			-240,000.00
4102	82	23380W523	Money Market Fund	Purchase	02/15/2019			10,000,000.00			-10,000,000.00
4102	82	23380W523	Money Market Fund	Purchase	02/15/2019			3,000,000.00			-3,000,000.00
4102	82	23380W523	Money Market Fund	Purchase	02/15/2019			11,418.75			-11,418.75
4102	82	23380W523	Money Market Fund	Purchase	02/15/2019			5,200.00			-5,200.00
4102	82	23380W523	Money Market Fund	Purchase	02/15/2019			80,000.00			-80,000.00
5207	82	3134GSKY0	FEDERAL HOME	Redemption	02/15/2019	05/15/2023	Call		5,000,000.00		5,000,000.00
5239	82	3134GSKY0	FEDERAL HOME	Redemption	02/15/2019	05/15/2023	Call		4,996,250.00		4,996,250.00
5239	82	3134GSKY0	FEDERAL HOME	Cap G/L	02/15/2019	05/15/2023			3,750.00		3,750.00
5262	82	3133EJVE8	FEDERAL FARM CR	Redemption	02/15/2019	07/25/2022	Call		3,000,000.00		3,000,000.00
4102	82	23380W523	Money Market Fund	Redemption	02/15/2019				240,000.00		240,000.00
5068	82	742651DQ2	PEFCO 1.45% MAT	Interest	02/15/2019	08/15/2019				11,418.75	11,418.75

Santa Clara Valley Water Dist.
Transaction Activity Report
Sorted by Transaction Date - Transaction Date

Investment #	Fund	CUSIP	Inv Descrip	TransactionType	TransactionDate	MaturityDate	RedemptionType	New Principal	Principal Paydowns	Interest	Total Cash
5207	82	3134GSKY0	FEDERAL HOME	Interest	02/15/2019	05/15/2023				40,000.00	40,000.00
5239	82	3134GSKY0	FEDERAL HOME	Interest	02/15/2019	05/15/2023				40,000.00	40,000.00
5282	82	3133EJVE6	FEDERAL FARM CR	Interest	02/15/2019	07/25/2022				5,200.00	5,200.00
Totals for 02/15/2019								13,336,618.75	13,240,000.00	96,618.75	0.00
4102	82	23380W523	Money Market Fund	Purchase	02/19/2019			662.47			-662.47
4102	82	23380W523	Money Market Fund	Purchase	02/19/2019			28,125.00			-28,125.00
4102	82	23380W523	Money Market Fund	Purchase	02/19/2019			3,000,000.00			-3,000,000.00
4871	82	3135G0ZA4	FNMA 1.875% MAT	Redemption	02/19/2019	02/19/2019	Maturity		3,000,000.00		3,000,000.00
4871	82	3135G0ZA4	FNMA 1.875% MAT	Interest	02/19/2019	02/19/2019				28,125.00	28,125.00
5260	82	33715LBT6	1STTCH 3.25% MAT	Interest	02/19/2019	07/18/2022				662.47	662.47
Totals for 02/19/2019								3,028,787.47	3,000,000.00	28,787.47	0.00
4102	82	23380W523	Money Market Fund	Redemption	02/20/2019				2,050,000.00		2,050,000.00
Totals for 02/20/2019									2,050,000.00		2,050,000.00
4102	82	23380W523	Money Market Fund	Redemption	02/21/2019				170,000.00		170,000.00
Totals for 02/21/2019									170,000.00		170,000.00
4102	82	23380W523	Money Market Fund	Purchase	02/22/2019			326.14			-326.14
4102	82	23380W523	Money Market Fund	Purchase	02/22/2019			359.26			-359.26
4102	82	23380W523	Money Market Fund	Purchase	02/22/2019			7,930,000.00			-7,930,000.00
5140	82	062663AN7	BHOPE 1.6% MAT	Interest	02/22/2019	03/22/2019				326.14	326.14
5181	82	410493CN8	HANMI 1.8% MAT	Interest	02/22/2019	11/22/2019				359.26	359.26
Totals for 02/22/2019								7,930,685.40		685.40	-7,930,000.00
4102	82	23380W523	Money Market Fund	Purchase	02/25/2019			339.30			-339.30
4102	82	23380W523	Money Market Fund	Purchase	02/25/2019			7,000.00			-7,000.00
4102	82	23380W523	Money Market Fund	Purchase	02/25/2019			22,500.00			-22,500.00
4102	82	23380W523	Money Market Fund	Redemption	02/25/2019				150,000.00		150,000.00
5160	82	09406PCQ0	PCB 1.7% MAT	Interest	02/25/2019	11/25/2019				339.30	339.30
5213	82	037833BS8	APPLE INC, SR	Interest	02/25/2019	02/23/2021				22,500.00	22,500.00
5325	82	3138G3U94	FEDERAL NATL	Interest	02/25/2019	05/25/2021				7,000.00	7,000.00
5325	82	3138G3U94	FEDERAL NATL	Accr Int	02/25/2019	05/25/2021			5,833.33	-5,833.33	0.00
Totals for 02/25/2019								29,839.30	155,833.33	24,006.97	150,000.00
5342	82	3130AFW52	FEDERAL HOME	Purchase	02/28/2019	05/26/2023		2,000,000.00			-2,000,000.00
5343	82	7976465A0	SFO CY 2.623%	Purchase	02/28/2019	06/15/2022		455,000.00			-455,000.00
4102	82	23380W523	Money Market Fund	Purchase	02/26/2019			15,000.00			-15,000.00
4102	82	23380W523	Money Market Fund	Purchase	02/26/2019			3,000,000.00			-3,000,000.00
5061	82	3135G0J53	FNMA 1% MAT	Redemption	02/28/2019	02/28/2019	Maturity		3,000,000.00		3,000,000.00
4102	82	23380W523	Money Market Fund	Redemption	02/28/2019				2,000,000.00		2,000,000.00
4102	82	23380W523	Money Market Fund	Redemption	02/28/2019				455,000.00		455,000.00
4102	82	23380W523	Money Market Fund	Redemption	02/28/2019				600,000.00		600,000.00

Santa Clara Valley Water Dist.
Transaction Activity Report
Sorted by Transaction Date - Transaction Date

Investment #	Fund	CUSIP	Inv Descrip	TransactionType	TransactionDate	MaturityDate	RedemptionType	New Principal	Principal Paydowns	Interest	Total Cash
5061	82	3135G0J53	FNMA 1.5% MAT	Interest	02/26/2019	02/26/2019				15,000.00	15,000.00
Totals for 02/26/2019								5,470,000.00	6,055,000.00	15,000.00	600,000.00
4102	82	23380W523	Money Market Fund	Redemption	02/27/2019				600,000.00		600,000.00
Totals for 02/27/2019									600,000.00		600,000.00
5344	82	880591EN8	TENNESSEE	Purchase	02/28/2019	08/15/2022		4,375,059.56			-4,375,059.56
4102	82	23380W523	Money Market Fund	Purchase	02/28/2019			3,332.38			-3,332.38
4102	82	23380W523	Money Market Fund	Purchase	02/28/2019			97,500.00			-97,500.00
4102	82	23380W523	Money Market Fund	Redemption	02/28/2019				3,028.59		3,028.59
4102	82	23380W523	Money Market Fund	Redemption	02/28/2019				3,300,000.00		3,300,000.00
4102	82	23380W523	Money Market Fund	Redemption	02/28/2019				4,372,030.97		4,372,030.97
5138	82	3135G0T29	FNMA 1.5% MAT	Interest	02/28/2019	02/28/2020				22,500.00	22,500.00
5181	82	3135G0T29	FNMA 1.5% MAT	Interest	02/28/2019	02/28/2020				37,500.00	37,500.00
5182	82	3135G0T29	FNMA 1.5% MAT	Interest	02/28/2019	02/28/2020				37,500.00	37,500.00
Totals for 02/28/2019								4,475,891.94	7,675,059.56	97,500.00	3,296,667.62
5233	82	320337BV9	FIGBCA 2.3% MAT	Interest	03/04/2019	08/28/2020				468.82	468.82
Totals for 03/04/2019										468.82	468.82
Grand Total								80,084,398.61	67,216,949.33	505,585.72	-12,362,863.56

64

**Santa Clara Valley Water Dist.
Purchases Report
Sorted by Fund - Fund
February 1, 2019 - February 28, 2019**

SANTA CLARA VALLEY WATER
5750 Almaden Expressway
San Jose, San Jose, Ca 951
(408)265-2607

CUSIP	Investment #	Fund	Sec. Type	Issuer	Original Par Value	Purchase Date	Payment	Principal Purchase	Accrued at Purchase	Rate at Purchase	Maturity Date	YTM	Ending Book Value
Treasury Management Fund													
3133ED2B7	5333	82	FAC	FFCB	1,000,000.00	02/01/2019	03/18 - 06/18	1,045,553.00	13,338.64	3.810	09/18/2023	2.560	1,058,070.15
313383YJ4	5334	82	FAC	FHLB	2,000,000.00	02/01/2019	03/08 - 06/08	2,070,314.00	26,812.50	3.375	09/08/2023	2.560	2,095,853.46
3130AFE78	5336	82	FAC	FHLB	3,000,000.00	02/04/2019	06/09 - 12/09	3,045,180.00	22,000.00	3.000	12/09/2022	2.585	3,066,299.23
3134G9VX2	5337	82	FAC	FHLMC	3,000,000.00	02/04/2019	06/30 - 12/30	2,959,500.00	3,541.67	1.000	06/30/2021	2.587	2,964,304.37
3130AFTK3	5335	82	FAC	FHLB	3,000,000.00	02/08/2019	08/08 - 02/08	3,004,050.00		2.980	02/06/2023	2.822	3,003,979.69
3130AFAP2	5340	82	FAC	FHLB	3,000,000.00	02/07/2019	04/30 - 10/30	3,022,500.00	28,281.67	3.500	10/30/2023	3.327	3,050,474.58
58781RJG3	5328	82	MUN	MARIN	600,000.00	02/07/2019	08/01 - 02/01	600,000.00		2.895	08/01/2023	2.895	600,000.00
58781RJF5	5330	82	MUN	MARIN	500,000.00	02/07/2019	08/01 - 02/01	500,000.00		2.813	08/01/2022	2.813	500,000.00
3135GOU43	5341	82	FAC	FNMAD	3,000,000.00	02/12/2019	03/12 - 09/12	3,042,360.00	35,458.33	2.875	09/12/2023	2.546	3,077,330.55
3133EKAK2	5339	82	FAC	FFCB	3,000,000.00	02/14/2019	08/14 - 02/14	2,997,980.00		2.530	02/14/2022	2.554	2,997,982.11
3134GSX28	5328	82	FAC	FHLMC	3,000,000.00	02/14/2019	05/14 - 11/14	3,000,000.00		3.000	11/14/2022	3.000	3,000,000.00
886264DD3	5338	82	NCB	SUMMIT	240,000.00	02/15/2019	03/15 - Monthly	240,000.00		2.500	04/15/2020	2.495	240,000.00
3130AFW52	5342	82	FAC	FHLB	2,000,000.00	02/28/2019	08/28 - 02/28	2,000,000.00		2.700	05/28/2023	2.701	2,000,000.00
5478465A0	5343	82	MUN	SFO CY	455,000.00	02/28/2019	06/15 - 12/15	455,000.00		2.623	06/15/2022	2.622	455,000.00
580591EN8	5344	82	FAC	TVA	4,473,000.00	02/28/2019	08/15 - 02/15	4,372,030.97	3,028.59	1.875	08/15/2022	2.580	4,375,302.47
				Subtotal	32,268,000.00			32,354,447.97	132,469.70				32,484,606.61
				Total Purchases	32,268,000.00			32,354,447.97	132,469.70				32,484,606.61

89



MEMORANDUM

FC 14 (02-08-19)

TO: Board of Directors

FROM: Nina Hawk

SUBJECT: Update on Oroville Cost Reimbursement from
the Federal Emergency Management Agency

DATE: March 11, 2019

On March 7, 2019, DWR issued a press release (Attachment 1) stating that it received notification that FEMA has approved \$205 million in federal funds to reimburse the state for spillway reconstruction costs related to the emergency recovery phase of the Project. FEMA also notified DWR that it does not consider some spillway reconstruction activities to be eligible for reimbursement based on information submitted by DWR to date. DWR intends to appeal this determination in an effort to secure the maximum reimbursement. The State Water Contractors issued a press release (Attachment 2) supporting DWR's appeal of the partial FEMA reimbursements.

Previously, on September 5, 2018, the Department of Water Resources (DWR) issued a press release providing an updated cost estimate of \$1.1 billion for the Oroville Spillways Emergency Recovery Project (Project). This information was provided to the District Board in a Non-Agenda Memo on September 10, 2018. The two phases of cost reimbursement under discussion between DWR and the Federal Emergency Management Agency (FEMA) are; 1) the emergency response phase, and 2) the emergency recovery phase. The total cost includes \$160 million for the emergency response phase and \$940 million for the emergency recovery phase.

FEMA's Public Assistance program allows for the reimbursement of up to 75 percent of eligible costs for federally declared disasters. The emergency response phase concluded in May of 2017, with FEMA expected to provide a maximum reimbursement of approximately \$120 million for this phase. The maximum reimbursement for the emergency recovery phase could be as much as \$705 million.

A handwritten signature in blue ink that reads "Nina Hawk".

Nina Hawk
Chief Operating Officer
Water Utility Enterprise

Attachment 1: DWR Press Release

Attachment 2: State Water Contractors Press Release



DWR Responds to FEMA Reimbursement for Oroville Spillways Work

Published: Mar 07, 2019



A view of the recently completed Lake Oroville main spillway. Backfill operations continue to raise the area around the underdrain piping system outside the sidewalls of the spillway. DWR/2019

SACRAMENTO, Calif. – The Department of Water Resources (DWR) today received notification that the Federal Emergency Management Agency (FEMA) has approved \$205 million in federal funds to reimburse the state for spillway reconstruction costs related to the 2017 Oroville Dam spillways incident. These funds are in addition to \$128.4 million FEMA previously approved for reimbursement for emergency response, debris removal, and other costs.

The latest reimbursement is based on cost estimates provided by DWR last summer. DWR will provide updated cost estimates in the coming weeks and anticipates additional reimbursements will be approved.

FEMA also notified DWR that it does not consider some spillway reconstruction to be eligible for reimbursement based on information submitted by DWR to date. DWR will work with FEMA to provide further information to support the department's assertion that all reconstruction work should be eligible for reimbursement.

"We appreciate the hard work and commitment of FEMA staff, however are disappointed in some of their initial interpretations regarding cost eligibility," said Joel Ledesma, DWR Deputy Director of the State Water Project. "Our reconstruction work was necessary to safely operate the main spillway and ensure functionality of the

emergency spillway. DWR plans to appeal FEMA's determination as we believe all costs should be eligible for federal reimbursement."

FEMA's Public Assistance program reimburses applicants at least 75 percent of eligible costs associated with a federally declared disaster.

The reimbursement determination from FEMA is based on its eligibility categories and policies. It is not a statement on the quality of the reconstruction work or whether the work was necessary.

###

For more information, follow us on [Twitter](#) or [Facebook](#) and read our [news releases](#) and [DWR updates](#).

Contact:

Erin Mellon, Assistant Director, Public Affairs Office, Department of Water Resources

916-704-5529 | erin.mellon@water.ca.gov



**STATE WATER
CONTRACTORS**
FOUNDED 1982

PRESS RELEASE

**STATE WATER CONTRACTORS' RESPONSE TO
FEMA OROVILLE SPILLWAY REPAIR AND
RECOVERY COST REIMBURSEMENTS**



07 MARCH 2019

Sacramento, CA – The Federal Emergency Management Agency (FEMA) announced today, based on information already submitted by Department of Water Resources (DWR), that it will not fully reimburse the State of California for the necessary repairs of the main spillway and emergency spillway at Oroville Dam, following the February 2017 disaster.

FEMA is authorized to reimburse 75% of the cost of damage caused by such disasters. In this instance, FEMA has not authorized the full 75% of the costs to repair the damaged spillways.

“We support DWR and recognize the agency has worked tirelessly to protect public safety and to successfully repair the Oroville spillways. We understand that DWR worked directly with the Federal Energy Regulatory Commission, U.S. Army Corp of Engineers and multiple independent experts to determine the appropriate actions necessary to repair the facilities and ensure the structure could operate as originally intended. That is why we support DWR’s decision to appeal the partial FEMA reimbursements. We firmly believe that federally-required repairs to Oroville after a federally-declared emergency should qualify for full federal assistance.”

Jennifer Pierre
General Manager
State Water Contractors

###

The State Water Contractors is a statewide, non-profit association of 29 public agencies from Northern, Central and Southern California that purchase water under contract from the California State Water Project. Collectively the State Water Contractors deliver water to more than 27 million residents throughout the state and more than 750,000 acres of agricultural land. For more information on the State Water Contractors, please visit www.swc.org.



MEMORANDUM

FC 14 (02-08-19)

TO: Board of Directors

FROM: Nina Hawk

SUBJECT: Correspondence Regarding Preconstruction
Planning Costs for a Single-Tunnel Approach
to California WaterFix

DATE: March 15, 2019

On February 15, 2019, the Department of Water Resources (DWR) sent a letter to the Delta Conveyance Design and Construction Authority (DCA) requesting that it refrain from any new financial commitments or obligations following the Governor's shift to a single tunnel approach for the California WaterFix. The letter stated that the single tunnel approach may constitute a material change to the project for which certain State Water Project Contractors, including Valley Water, agreed to provide funding for preconstruction costs. (Attachment 1)

In response, on February 28 and March 8, 2019, the Interim Executive Director of the DCA sent interoffice memos to DWR requesting concurrence to proceed with seven minor financial commitments, most of which were previously approved by the DCA Board. (Attachments 2 and 3)

Also in response, Metropolitan Water District of Southern California (MWD) and San Geronio Pass Water District each submitted letters to DWR in early March 2019 stating that DCA core staffing and administrative costs are consistent with and authorized under their respective existing preconstruction funding agreements with DWR, and that continued funding for planning activities relevant to a single tunnel approach may also be funded through those agreements. (Attachments 4 and 5)

On March 11, DWR provided a response to the DCA request for concurrence stating that DWR does not object to the DCA's execution of four of the requested financial commitments: 1) Executive Director services, 2) transition support services, 3) ProjectWise Engineering Document Management Systems, and 4) Microsoft Enterprise 365. The March 11 letter did not mention the other three requests for concurrence on contracts to complete geotechnical work within the time stipulated for court-ordered access, real estate services for that geotechnical work, and a new sole-source contract for real estate and surveying oversight and management services. (Attachment 6)

A handwritten signature in blue ink that reads "Nina Hawk".

Nina Hawk
Chief Operating Officer
Water Utility Enterprise

- Attachment 1: Letter from DWR to DCA re DWR Direction to DCA based on Governor Newsom's State of the State Address, dated February 15, 2019
- Attachment 2: Inter-Office Memo from DCA to DWR, dated February 28, 2019
- Attachment 3: Inter-Office Memo from DCA to DWR, dated March 8, 2019
- Attachment 4: Letter from MWD to DWR re Funding of Planning Costs for a Single-Tunnel, dated March 6, 2019
- Attachment 5: Letter from San Geronio to DWR re Funding of Planning Costs for a Single-Tunnel, dated March 8, 2019
- Attachment 6: Letter from DWR to DCA re DWR Direction to DCA on Activities for a Single Tunnel Project, dated March 11, 2019

DEPARTMENT OF WATER RESOURCES

1416 NINTH STREET, P.O. BOX 942836
SACRAMENTO, CA 94236-0001
(916) 653-5791



February 15, 2019

Ms. Jill Duerig
Interim Executive Director
Delta Conveyance Design and Construction Authority
1121 L Street, Suite 1045
Sacramento, California 95814

Subject: 19-02 DWR direction to DCA based on Governor Newsom's State of the State Address

Dear Ms. Duerig:

In his first State of the State address, delivered on February 12, 2019, Governor Newsom laid out a new direction for delta conveyance that builds upon the work done during previous administrations. Governor Newsom offered his support for a revised project consisting of a single tunnel.

The Governor's conceptual proposal may constitute a material change to the conveyance project described in the Joint Exercise of Powers Agreement (JEPA) between the Department of Water Resources (Department) and the Delta Conveyance Design and Construction Authority (DCA). Because the funding commitments provided to the Department by certain State Water Project contractors to support the DCA's work are closely aligned to the project described in the JEPA, the Department requests the DCA hold in abeyance any new financial commitments or obligations associated with the WaterFix project approved on July 21, 2017 (and revised by the approval on January 23, 2018), and coordinate closely with the Department over the coming weeks as the project develops.

The Department is eager to move forward with a conveyance project that is consistent with the Governor's vision. The DCA has an important role to play in developing these revisions to California WaterFix in partnership with the Department. I look forward to meeting with you at your earliest convenience to discuss our path forward.

If you have any questions about the foregoing, please contact me at 916-651-9238.

Sincerely,



Gary Lippner
Deputy Director
Delta Conveyance

cc: Karla Nemeth, Director, Department of Water Resources
Ken Bogdan, Office of Chief Counsel, Department of Water Resources

Inter-Office Memo

To: Gary Lippner, Delta Conveyance Office

From: Jill Duerig, Interim Executive Director 

Date: February 28, 2019

Subject: Request for limited authorization

As you know, the Delta Conveyance Design and Construction Authority (DCA) has been duly established and organized and has executed the Joint Exercise of Powers Agreement (JEPA) with the California Department of Water Resources (DWR). On February 12, 2019, Governor Gavin Newsom delivered his first State-of-the-State address. In this address, he professed support for a Single-Tunnel Delta Conveyance Project in lieu of the Dual-Tunnel Delta Conveyance previously pursued by DWR and DCA. One outcome of this was a letter you sent to me requesting that the DCA hold off on any new financial commitments until additional consideration can be given to what the Single-Tunnel option would mean for the project.

As discussions on strategic approaches proceed, I would like to request the DCO's concurrence in proceeding immediately with some minor financial commitments, for the most part previously approved by the DCA Board, as follows:

- Execution of the contract with Management Partners to engage the services of Kathryn Mallon as Executive Director, approved at the January 31st board meeting.
- An amendment to The Hallmark Group's professional services contract, as approved by the DCA Board at the January 17th meeting, to continue to provide transition support services until a Program Manager is on board.
- A new Task Order to Fugro to proceed with all necessary work to complete only the geotechnical work to be completed by June 30, 2019 based on time stipulated for the court-ordered access.
- Limited Task Orders to real estate services teams to provide the necessary support to complete the above-described geotechnical work.
- A new sole-source professional services contract with Wiseman Consulting Group LLC to continue to provide real estate and surveying oversight and management for work described above in a not-to-exceed amount of \$74,000. Mr. Wiseman has been providing such services as a Retired Annuitant through the MWD administrative contract and is uniquely qualified to provide ongoing services at this time.



Inter-Office Memo

To: Gary Lippner, Delta Conveyance Office
From: Jill Duerig, Interim Executive Director
Date: March 4, 2019
Subject: Request for limited authorization

As you know, the Delta Conveyance Design and Construction Authority (DCA) has been duly established and organized and has executed the Joint Exercise of Powers Agreement (JEPA) with the California Department of Water Resources (DWR). On February 12, 2019, Governor Gavin Newsom delivered his first State-of-the-State address. In this address, he professed support for a Single-Tunnel Delta Conveyance Project in lieu of the Dual-Tunnel Delta Conveyance previously pursued by DWR and DCA. One outcome of this was a letter you sent to me requesting that the DCA hold off on any new financial commitments until additional consideration can be given to what the Single-Tunnel option would mean for the project.

As discussions on strategic approaches proceed, I would like to request the DCO's concurrence in proceeding immediately with two additional minor financial commitments. The first was specifically approved by the DCA Board and the second has the potential to save some significant funding, in addition to moving things forward more smoothly:

- Execution of the contract with Bentley Systems for the ProjectWise software, approved at the January 17th board meeting.
- Replace Box.com with Microsoft Enterprise Office 365 Government G1, G3 and G5 features and capabilities for DCA staff and consultants to enable the DCA to meet U.S. compliance and security standards at a cost of about \$25 per user (67 users are about \$1675 per month). The DCA currently uses a cloud storage service called Box.com with 67 users at \$35 each = \$2,345 per month. With the implementation of Office365 and migration of Box.com documents to SharePoint provided by Office365, the Box.com subscription could be retired. The estimated cost of the Office 365 for 67 users at \$25 each = \$1,675 per month, resulting in \$670 in savings each month. In addition, the DCA would avoid the cost of data cleanup and migration that would result if Jacobs, Fugro, and Psomas establish their own Office 365 systems. Rather than have any interim systems, the DCA should quickly stand up its Office 365 services. As a reference point for potential cost avoidance, Jacobs provided a proposal to support an Office 365 and document storage environment for the DCA for 1 FTE @ \$244/hr and 0.75 FTE @ \$122/hr = \$670,000 per year. A purchase of the recommended software would avoid such costs. There are various price plans within the G1, G3 and G5 subscription options available to the DCA. The exact plan will be determined as the Office 365 Requirements Definition process is completed. The cost estimate of \$2,500 per month is based on an assumption of 100 users X \$25 per person per month assumption = \$2,500 a month or \$30,000 per year. This is a sole source contract as Office 365 is only available from the Microsoft Company.



THE METROPOLITAN WATER DISTRICT
OF SOUTHERN CALIFORNIA

Office of the General Manager

March 6, 2019

VIA ELECTRONIC MAIL

Ms. Karla Nemeth, Director
Department of Water Resources
1416 Ninth Street
Sacramento, CA 95814

Dear Director Nemeth:

Funding of Planning Costs for a Single-Tunnel Approach to California WaterFix

This letter is to inform the Department of Water Resources (DWR) that Metropolitan Water District of Southern California has reviewed the "Agreement for the Advance or Contribution of Money to the Department of Water Resources by the Metropolitan Water District of Southern California for Preconstruction Planning Costs of the California WaterFix, a Facility of the State Water Project" and the Board's authorization of it in light of Governor Newsom's statement during his State of the State address, and DWR's intent to consider a single-tunnel Project. Metropolitan finds that the Delta Conveyance Design and Construction Authority (DCDCA) core staffing and administrative costs are consistent with and authorized under the existing Agreement because those activities are required regardless of the ultimate Project design and are necessary for the DCDCA to continue to provide services to DWR. Continued funding for planning activities, relevant to a single tunnel approach and approved by DWR, may also be funded through the Agreement.

Metropolitan considers the core staffing, administrative and planning activity costs as approved by DWR to be consistent with the adopted and approved budget incorporated into the Agreement as Exhibit A. In the meantime, we look forward to working with DWR, on new or amended planning agreements, to the extent required, for the transition to a single tunnel.

Sincerely,

A handwritten signature in blue ink, appearing to read "Jeffrey Kightlinger".

Jeffrey Kightlinger
General Manager

SC:ll

Ms. Karla Nemeth

Page 2

March 6, 2019

cc: Ms. Jill Duerig
Interim Executive Director
Delta Conveyance Design and Construction Authority
1121 L Street, Suite 1050
Sacramento, California 95814

Mr. Gary Lippner
Deputy Director
DWR-Delta Conveyance Office
901 P Street
Sacramento, California 95814



San Geronio Pass Water Agency

A California State Water Project Contractor
1210 Beaumont Avenue • Beaumont, CA 92223
Phone (951) 845-2577 • Fax (951) 845-0281

March 8, 2019

President:
Ronald Duncan

Vice President:
Leonard Stephenson

Treasurer:
Stephen Lehtonen

Directors:
Dr. Blair M Ball
David Castaldo
David Fenn
Michael Thompson

**General Manager
& Chief Engineer:**
Jeff Davis, PE

Legal Counsel:
Jeffry Ferre

Karla Nemeth, Director
Department of Water Resources
PO Box 942836
Sacramento, CA 94236

Re: Funding of Planning Costs for a Single-Tunnel Approach to California WaterFix

Dear Ms. Nemeth:

This letter is to inform the Department of Water Resources that the San Geronio Pass Water Agency has reviewed the "Agreement for the Advance or Contribution of Money to the Department of Water Resources by the Agency for Preconstruction Planning Costs of the California WaterFix, a Facility of the State Water Project" and the Board's authorization of it in light of Governor Newsom's statement during his State of the State address, and DWR's intent to consider a single-tunnel Project. The Agency finds that the Delta Conveyance Design and Construction Authority core staffing and administrative costs are consistent with and authorized under the existing Agreement because those activities are required regardless of the ultimate Project design and are necessary for the DCDCA to continue to provide services to the DWR. Continued funding for planning activities, relevant to a single tunnel approach and approved by DWR, may also be funded through the Agreement.

The Agency considers the core staffing, administrative and planning activity costs as approved by DWR to be consistent with the adopted and approved budget incorporated into the Agreement as Exhibit A. In the meantime, we look forward to working with DWR, on new or amended planning agreements, to the extent required, for the transition to a single tunnel.

Sincerely,

Jeff Davis
General Manager

cc: G.F. Duerig
Gary Lippner

DEPARTMENT OF WATER RESOURCES

1416 NINTH STREET, P.O. BOX 942836
SACRAMENTO, CA 94236-0001
(916) 653-5791



March 11, 2019

Ms. Jill Duerig
Interim Executive Director
Delta Conveyance Design and Construction Authority
1121 L Street, Suite 1045
Sacramento, California 95814

Subject: 19-05 DWR Direction to DCA on Activities for a Single Tunnel Project

This letter responds to two memoranda sent by the Delta Conveyance Design and Construction Authority (DCA) dated February 28, 2019 and March 4, 2019 (DCA Memos). This response additionally takes into account the letter dated March 8, 2019 from Metropolitan Water District of Southern California and San Geronio Pass Water Agency (March 8, 2019) regarding funding for project planning costs.

As has been previously communicated, the Department of Water Resources (Department) expects to coordinate closely with the DCA in the coming weeks regarding potential revisions to California WaterFix that may be proposed, consistent with Governor Newsom's support of a single tunnel conveyance project. The Department recognizes the importance of the DCA providing for core staffing and administrative needs to support near-term planning and coordination activities in partnership with the Department, consistent with Governor Newsom's vision.

The DCA Memos requested that the Department authorize DCA's execution of the following contracts or agreements that are consistent with the near-term planning and coordination activities:

- Contract with Management Partners to engage services of the newly selected Executive Director; and
- Contract amendment to the Hallmark Group's professional services contract to provide transition support services; and
- Contract with Bentley Systems to procure and implement ProjectWise Engineering Document Management System; and
- Contract with Microsoft to secure Microsoft Enterprise 365

The Department has considered the DCA Memos and does not object to DCA's execution of the contracts outlined above, consistent with the near-term planning and coordination activities necessary for coordinating with the Department in the possible development of proposed WaterFix revisions.

Page 2
March 11, 2019
Letter 19-05 DWR

If you have any questions, please contact me or Hong Lin, my Executive Advisor at (916) 651-0762 or by e-mail at Hong.Lin@water.ca.gov.

Sincerely,

A handwritten signature in blue ink, appearing to read "Gary Lippner".

Gary Lippner, Deputy Director
Delta Conveyance

cc: Karla Nemeth, Director, Department of Water Resources
Ken Bogdan, Office of Chief Counsel, Department of Water Resources
Shane Chapman, Delegated Interim Executive Director DCA