



SANTA CLARA VALLEY WATER DISTRICT

NON-AGENDA

August 14, 2020

Board Policy EL-7 Communication and Support to the Board
The BAOs shall inform and support the Board in its work.

Page	<u>CEO BULLETIN & NEWSLETTERS</u>
4	Weeks of July 31 – August 13, 2020
9	August 2020 Water Tracker
	<u>BOARD MEMBER REQUESTS & INFORMATIONAL ITEMS</u>
12	BMR/IBMR Weekly Reports: 08/13/20
13	Memo from David Cahen, Risk Manager, to the Board of Directors and PFFC, dated 8/7/20, regarding Response to BMR-20-0006: Provide the Board with the total cost of all liability insurance for the past 20 years.
	<u>INCOMING BOARD CORRESPONDENCE</u>
20	Board Correspondence Weekly Report: 08/13/20
21	Letter from Richard McMurtry, to Chair Hsueh, dated 8/6/20, regarding the Coyote Creek Invasive Plant Removal and Native Plant Revegetation Project (C-20-0135).
23	Email from Peter Drekmeier, to the Board of Directors, dated 8/6/20, regarding Urban Water Demand Forecast in California (C-20-0136).
25	Email from Mark Mouro, to Director Keegan, dated 8/7/20, regarding Camping along Guadalupe River (C-20-0137).
26	Email from Shirley Keller, to the Board of Directors, dated 8/10/20, regarding concerns associated with Canoas Creek (C-20-0138).
29	Email from Michael McWalters, to Director Santos, dated 8/11/20, regarding Homeless activity along Guadalupe River (C-20-0139).
32	Letter from Phil Witt, General Manager, Purissima Hills Water District, to Chair Hsueh, dated 8/6/20, Expressing Support for the Safe, Clean Water and Flood Protection Program (C-20-0140).
33	Letter from Mary Cassel, to Chair Hsueh, dated 7/31/20, regarding Percolation Ponds (C-20-0141).
35	Agenda Comment from 8/11/20 Board Meeting, from Mark Hinkle, Expressing Opposition to Prop 15.
	<u>OUTGOING BOARD CORRESPONDENCE</u>
37	Email from Director LeZotte, to Shirley Keller, dated 8/6/20, regarding Concerns associated with Canoas Creek (C-20-0131).

41		Email from Director Keegan, to Cynthia Jones, dated 8/10/20, regarding Homeless Activity along Coyote Creek (C-20-0117, C-20-0121).
43		Email from Director Keegan, to Carrie Doolittle, dated 8/4/20, regarding Fire dangers along Coyote Creek (C-20-0127).
47		Email from Director Santos, to Michael McWalters, dated 8/10/20, regarding Homeless activity along Guadalupe River (C-20-0132).
50		Letter from Chair Hsueh, to Mr. Christie and Mr. Nagaoka, dated 8/11/20, regarding the Change of Name Request Pertaining to Junipero Serra (C-20-0126).
51		Email from Director Keegan, to Mark Mouro, dated 8/12/20, regarding the Fence that has been torn down between Elks Lodge and Agave Restaurant (C-20-0137).

Board correspondence has been removed from the online posting of the Non-Agenda to protect personal contact information. Lengthy reports/attachments may also be removed due to file size limitations. Copies of board correspondence and/or reports/attachments are available by submitting a public records request to publicrecords@valleywater.org.

CEO BULLETIN

CEO BULLETIN



To: Board of Directors
From: Rick L. Callender, CEO

Weeks of July 31 – August 13, 2020

Board Executive Limitation Policy EL-7:

The Board Appointed Officers shall inform and support the Board in its work. Further, a BAO shall 1) inform the Board of relevant trends, anticipated adverse media coverage, or material external and internal changes, particularly changes in the assumptions upon which any Board policy has previously been established and 2) report in a timely manner an actual or anticipated noncompliance with any policy of the Board.

Item	IN THIS ISSUE
<u>1</u>	Coyote Creek Native Ecosystem Enhancement Tool (CCNEET) is up and running!
<u>2</u>	Delta Conveyance Project Updates
<u>3</u>	Underground Storage Tank Regulatory Process Educational Opportunity
<u>4</u>	Upgrade of Valley Water's Community Rating System to Class 7
<u>4</u>	Water Management Agreements Executed in July 2020
<u>5</u>	<u>Estremera</u> Provide the Board with the total cost of all liability insurance for the past 20 years. R-20-0006
<u>6</u>	<u>All Directors</u> Staff research and perform a feasibility study responding to the email submitted at the 7/28/20 Board meeting (Handout 2.2-A) that requests that the District look at allowing employees that can to work remotely indefinitely and from anywhere. R-20-0007

1. Coyote Creek Native Ecosystem Enhancement Tool (CCNEET) is up and running!

We are pleased to announce the completion of the Coyote Creek Native Ecosystem Enhancement Tool (CCNEET). CCNEET, a data-driven online planning tool, serves the broad goal of cross-program coordination to improve the ecological condition of Coyote Creek downstream of Anderson Dam. CCNEET was developed to:

- Coordinate resource management, restoration planning, and permitting within Valley Water's programs, projects, maintenance activities, and on-the-ground stewardship actions,
- Support inter-agency management and planning along the whole stream corridor regardless of ownership, and in doing so,
- Facilitate meaningful ecological improvements across multiple projects and funding sources, and
- Support a watershed approach to restoration and climate adaptation planning, project permitting, and mitigation.

CCNEET is intended to facilitate more efficient and effective selection and establishment of appropriate enhancement projects within the Coyote Creek corridor that will encourage natural processes and functions, enhance habitat value, and improve ecological integrity and resilience. CCNEET is a planning-level tool, and as such, all opportunity areas and enhancement actions require more detailed investigations to determine their feasibility. The interactive online tool identifies spatially explicit, physical process, and ecologically based opportunities for improving riparian, wetland, and aquatic habitat conditions. Opportunity areas can be searched and filtered based on one or many locations, objectives, management questions, and enhancement actions.

CCNEET was assembled by the San Francisco Estuary Institute-Aquatic Science Center (SFEI), under its Memorandum of Understanding with Valley Water, and a technical advisory committee of regional ecological resource experts. Representatives of numerous Valley Water units, regulatory agencies, County Parks, City of San Jose, Caltrans, VTA, OSA and VHA participated in stakeholder meetings and provided input. The tool was developed using primarily existing Valley Water data, reports, and information, with funding from four Valley Water programs:

1. Project D2: to help inform and guide habitat enhancement efforts on Coyote Creek with the City of San Jose
2. Project D3: to provide the Stream Corridor Priority Plan for Coyote Creek
3. Project D5: from which much of the ecological condition information for CCNEET was derived
4. OneWater: as the next step in meeting the stewardship objectives and metrics in the Coyote Creek plan

CCNEET is accessible through EcoAtlas, an online ecological resource data hub (<http://neet.ecoatlas.org/>). Once logged in, the user can, among many other things:

- Review conceptual models of reach conditions and basis for enhancement actions along Coyote Creek
- Identify enhancement, restoration, conservation, and mitigation opportunities
- Help plan and improve programs, projects, and activities
- Find detailed citations of key data sources and CCNEET development documentation.

There is an easy-to-access video tour introduction and user guide found online at: <https://www.sfei.org/content/video-tour-coyote-creek-native-ecosystem-enhancement-tool> (with a soundtrack composed by Valley Water's own Brian Mendenhall!) Efforts to maintain and improve CCNEET are ongoing.

For further information, please contact Lisa Bankosh at (408) 630-2618.

2. Delta Conveyance Project Updates

On August 6, 2020, the Department of Water Resources (DWR) filed a "validation action" with the Sacramento County Superior Court regarding DWR's authority to, among other things, issue revenue bonds to finance the planning, design, construction and other capital costs of the proposed Delta Conveyance Project. The validation action will confirm DWR's authority to use revenue bonds to fund the project and is necessary to provide the requisite assurance to the financial community for the sale of Delta Conveyance Project revenue bonds.

More information can be found at the following website: <https://water.ca.gov/Programs/State-Water-Project/Delta-Conveyance/Public-Engagement> under the "Validation" link.

For further information, please contact Jerry De La Piedra at (408) 630-2257.

3. Underground Storage Tank Regulatory Process Educational Opportunity

Valley Water owns and operates multiple underground storage tanks (5) located at three Valley Water facilities. To gain a better understanding of the various components that make up an underground storage tank (UST) system, Valley Water reached out to local regulatory staff within the Santa Clara County Fire Department. Santa Clara County Fire Department arranged for Valley Water to shadow them at a UST inspection at a local retail gasoline station that is currently undergoing facility upgrades.

At the UST inspection, Valley Water staff were exposed to the in-depth process that facility owners, and regulatory agencies, must go through in order to perform modifications to an underground storage tank. Valley Water staff were able to review all documents related to the modification that the Santa Clara County Fire Department requires local gas stations to submit before the start of the work. Documents reviewed included the permit application which outlines the scope of work, testing and permit conditions, equipment specifications, and maps and diagrams. While on-site, Valley Water staff were able to observe first-hand the open excavation and exposed UST components, as well as the collection of soil samples used to determine if any environmental impact (leak) had occurred, and Valley Water staff were able to witness the pressure testing of the newly installed UST piping. The shadowing opportunity provided Valley Water with a valuable learning experience.

For further information, please contact Tina Yoke at (408) 630-2385.

4. Upgrade of Valley Water's Community Rating System to Class 7

On August 6, 2019, Valley Water's Community Rating System (CRS) program received a 5-year verification visit with FEMA CRS consultants. The results of that visit were released to Valley Water on July 2, 2020, and the CRS program rating was upgraded from a Class 8 to a Class 7. This upgrade may result in larger discounts on flood insurance premiums for Santa Clara County residents.

CRS is a program under FEMA's National Flood Insurance Program that encourages communities to take actions to improve flood protection in exchange for discounts on flood insurance policies. Each enrolled community earns a CRS class rating based on the extent of their conforming activities. Each of the activities has a different point rating and the total number of points earns the class rating. CRS communities are rated from 1-9, with Class 1 as the highest rating. A Class 8 rating yields a 10% savings on premiums and each additional 500 points earns a lower class with an additional 5% discount, so a Class 7 rating would yield a 15% discount.

Valley Water is not a land use agency; therefore, it is enrolled in the CRS program as a "fictitious community". Under this unique arrangement, Valley Water activities can be counted toward the class ratings of each enrolled CRS community in the county and provide CRS points to build upon for flood insurance discounts. Valley Water has made participation easy, by pre-qualifying all cities and towns in the county with credits for Valley Water's county-wide activities. This saves significant staff time for each of the local CRS communities as they prepare for their annual evaluations, including during their 5-year verification visits.

Valley Water now has a score of 1,846 points and a Class 7 rating. These points can be applied by each enrolled community when they have their 5-year verification visit.

The table below lists the current class for each community:

Community	Class	% Discount in Flood Zone
Cupertino	7	15
Gilroy	8	10
Los Altos	8	10
Milpitas	7	15
Morgan Hill	7	15
Mountain View	7	15
Palo Alto	6	20
San Jose	7	15
Santa Clara	7	15
Sunnyvale	7	15
Valley Water	7	NA

Class changes only occur at 500-point steps; therefore, Valley Water points might not impact a community’s individual class rating. If a class change does occur, the savings on insurance premiums could range from \$60-\$100 per year, depending upon the base premium. Lower valued homes have lower premiums and higher valued homes have higher premiums.

Activities that qualify for CRS points fall into a wide range of categories. For instance, flood preparedness outreach, emergency response, surveying, stormwater management and community project review activities all contribute to Valley Water’s CRS rating.

For further information, please contact Marta Lugo at (408) 630-2237.

5. Water Management Agreements Executed in July 2020

Pursuant to EL-5.1.6 and EL-5.3.3 (Executive Limitations governance policies), the CEO is required to inform the Board on a timely basis when imported water management agreements are executed. Water Utility Enterprise had one agreement executed in July 2020; it is summarized below.

July 27, 2020 - Department of Water Resources (DWR) Conveyance Agreement (Agreement #A4383W) provides DWR’s approval to convey of up to 15,000 acre-feet of supplemental imported water supplies to Valley Water. These supplies were originally purchased from the Merced Irrigation District under a separate agreement in 2018 and are expected to be delivered between July 2020 and September 2020. Under the Conveyance Agreement, Valley Water will be responsible for the cost of energy required to pump the water to its service area, which is approximately \$72 per acre-foot.

For further information, please contact Jerry De La Piedra at (408) 630-2257.

6. **Estremera**

**Provide the Board with the total cost of all liability insurance for the past 20 years.
R-20-0006**

In response to BMR-20-0006 requested by Director Estremera on July 28, 2020, a memo from David Cahen, Risk Manager, to the Board of Directors and PFFC, dated August 7, 2020, providing costs for Self-Insured Insurance for policy years 1996-1997 to 2020-2021 was submitted in the August 14, 2020 Non-Agenda.

For further information, please contact David Cahen at (408) 630-2213.

7. **All Directors**

**Staff research and perform a feasibility study responding to the email submitted at the 7/28/20 Board meeting (Handout 2.2-A) that requests that the District look at allowing employees that can to work remotely indefinitely and from anywhere.
R-20-0007**

The Novel Coronavirus (COVID-19) pandemic is an ongoing public health emergency. Valley Water declared a state of emergency with our EOC activated at our highest level. The emergency response has been in place for 5 months and continues with no known conclusion of the tenure of the emergency.

Teleworking has been an essential component towards ensuring maintaining the safety of Valley Water staff while concurrently minimizing exposure risk to the COVID-19 virus. Currently, two-thirds of the Valley Water workforce telework daily. Valley Water recognizes the need to address longer term strategies for continuing flexible work options as we enter our sixth month under federal, state and local public health orders. To that end, a Valley Water-wide cross-functional working group has been established to evaluate and prepare an Interim Teleworking Policy applicable for the duration of the COVID-19 emergency. It is anticipated that the Interim Teleworking Policy can then be utilized as the foundation for a future, revised Teleworking Policy post COVID-19.

Currently, Valley Water does not have any requirement for employees to live locally within Santa Clara County. As much as half of Valley Water's workforce lives outside Santa Clara County. All Valley Water employees are classified as Disaster Service Workers who may be required to assist during an emergency response. The newly formed Interim Teleworking Group will make a recommendation on the reasonable distance an employee could live away from Valley Water facilities that would still enable their ability to assist the agency in a Disaster Service Worker role. The Interim Working Group's recommendation on maximum distance an employee would be allowed to live from Valley Water facilities and the broader Interim Teleworking Policy will be subject to meet & confer with the bargaining groups. The Board will be provided updates on the Interim Teleworking Group's progress.

For further information, please contact Tina Yoke at (408) 630-2385.

A monthly assessment of trends in water supply and use for Santa Clara County, California

Outlook as of August 1, 2020

We began calendar year 2020 with groundwater storage well within Stage 1 (Normal) of the Water Shortage Contingency Plan of Valley Water. Despite well below-normal local rainfall and statewide snow pack, end of year groundwater storage for 2020 is projected to be well within Stage 1.

Weather

Rainfall in San Jose:

- Month of July, City of San Jose = 0.00 inch
- Month of July, San Jose average daily high temperature = 81.6 degrees Fahrenheit

Local Reservoirs

- Total August 1 storage = 56,423 acre-feet
 - » 62% of 20-year average for that date
 - » 34% of total unrestricted capacity
 - » 51% of restricted capacity (166,266 acre-feet total storage capacity limited by seismic restrictions to 111,421 acre-feet)
- Approximately 870 acre-feet of imported water delivered into Calero Reservoir during July 2020
- Approximately 3,230 acre-feet of water released from Anderson Reservoir during July 2020. Since the Federal Energy Regulatory Commission order to drawdown Anderson Reservoir was issued on February 20, 2020, cumulative release from Anderson is approximately 4,730 acre-feet. Majority of released water was used for groundwater recharge and delivery to water treatment plants (based on preliminary hydrologic data)
- Total estimated releases to streams (local and imported water) during July was 6,850 acre-feet (based on preliminary hydrologic data)

Treated Water

- Above average demands of 12,254 acre-feet delivered in July
- This total is 102% of the five-year average for the month of July
- Year-to-date deliveries = 55,580 acre-feet or 101% of the five-year average

Groundwater

- Groundwater conditions are good. Total storage at the end of 2020 is projected to be in Stage 1 (Normal) of Valley Water's Water Shortage Contingency Plan.

	Santa Clara Subbasin		Llagas Subbasin
	Santa Clara Plain	Coyote Valley	
July managed recharge estimate (AF)	4,400	1,550	2,900
January to July managed recharge estimate (AF)	26,400	7,800	9,600
January to July managed recharge, % of 5-year average	83%	90%	88%
June pumping estimate (AF)	8,250	1,300	3,100
January to June pumping estimate (AF)	37,450	5,500	16,100
January to June pumping, % of 5-year average	134%	108%	103%
Current index groundwater levels compared to last July	Lower	Lower	Lower

AF = acre-feet

Imported Water

- Current 2020 State Water Project (SWP) and Central Valley Project (CVP) allocations:
 - » 2020 SWP allocation of 20%, which provides 20,000 acre-feet to Valley Water
 - » 2020 South-of-Delta CVP allocations are 70% for M&I and 20% for Agriculture, which provide 97,620 acre-feet to Valley Water
- Statewide reservoir storage information, as of August 2, 2020:
 - » Shasta Reservoir at 58% of capacity (83% of average for this date)
 - » Oroville Reservoir at 53% of capacity (73% of average for this date)
 - » San Luis Reservoir at 47% of capacity (97% of average for this date)
- Valley Water's Semitropic groundwater bank reserves are at 98% of capacity, or 344,662 acre-feet, as of June 30, 2020
- Estimated SFPUC deliveries to Santa Clara County:
 - » Month of June = 4,376 acre-feet
 - » 2020 total to date = 18,046 acre-feet
 - » Five-year annual average = 48,700 acre-feet
- Board Governance Policy No. EL-5.3.3 includes keeping the Board informed of imported water management activities on an ongoing basis. One imported water agreement has been executed under EL-5.3.3 since the last Water Tracker update

Conserved Water

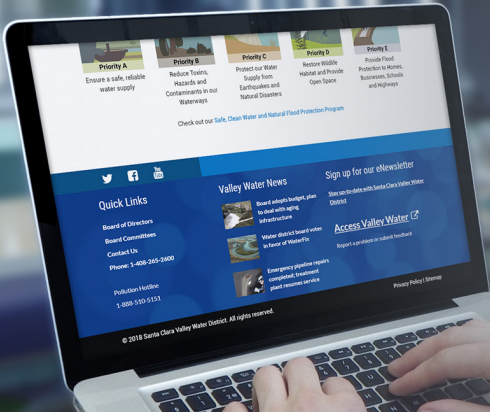
- Saved 73,500 acre-feet in FY19 from long-term program (baseline year is 1992). This will be updated in August for FY20
- Long-term program goal is to save nearly 100,000 acre-feet by 2030 and 110,000 acre-feet by 2040
- The Board continues its call for a 20% reduction and a limit of three days per week for irrigation of ornamental landscape with potable water
- Through June, achieved a 17% reduction in water use in calendar year 2020, compared to 2013

Recycled Water

- Estimated July 2020 production = 2,255 acre-feet
- Estimated year-to-date through July = 9,167 acre-feet or 90% of the five-year average
- Silicon Valley Advanced Water Purification Center produced an estimated 1.5 billion gallons (4,568 acre-feet) of purified water in 2019. Since the beginning of 2020, about 4,328 acre-feet of purified water has been produced. The purified water is blended with existing tertiary recycled water for South Bay Water Recycling Program customers



Alternative Sources

- As of December 10, 2019, Valley Water's wastewater contract right from Palo Alto/Mountain View remains at 10,000 acre-feet/year




CONTACT US

For more information, contact **Customer Relations** at **(408) 630-2880**, or visit our website at valleywater.org and use our **Access Valley Water** customer request and information system. With three easy steps, you can use this service to find out the latest information on district projects or to submit questions, complaints or compliments directly to a district staff person.



Follow us on:



[/scvwd](https://www.facebook.com/scvwd) [/valleywater](https://twitter.com/valleywater) [/valleywater](https://www.youtube.com/valleywater)

10

BOARD MEMBER REQUESTS and Informational Items

Report Name: Board Member Requests

Request	Request Date	Director	BAO/Chief	Staff	Description	20 Days Due Date	Expected Completion Date	Disposition
R-20-0006	07/28/20	All	Yamamoto	Cahen Dennis	Provide the Board with the total cost of all liability insurance for the past 20 years. (Closed Session Request)	08/18/20		
R-20-0007	07/28/20	All	Yoke	Noriega	Staff research and perform a feasibility study responding to the email submitted at the 7/28/20 Board meeting (Handout 2.2-A) that requests that the District look at allowing employees that can to work remotely indefinitely and from anywhere.	08/18/20		

**MEMORANDUM**

FC 14 (08-21-19)

TO: Board of Directors and PFFC**FROM:** David Cahen**SUBJECT:** BMR-20-0006**DATE:** August 7, 2020

Attached please find two spreadsheets responsive to the above BMR-20-0006. The first spreadsheet, titled "Liability Insurance Policies 1996-2011 with Premiums" shows insurance coverage by policy year, including the premium paid for the policy. Please note, the flood occurred in the 2016-2017 policy year. During that year, the District retained the first \$2,000,000 of risk in a Self-Insured Retention ("SIR"). Argonaut Insurance Company maintained the next \$10,000,000 of risk above the \$2,000,000 SIR. Great American Assurance Company retained the next \$25,000,000 of risk above Argonaut's \$10,000,000. Finally, Arch Insurance Company retained the final \$15,000,000 of risk over the \$35,000,000 below it.

The second spreadsheet, titled "Total Liability Insurance Premiums Paid by Insurer with Presidents Day Matter Highlighted" shows two columns. The column on the left shows the total premium paid to all insurers over the course of the program, broken down by insurer in alphabetical order. The column on the right shows the total premiums paid by the insurers involved in the Presidents Day Matter over the course of the entire time they were on the District's program.

DocuSigned by:

David Cahen

3BB76B20CBE4482

David Cahen
Risk Manager

Attachments (2)

Valley Water Liability Insurance Premiums
Policy Years: 1996-1997 to 2020-2021

Policy Year	Layer	Insurer	Premium
1996-1997	\$25MM xs \$2MM Self-Insured Retention (SIR)	National Union Fire Insurance Co.	\$ 177,360
1996-1997	\$15MM xs \$25MM	Transamerica Insurance Co.	\$ 30,000
		Total	\$ 207,360
1997-1998	\$40MM xs \$2MM SIR	National Union Fire Insurance Co.	\$ 235,000
		Total	\$ 235,000
1998-1999	\$40MM xs \$2MM SIR	USAIG Insurance, New York, NY	\$230,000.00
		Total	\$230,000.00
1999-2000	\$40MM xs \$2MM SIR	American International Underwriters	\$230,000.00
		Total	\$230,000.00
2000-2001	\$40MM xs \$2MM SIR	American International Underwriters	\$235,000.00
		Total	\$235,000.00
2001-2002	\$25MM xs \$2MM SIR	Specialty National Insurance Company	\$155,200.00
2001-2002	\$15MM xs \$25MM	Lumberman's Mutual Insurance Company	\$60,000.00
		Total	\$215,200.00
2002-2003	\$6.5MM xs \$2MM SIR	Specialty National Insurance Company	\$120,400.00
2002-2003	\$10MM xs \$8.5MM	Insurance Company of the State of Penn.	\$132,500.00
2002-2003	\$23.5MM xs \$16.5MM	Lexington Insurance Co	\$88,970.53
		Total	\$341,870.53
2003-2004	\$15MM xs \$2MM SIR	Insurance Company of the State of Penn.	unk
2003-2004	\$10MM xs \$15MM	Lexington Insurance Co (AIG)	unk
2003-2004	\$15MM xs \$25MM	New Markets (AIG)	unk
		Total	unk
2004-2005	\$15MM xs \$2MM SIR	Insurance Company of the State of Penn.	\$262,522.00
2004-2005	\$25MM xs \$15MM	Lexington Insurance Co	\$203,224.22
		Total	\$465,746.22
2005-2006	\$15MM xs \$2MM SIR	Insurance Company of the State of Penn.	\$248,949.00
2005-2006	\$25MM xs \$15MM	Lexington Insurance Company	\$205,005.68
2005-2006	\$10MM xs \$40MM	St. Paul Surplus Lines	\$41,290.00
		Total	\$495,244.68

Valley Water Liability Insurance Premiums
Policy Years: 1996-1997 to 2020-2021

Policy Year	Layer	Insurer	Premium
2006-2007	\$15MM xs \$2MM SIR	C.V.Starr	\$248,989.00
2006-2007	\$25MM xs \$15MM	Lexington Insurance Company	\$204,907.00
2006-2007	\$10MM xs \$40MM	Endurance Insurance Co.	\$41,270.00
		Total	\$495,166.00
2007-2008	\$15MM xs \$2MM SIR	The Insurance Company of the State of Penn (AIG)	\$200,321.00
2007-2008	\$25MM xs \$15MM	Great American Insurance Company	\$90,000.00
2007-2008	\$10MM xs \$40MM	North American Specialty Insurance Company	\$37,800.00
		Total	\$328,121.00
2008-2009	\$15MM xs \$2MM SIR	The Insurance Company of the State of Penn (AIG)	\$198,451.00
2008-2009	\$25MM xs \$15MM	Great American Assurance Company	\$88,000.00
2008-2009	\$10MM xs \$40MM	American Merchant Casualty Company	\$36,750.00
		Total	\$323,201.00
2009-2010	\$15MM xs \$2MM SIR	The Insurance Company of the State of Penn (AIG)	\$208,373.00
2009-2010	\$25MM xs \$15MM	Great American Assurance Company	\$93,000.00
2009-2010	\$10MM xs \$40MM	American Merchant Casualty Company	\$38,641.00
		Total	\$340,014.00
2010-2011	\$15MM xs \$2MM SIR	The Insurance Company of the State of Penn (AIG)	\$218,232.00
2010-2011	\$25MM xs \$15MM	Great American Assurance Company	\$93,000.00
2010-2011	\$10MM xs \$40MM	American Merchant Casualty Company	\$30,000.00
		Total	\$341,232.00
2011-2012	\$10MM xs \$2MM SIR	Argonaut Insurance Company	\$131,809.00
2011-2012	\$25MM xs \$10MM	Great American Assurance Company	\$107,500.00
2011-2012	\$15MM xs \$35MM	Arch Insurance Company	\$30,000.00
		Total	\$269,309.00
2012-2013	\$10MM xs \$2MM SIR	Argonaut Insurance Company	\$131,846.00
2012-2013	\$25MM xs \$10MM	Great American Assurance Company	\$107,500.00
2012-2013	\$15MM xs \$35MM	Arch Insurance Company	\$30,000.00
		Total	\$269,346.00

Valley Water Liability Insurance Premiums
Policy Years: 1996-1997 to 2020-2021

Policy Year	Layer	Insurer	Premium
2013-2014	\$10MM xs \$2MM SIR	Argonaut Insurance Company	\$131,825.00
2013-2014	\$25MM xs \$10MM	Great American Assurance Company	\$107,500.00
2013-2014	\$15MM xs \$35MM	Arch Insurance Company	\$30,000.00
		Total	\$269,325.00
2014-2015	\$10MM xs \$2MM SIR	Argonaut Insurance Company	\$118,744.00
2014-2015	\$25MM xs \$10MM	Great American Assurance Company	\$102,500.00
2014-2015	\$15MM xs \$35MM	Arch Insurance Company	\$28,500.00
		Total	\$249,744.00
2015-2016	\$10MM xs \$2MM SIR	Argonaut Insurance Company	\$118,750.00
2015-2016	\$25MM xs \$10MM	Great American Assurance Company	\$102,500.00
2015-2016	\$15MM xs \$35MM	Arch Insurance Company	\$28,000.00
		Total	\$249,250.00
2016-2017	\$10MM xs \$2MM SIR	Argonaut Insurance Company	\$116,748.00
2016-2017	\$25MM xs \$10MM	Great American Assurance Company	\$100,000.00
2016-2017	\$15MM xs \$35MM	Arch Insurance Company	\$28,080.00
		Total	\$244,828.00
2017-2018	\$10MM xs \$2MM SIR	Argonaut Insurance Company	\$124,752.00
2017-2018	\$25MM xs \$10MM	Great American Assurance Company	\$100,000.00
2017-2018	\$15MM xs \$35MM	American Fire and Casualty	\$28,782.00
		Total	\$253,534.00
2018-2019	\$10MM xs \$2MM SIR	Argonaut Insurance Company	\$134,788.00
2018-2019	\$25MM xs \$10MM	Great American Assurance Company	\$105,000.00
2018-2019	\$15MM xs \$35MM	American Fire and Casualty	\$28,780.00
		Total	\$268,568.00
2019-2020	\$10MM xs \$2MM SIR	Argonaut Insurance Company	\$143,260.00
2019-2020	\$15MM xs \$10MM	Great American Assurance Company	\$75,000.00
2019-2020	\$25MM xs \$25MM	Berkley National Insurance Company	\$70,700.00
		Total	\$288,960.00

Valley Water Liability Insurance Premiums
Policy Years: 1996-1997 to 2020-2021

Policy Year	Layer	Insurer	Premium
2020-2021	\$10MM xs \$2MM SIR	Allied World Assurance Company	\$160,015.00
2020-2021	\$10MM xs \$10MM	HDI Global Specialty US	\$93,794.00
2020-2021	\$15MM xs \$20MM	Great American Assurance Company	\$105,000.00
2020-2021	\$15MM xs \$35MM	Berkley National Insurance Company	\$70,000.00
		Total	\$428,809.00

revised: 08.06.20
Reference BMR-20-0006

Valley Water Liability Insurance Premiums	
Policy Years: 1996-1997 to 2020-2021	
Individual Insurers	Individual Insurers Total
Allied World Assurance Company	\$160,015.00
American Fire and Casualty	\$57,562.00
American International Underwriters	\$465,000.00
American Merchant Casualty Company	\$105,391.00
Arch Insurance Company*	\$174,580.00
Argonaut Insurance Company*	\$1,152,522.00
Berkley National Insurance Company	\$140,700.00
C.V.Starr	\$248,989.00
Endurance Insurance Co.	\$41,270.00
Great American Insurance Company*	\$1,376,500.00
HDI Global Specialty US	\$93,794.00
Lexington Insurance Company	\$702,107.43
Lumberman's Mutual Insurance Company	\$60,000.00
National Union Fire Insurance Co.	\$412,360.00
North American Specialty Insurance Company	\$37,800.00
Specialty National Insurance Company	\$275,600.00
St. Paul Surplus Lines	\$41,290.00
The Insurance Company of the State of Penn (AIG)	\$1,469,348.00
Transamerica Insurance Co.	\$30,000.00
USAIG Insurance, New York, NY	\$230,000.00
TOTAL All Insurers	\$7,274,828.43
NOTE: * Insurers Involved in 2017 Presidents' Day Flood Matter (in bold)	

2017 Presidents' Day Flood Matter	
Insurers - All Years Paid	
Individual Insurers	Premium Total
Arch Insurance Company	\$174,580.00
Argonaut Insurance Company	\$1,152,522.00
Great American Insurance Company	\$1,376,500.00
TOTAL	\$2,703,602.00

revised: 08.05.20

Reference BMR-20-0006