



SANTA CLARA VALLEY WATER DISTRICT

NON-AGENDA

December 27, 2019

Board Policy EL-7 Communication and Support to the Board
The BAOs shall inform and support the Board in its work.

Page **CEO BULLETIN & NEWSLETTERS**

3 CEO Bulletin: 12/20/19 – 12/26/19

BOARD MEMBER REQUESTS & INFORMATIONAL ITEMS

5 **BMR/IBMR Weekly Reports:** 12/26/19

INCOMING BOARD CORRESPONDENCE

Board Correspondence Weekly Report: No Outstanding Items

13 Memo from Darin Taylor, Chief Financial Officer, to Board of Directors, dated December 20, 2019, regarding Summary of Monthly Report of Investments, November 2019.

35 Memo from Nina Hawk, Chief Operating Officer, Water Utilities, to Norma Camacho, Chief Executive Officer, dated December 23, 2019, regarding Emergency Declaration to Repair Almaden Valley Pipeline, pursuant to Public Contract Code § 22050.

OUTGOING BOARD CORRESPONDENCE

39 Letter from District 7 Director G. Kremen, to Marina Lipkind, Los Altos resident, dated December 23, 2019, responding to request for Valley Water relinquishment of land rights (Board Correspondence No. C-19-0275)

This page intentionally left blank.

CEO BULLETIN

This page intentionally left blank.

CEO BULLETIN



To: Board of Directors
From: Norma J. Camacho, CEO

Week of December 20, 2019 – December 26, 2019

Board Executive Limitation Policy EL-7:

The Board Appointed Officers shall inform and support the Board in its work. Further, a BAO shall 1) inform the Board of relevant trends, anticipated adverse media coverage, or material external and internal changes, particularly changes in the assumptions upon which any Board policy has previously been established and 2) report in a timely manner an actual or anticipated noncompliance with any policy of the Board.

Item	IN THIS ISSUE
<u>1</u>	Almaden Lake Improvement Project - Release of Draft Environmental Impact Report
<u>2</u>	Bureau of Reclamation Releases Final Environmental Impact Statement for Long-Term Operations of the Central Valley Project and State Water Project
<u>3</u>	Valley Water to Explore Battery Storage Systems to Increase Resiliency
<u>4</u>	Hsueh Response to Director Hsueh question regarding expanding the Water 101 Ambassador Program to increase from three to five ambassadors per District. I-19-0023

1. Almaden Lake Improvement Project - Release of Draft Environmental Impact Report

Valley Water has released a draft Environmental Impact Report (EIR) on the Almaden Lake Improvement Project for a 45-day public review from December 13, 2019 through January 27, 2020. The draft EIR can be viewed using this link to Valley Water's web page:

<https://www.valleywater.org/project-updates/almaden-lake-improvement-project>

A public meeting will be held on January 8, 2020 in the Valley Water Headquarters Board Room to discuss the draft EIR and solicit public comments. A final EIR is planned to go to the Valley Water Board to adopt a resolution certifying the final EIR by summer 2020.

For further information, please contact Ngoc Nguyen at (408) 630-2632.

2. Bureau of Reclamation Releases Final Environmental Impact Statement for Long-Term Operations of the Central Valley Project and State Water Project

On December 19, 2019, the U.S. Bureau of Reclamation released their final Environmental Impact Statement (EIS) for long-term operations of the Central Valley Project and State Water Project under the new biological opinions that were issued by the U.S. Fish and Wildlife Service and National Marine Fisheries Service in October of 2019.

The final EIS is posted at the following website:

https://www.usbr.gov/mp/nepa/nepa_project_details.php?Project_ID=39181

Under the National Environmental Policy Act, Reclamation cannot issue a Record of Decision and begin operating to the new biological opinions for at least 30-days from release of the final EIS, or no earlier than January 21, 2020. As a Cooperating Agency, Valley Water reviewed and provided comments jointly with the State Water Contractors on the draft EIS that was released for a 45-day public review period in July 2019. The State Water Contractors comments were aimed at improving the technical analysis presented in the draft EIS and clarifying the description of alternatives. Valley Water will work with the State Water Contractors to assess whether the comments were addressed sufficiently.

For further information, please contact Garth Hall at (408) 630-2750.

3. Valley Water to Explore Battery Storage Systems to Increase Resiliency

In response to the recent Pacific Gas and Electric (PG&E) Power Safety Power Shutoff (PSPS) events, Valley Water is evaluating a recent California Public Utilities Commission (CPUC) decision to expand an existing Self-Generation Incentive Program (SGIP) by establishing an Equity Resiliency Budget designed to provide rebates for battery storage systems installed for critical customers located in high fire-threat districts.

Valley Water estimates that 10-20 remote sites, including critical reservoir sites, could qualify for the SGIP Equity Resiliency Budget to fully, or nearly fully subsidize the installation of a battery storage system and help the sites stay operational during a PSPS event. Valley Water is working with Pacific Gas and Electric (PG&E) to confirm site eligibility, system requirements, and the anticipated development schedule for the application process.

For further information, please contact Bhavani Yerrapotu at (408) 630-2735.

4. Hsueh

Response to Director Hsueh question regarding expanding the Water 101 Ambassador Program to increase from three to five ambassadors per District. I-19-0023

In response to Director Hsueh's question, Valley Water staff did consider possibly expanding the program to include four ambassadors per district, however, during the recruitment process, there were challenges in soliciting an adequate number of applicants for some districts. With three ambassadors per district, we can ensure that each district is represented equally by highly qualified ambassadors. Having a smaller cohort ensures that sessions remain engaging, informative and "close-knit", creating a holistic and inclusive learning environment. Valley Water recommends maintaining the level of three candidates for this year.

For further information, please contact Rick Callender at (408) 630-2017.

BOARD MEMBER REQUESTS and Informational Items

This page intentionally left blank.

Report Name: Board Member Requests

Request	Request Date	Director	BAO/Chief	Staff	Description	20 Days Due Date	Expected Completion Date	Disposition
I-19-0020	11/07/19	Varela	Hawk	Jacobson Kao	At the November 7, 2019 San Luis & Delta-Mendota Water Authority meeting Director Varela asked for a rate impact analysis of the San Luis Transmission Project, and for the potential impact on the benefit-cost analysis due to the pending Federal Energy Regulatory Commission's Order 841.	12/09/19	12/30/2019	12/05/19 CEO Bulletin: Staff requested additional time based on information being provided by outside agency. Response time extended to 12/30/19.
I-19-0021	11/20/19	Kremen	Hawk	Baker	From the SFPUC Intertie tour, Director Kremen is requesting the following information: Where it would make sense to add other system interties, Capacity Analysis related to SFPUC/BAWSCA's request to move Los Vaqueros Expansion water through Valley Water's system; any analysis on adding solar panels at the facility, or additional fuel storage, potential for using the site as a backup SCADA control center to operate the water treatment plants, and, Security needs and if this was addressed in a recent security assessment.	12/10/19	12/20/2019	11/20/19 Information Only: Erin Baker sent email regarding due date for request from Director due from Dec 10 to Dec 20. Email is attached.
I-19-0022	12/16/19	Kremen	Callender	Hoang	Provide Director Kremen with all District 7 Access Valley Water comments for the last 24 month.	01/05/20		
I-19-0023	12/18/19	Hsueh	Callender	Tran	Director Hsueh has asked staff to consider expanding the Water 101 Ambassador program. For example increase to five	01/07/20		

Report Name: Board Member Requests

Request	Request Date	Director	BAO/Chief	Staff	Description	20 Days Due Date	Expected Completion Date	Disposition
					ambassadors per District.			
I-19-0024	12/20/19	Kremen	Hawk	Yerrapotu	What has been the all in cost of water/acre-foot from our recycling plant in the last 12 and 24 months? Please show calculations including cost on bonds, final capital costs, all O&M, membrane reserve etc? What is the name plate rating on water production and what have we produced in the last 12 and 24 months?	01/09/20		
I-19-0025	12/20/19	Lezotte Santos	Yoke	Gordon	Chairperson LeZotte and Director Santos requested that staff investigate SJPD's non-response to a 12/20/19 traffic incident adjacent to the PWTP, and provide the Board written information on how such an incident should have been addressed, given its proximity to the WTP.	01/12/20		
R-19-0014	11/12/19	Varela	Camacho	Chinte	Director Varela requesting the CEO provide a report to the Directors via one-on-one meetings or confidential memo on the cancellation of the October 28, 2019 Joint SCVWD/Morgan Hill/Gilroy Board/Council meeting.	12/04/19		
R-19-0015	11/26/19	Lezotte	King	Meredith	Chair LeZotte is requesting staff provide the purpose and scope of the board Audit Committee and process that is used to add items	12/23/19		

Report Name: Board Member Requests

Request	Request Date	Director	BAO/Chief	Staff	Description	20 Days Due Date	Expected Completion Date	Disposition
					on committee workplans.			
R-19-0016	11/26/19	Keegan	Richardson	Nguyen	Director Keegan is requesting a comprehensive lessons learned on Permanente Creek Flood Protection Project when complete; and share with Board.	12/23/19		
R-19-0017	12/17/19	Keegan	Richardson	Tippets	Provide Board with Access Valley Water comments received on stream maintenance sorted by improved and unimproved channels.	01/07/20		

Report Name: Correspondence (open)

Correspond No	Rec'd By District	Rec'd By COB	Letter To	Letter From	Description	Disposition	BAO/ Chief	Staff	Draft Response Due Date	Draft Response Submitted	Writer Ack. Sent	Final Response Due Date
C-19-0277	12/16/19	12/16/19	All	DHRUV KHANNA	Emails between Dhruv Khanna, Rick Callender and Tim Chiala dated 12/13/19 and 12/16/19 regarding the 12/16 Agricultural Committee meeting.	Noted and Filed			12/24/19		n/a	12/30/19

INCOMING BOARD CORRESPONDENCE

This page intentionally left blank.


TO: Board of Directors**FROM:** Darin Taylor,
Chief Financial Officer**SUBJECT:** Summary of Monthly Report of Investments,
November 2019**DATE:** December 20, 2019

In accordance with the Santa Clara Valley Water District Board (Valley Water) Investment policy, staff provides a detailed investment report to the Board of Directors on a quarterly basis. In addition to the quarterly investment report, Government Code section 53607 requires the Treasurer of the local agency who has been delegated with the authority to invest funds to provide a monthly report of the investment transactions to the legislative body. This report is provided to the Board in compliance with Government Code section 53607 and Executive Limitation-4 Financial Management.

Attached is the report of investments for the month of November 2019. All investments were in compliance with the Investment Policy and performed on par with Valley Water's benchmark yield. The attached report includes a summary of the portfolio holdings, details of each security in the portfolio and an investment activity summary with comparisons to the previous 12 months. The following are highlights of the investment activities for the month:

- The book value of Valley Water's portfolio as of November 30, 2019, was \$614 million.
- Valley Water's portfolio is invested with a primary goal of safety. To accomplish this goal, we only invest in securities that are permitted by California Government Code and the Board Investment Policy. These securities have high credit ratings and maturities of no more than 5 years. As of November 30, 2019, approximately 76% of the portfolio was held in US Government Treasury/Agency/Municipal Bonds, 15% was held in liquid funds (Local Area Investment Fund/money market mutual fund), and 9% in supranational/corporate medium-term notes.
- The portfolio had a yield-to-maturity of 2.14% for the month of November 2019. This is 0.11% below Valley Water's benchmark, the 24-month floating average of the 2-year Treasury note, which was 2.25%.
- Valley Water's portfolio is reviewed every month for compliance with the Investment Policy. All investments were in compliance for the reporting period.
- California Government Code requires that a public entity structure its portfolio so that it, at minimum, can meet expenditures for the next six months. The investment portfolio has been structured to ensure that sufficient monies will be available to cover anticipated expenditures in the coming six months.

If you have any questions regarding the Investment Report, please contact Darin Taylor, Chief Financial Officer, at 408-630-3068.



Darin Taylor
Chief Financial Officer

Attachment: Monthly Report of Investments for November 2019




**Santa Clara Valley Water Dist.
Portfolio Management
Portfolio Summary
November 30, 2019**


SANTA CLARA VALLEY WATER
5750 Almaden Expressway
San Jose, San Jose, Ca 951
(408)265-2607

Investments	Par Value	Market Value	Book Value	% of Portfolio	YTM 365 Equiv.	Term	Days to Maturity
Treasury Securities - Coupon	20,000,000.00	20,094,533.00	19,965,215.50	3.25	2.090	1,053	688
Federal Agency Issues - Coupon	381,814,000.00	385,606,536.09	382,823,297.20	62.37	2.168	1,212	706
Negotiable CD's - Interest Bearing	1,200,000.00	1,214,909.28	1,200,000.00	0.20	2.699	833	371
LAIF	62,451,217.78	62,451,217.78	62,451,217.78	10.17	2.450	1	1
Medium Term Notes	18,003,000.00	18,205,307.93	17,813,299.64	2.90	2.631	1,402	856
Money Market Account	29,699,076.91	29,699,076.91	29,699,076.91	4.84	0.050	1	1
TimeCD_Deposit Account	21,716,892.72	21,716,892.72	21,716,892.72	3.54	2.368	1	1
Supranational	15,000,000.00	15,173,928.95	14,956,762.11	2.44	2.440	1,297	672
Municipal Bonds	63,194,051.43	63,876,485.88	63,204,648.66	10.30	2.370	1,394	1,051
Investments	613,078,238.84	618,038,888.54	613,830,410.52	100.00%	2.140	1,008	613

Total Earnings	November 30 Month Ending	Fiscal Year To Date
Current Year	1,233,589.40	6,017,085.23
Average Daily Balance	622,840,605.61	632,875,668.51
Effective Rate of Return	2.41%	2.27%

Current market pricing is updated at the end of each month from data provided by Interactive Data, a securities pricing service.


 Charlene Sun
 Treasury/Debt Officer
 Date 12/20/19


 Darin Taylor, Chief Financial Officer
 Date 12/20/19

Reporting period 11/01/2019-11/30/2019

Run Date: 12/12/2019 - 14:07

**Santa Clara Valley Water Dist.
Portfolio Management
Activity Summary
November 2018 through November 2019**

Month End	Year	Number of Securities	Total Invested	Yield to Maturity		Managed Pool Rate	Number of Investments Purchased	Number of Investments Redeemed	Average Term	Average Days to Maturity
				360 Equivalent	365 Equivalent					
November	2018	167	563,636,142.61	1.933	1.959	2.160	2	4	1,042	644
December	2018	177	578,467,963.19	2.031	2.059	2.160	14	9	1,053	690
January	2019	183	604,085,951.21	2.088	2.117	2.400	15	1	1,066	695
February	2019	197	616,976,647.15	2.108	2.137	2.400	15	5	1,070	698
March	2019	201	609,566,995.49	2.148	2.178	2.400	9	9	1,083	703
April	2019	203	625,347,308.99	2.129	2.158	2.550	11	7	1,052	676
May	2019	203	594,300,119.11	2.140	2.170	2.550	7	14	1,044	674
June	2019	206	657,570,588.96	2.127	2.157	2.550	16	7	1,025	678
July	2019	203	647,733,919.74	2.132	2.161	2.570	5	5	1,035	675
August	2019	199	635,062,520.39	2.183	2.213	2.570	2	2	1,050	664
September	2019	203	626,255,918.57	2.123	2.153	2.570	6	10	1,022	628
October	2019	201	626,726,602.80	2.103	2.132	2.450	8	7	998	597
November	2019	206	613,830,410.52	2.111	2.140	2.450	12	10	1,008	613
Average		196	615,350,852.98	2.104%	2.133%	2.445	9	7	1,042	664

Santa Clara Valley Water Dist.
Portfolio Management
Activity By Type
November 1, 2019 through November 30, 2019

CUSIP	Investment #	Issuer	Stated Rate	Transaction Date	Purchases or Deposits	Redemptions or Withdrawals	Balance
Treasury Securities - Coupon							
Subtotal							19,965,215.50
Federal Agency Issues - Coupon							
3133EHGS8	5101	Federal Farm Credit Bank	2.030	11/26/2019	0.00	2,995,618.49	
3133EKPT7	5425	Federal Farm Credit Bank	2.125	11/22/2019	2,213,346.43	0.00	
3130AHJY0	5418	Federal Home Loan Bank	1.625	11/08/2019	2,994,870.00	0.00	
313378JP7	5421	Federal Home Loan Bank	2.375	11/21/2019	3,041,910.00	0.00	
3133834G3	5423	Federal Home Loan Bank	2.125	11/22/2019	3,053,400.00	0.00	
3133834G3	5424	Federal Home Loan Bank	2.125	11/22/2019	3,297,179.52	0.00	
3134GSC52	5283	Federal Home Loan Mortgage Cor	3.000	11/27/2019	0.00	5,000,000.00	
3134GUPU8	5419	Federal Home Loan Mortgage Cor	1.750	11/12/2019	2,993,550.00	0.00	
3134GBHM7	5422	Federal Home Loan Mortgage Cor	2.625	11/22/2019	2,048,040.00	0.00	
3135G0ZY2	4872	Fed Natl Mortgage Assoc	1.750	11/26/2019	0.00	3,000,000.00	
3135G0ZY2	4873	Fed Natl Mortgage Assoc	1.750	11/26/2019	0.00	3,000,000.00	
3135G0ZY2	5088	Fed Natl Mortgage Assoc	1.750	11/26/2019	0.00	3,000,000.00	
3136G4NM1	5253	Fed Natl Mortgage Assoc	2.200	11/27/2019	0.00	4,919,711.54	
3136G03S8	5420	Fed Natl Mortgage Assoc	1.650	11/21/2019	1,000,814.97	0.00	
3136G3MK8	5018	FNMA Discount Notes	1.350	11/25/2019	0.00	3,000,000.00	
Subtotal					20,643,110.92	24,915,330.03	382,823,297.20
Negotiable CD's - Interest Bearing							
410493CN8	5161	Hanmi Bank	1.800	11/22/2019	0.00	235,000.00	
69406PCQ0	5160	Pacific City Bank	1.700	11/25/2019	0.00	235,000.00	
Subtotal					0.00	470,000.00	1,200,000.00
LAIF (Monthly Summary)							
SYS88-0237LAIF	88-0237LAIF	Local Agency Investment Fund	2.450		5,000,000.00	7,000,000.00	
Subtotal					5,000,000.00	7,000,000.00	62,451,217.78
Medium Term Notes							
Subtotal							17,813,299.64
Money Market Account (Monthly Summary)							
23380W523	4102	Daily Income US Gov MMF	0.050		60,302,175.61	69,268,595.02	
Subtotal					60,302,175.61	69,268,595.02	29,699,076.91

**Santa Clara Valley Water Dist.
Portfolio Management
Activity By Type
November 1, 2019 through November 30, 2019**

CUSIP	Investment #	Issuer	Stated Rate	Transaction Date	Purchases or Deposits	Redemptions or Withdrawals	Balance
TimeCD_Deposit Account (Monthly Summary)							
SYS5317	5317	Alliance Credit Union	2.470		497.28	0.00	
SYS5309	5309	Community Bank of the Bay	2.704		566.04	0.00	
SYS5371	5371	Community Bank of the Bay	2.440		8,869.90	0.00	
SYS5395	5395	Meriwest Credit Union	2.500		491.26	0.00	
SYS5398	5398	Meriwest Credit Union	2.500		10,209.58	0.00	
SYS5397	5397	Provident Credit Union	2.610		512.23	0.00	
SYS5369	5369	Technology Credit Union	2.240		18,453.34	0.00	
		Subtotal			39,599.63	0.00	21,716,892.72
Supranational							
		Subtotal					14,956,762.11
Municipal Bonds							
799306QJ7	5417	San Rafael CA Elem Sch Dist	1.865	11/13/2019	1,000,000.00	0.00	
79765R3R8	5165	San Fran CY&Cnty CA PUC WTR	2.132	11/01/2019	0.00	400,000.00	
802498UG8	5411	Santa Monica-Malibu USD	1.669	11/06/2019	650,000.00	0.00	
802498UH6	5412	Santa Monica-Malibu USD	1.719	11/06/2019	500,000.00	0.00	
835569GR9	5416	Sonoma County CA Jnr Clg Dist	2.061	11/12/2019	1,000,000.00	0.00	
		Subtotal			3,150,000.00	400,000.00	63,204,648.66
		Total			89,134,886.16	102,053,925.05	613,830,410.52

Santa Clara Valley Water Dist.
Portfolio Management
Portfolio Details - Investments
November 30, 2019

CUSIP	Investment #	Issuer	Average Balance	Purchase Date	Par Value	Market Value	Book Value	Stated Rate	YTM 365	Term	Days to Maturity	Maturity Date
Treasury Securities - Coupon												
912828XE5	5155	US Treasury Bill		10/24/2017	3,000,000.00	2,997,423.00	2,997,988.42	1.500	1.638	950	182	05/31/2020
912828Q37	5206	US Treasury Bill		05/10/2018	5,000,000.00	4,970,900.00	4,911,370.30	1.250	2.642	1,056	486	03/31/2021
9128284P2	5277	US Treasury Bill		09/21/2018	3,000,000.00	3,040,314.00	2,989,703.98	2.625	2.871	967	531	05/15/2021
912828VB3	5384	US Treasury Bill		06/18/2019	3,000,000.00	3,013,476.00	2,992,921.79	1.750	1.821	1,427	1,261	05/15/2023
9128286U9	5404	US Treasury Bill		09/27/2019	3,000,000.00	3,036,210.00	3,037,367.33	2.125	1.604	961	896	05/15/2022
9128286U9	5405	US Treasury Bill		09/27/2019	3,000,000.00	3,036,210.00	3,035,863.68	2.125	1.625	961	896	05/15/2022
Subtotal and Average			19,987,324.52		20,000,000.00	20,094,533.00	19,965,215.50		2.090	1,053	688	
Federal Agency Issues - Coupon												
3133EG5D3	5086	Federal Farm Credit Bank		01/27/2017	3,000,000.00	3,024,834.48	3,000,000.00	2.030	2.030	1,826	788	01/27/2022
3133EGW92	5089	Federal Farm Credit Bank		01/27/2017	3,000,000.00	2,999,854.41	2,999,987.04	1.500	1.509	1,056	18	12/19/2019
3133EHJA2	5095	Federal Farm Credit Bank		05/08/2017	3,000,000.00	2,997,755.91	3,000,026.17	1.550	1.548	1,096	159	05/08/2020
3133EHPD9	5118	Federal Farm Credit Bank		06/29/2017	3,000,000.00	3,000,000.03	3,000,000.00	1.670	1.670	1,089	204	06/22/2020
3133ECPD0	5141	Federal Farm Credit Bank		09/14/2017	2,085,000.00	2,082,659.38	2,084,466.05	1.420	1.478	972	164	05/13/2020
3133EHJA2	5142	Federal Farm Credit Bank		09/14/2017	1,850,000.00	1,848,616.14	1,850,470.99	1.550	1.490	967	159	05/08/2020
3133EHZH9	5143	Federal Farm Credit Bank		09/20/2017	2,000,000.00	1,993,556.00	2,000,000.00	1.840	1.840	1,461	659	09/20/2021
3133EGBL8	5170	Federal Farm Credit Bank		12/26/2017	3,000,000.00	2,996,383.17	2,991,426.74	1.370	2.000	875	170	05/19/2020
3133EHT78	5172	Federal Farm Credit Bank		12/26/2017	3,000,000.00	3,000,066.06	2,997,259.82	1.830	2.030	876	171	05/20/2020
3133EGBL8	5175	Federal Farm Credit Bank		12/29/2017	3,000,000.00	2,996,383.17	2,990,746.33	1.370	2.050	872	170	05/19/2020
3133EGCN3	5176	Federal Farm Credit Bank		12/29/2017	5,000,000.00	4,996,430.20	4,993,712.52	1.490	2.000	794	92	03/02/2020
3133EGBL8	5177	Federal Farm Credit Bank		12/29/2017	4,000,000.00	3,995,177.56	3,987,919.63	1.370	2.036	872	170	05/19/2020
3133EJAD1	5184	Federal Farm Credit Bank		01/23/2018	5,000,000.00	5,027,784.80	4,999,043.18	2.150	2.169	1,065	388	12/23/2020
3133EJAD1	5185	Federal Farm Credit Bank		01/23/2018	5,000,000.00	5,027,784.80	4,999,818.10	2.150	2.154	1,065	388	12/23/2020
3133EJTB5	5249	Federal Farm Credit Bank		06/29/2018	4,500,000.00	4,621,944.69	4,505,415.64	2.800	2.748	1,398	878	04/27/2022
3133EGAH8	5251	Federal Farm Credit Bank		07/03/2018	4,582,000.00	4,558,414.93	4,503,332.73	1.550	2.780	1,049	533	05/17/2021
3133EJSA8	5252	Federal Farm Credit Bank		07/03/2018	5,000,000.00	5,082,448.50	5,002,097.38	2.730	2.702	1,084	568	06/21/2021
3133EJ2H1	5291	Federal Farm Credit Bank		12/10/2018	5,000,000.00	5,001,312.00	5,000,000.00	3.110	3.110	1,096	740	12/10/2021
3133EJ2J7	5292	Federal Farm Credit Bank		12/11/2018	3,000,000.00	3,001,058.19	3,000,000.00	3.400	3.400	1,826	1,471	12/11/2023
3133EJP60	5318	Federal Farm Credit Bank		01/23/2019	3,000,000.00	3,137,812.32	3,031,554.87	3.000	2.672	1,560	1,248	05/02/2023
3133EJW70	5327	Federal Farm Credit Bank		01/25/2019	3,000,000.00	3,053,822.04	3,012,385.79	2.875	2.586	852	542	05/26/2021
3133ED2B7	5333	Federal Farm Credit Bank		02/01/2019	1,000,000.00	1,072,967.71	1,037,355.10	3.610	2.560	1,690	1,387	09/18/2023
3133EKAK2	5339	Federal Farm Credit Bank		02/14/2019	3,000,000.00	3,057,537.12	2,988,502.11	2.530	2.554	1,096	806	02/14/2022
3133EKBV7	5348	Federal Farm Credit Bank		03/01/2019	3,000,000.00	3,059,977.20	3,001,809.32	2.550	2.522	1,096	821	03/01/2022
3133EKEN2	5355	Federal Farm Credit Bank		03/26/2019	3,000,000.00	3,006,161.16	3,000,000.00	2.520	2.520	731	481	03/26/2021
3133EKLA2	5372	Federal Farm Credit Bank		05/15/2019	3,000,000.00	3,068,927.67	3,009,574.91	2.300	2.203	1,461	1,261	05/15/2023
3133EKLA2	5375	Federal Farm Credit Bank		05/24/2019	1,805,000.00	1,846,471.48	1,814,513.62	2.300	2.140	1,452	1,261	05/15/2023

Santa Clara Valley Water Dist.
Portfolio Management
Portfolio Details - Investments
November 30, 2019

CUSIP	Investment #	Issuer	Average Balance	Purchase Date	Par Value	Market Value	Book Value	Stated Rate	YTM 365	Term	Days to Maturity	Maturity Date
Federal Agency Issues - Coupon												
3133EKLQ7	5376	Federal Farm Credit Bank		06/03/2019	5,000,000.00	5,043,386.45	5,016,213.35	2.250	2.022	714	533	05/17/2021
3133EKQP4	5377	Federal Farm Credit Bank		06/12/2019	5,000,000.00	5,031,793.55	4,995,467.15	1.875	1.906	1,279	1,107	12/12/2022
3133EKPG5	5380	Federal Farm Credit Bank		06/10/2019	3,000,000.00	3,055,163.70	3,023,972.46	2.125	1.903	1,548	1,374	09/05/2023
3133EDBU5	5381	Federal Farm Credit Bank		06/10/2019	3,000,000.00	3,219,781.86	3,187,113.74	3.500	1.887	1,654	1,480	12/20/2023
3133EHN25	5382	Federal Farm Credit Bank		06/18/2019	3,000,000.00	3,065,578.83	3,032,538.46	2.200	1.910	1,597	1,431	11/01/2023
3133EKKU9	5383	Federal Farm Credit Bank		06/18/2019	3,000,000.00	3,077,245.95	3,045,200.51	2.300	1.899	1,604	1,438	11/08/2023
3133ECPM0	5385	Federal Farm Credit Bank		06/20/2019	4,596,000.00	4,674,692.44	4,643,448.52	2.125	1.814	1,425	1,261	05/15/2023
3133ECGU2	5386	Federal Farm Credit Bank		06/20/2019	5,000,000.00	5,080,388.45	5,051,520.44	2.120	1.791	1,350	1,186	03/01/2023
3133EKSJ7	5387	Federal Farm Credit Bank		06/26/2019	3,000,000.00	3,016,034.34	2,995,475.73	1.770	1.814	1,461	1,303	06/26/2023
3133EKTG1	5392	Federal Farm Credit Bank		07/01/2019	3,000,000.00	3,007,325.28	2,997,726.67	1.750	1.780	1,096	943	07/01/2022
3133EJWA3	5403	Federal Farm Credit Bank		09/27/2019	1,000,000.00	1,038,657.39	1,043,732.90	2.900	1.616	1,225	1,160	02/03/2023
3133ECHP2	5406	Federal Farm Credit Bank		09/27/2019	3,000,000.00	3,017,284.44	3,019,619.76	1.900	1.644	896	831	03/11/2022
3133EKPT7	5425	Federal Farm Credit Bank		11/22/2019	2,175,000.00	2,212,754.67	2,234,515.68	2.125	1.610	1,291	1,282	06/05/2023
3130AAQV3	5087	Federal Home Loan Bank		01/30/2017	3,500,000.00	3,500,604.17	3,500,000.00	1.670	1.670	1,186	151	04/30/2020
313379RB7	5131	Federal Home Loan Bank		08/23/2017	3,000,000.00	3,009,511.20	3,009,649.12	1.875	1.657	1,388	558	06/11/2021
313382K69	5132	Federal Home Loan Bank		08/23/2017	3,000,000.00	2,999,666.58	3,005,655.27	1.750	1.598	1,297	467	03/12/2021
313383HU8	5139	Federal Home Loan Bank		09/08/2017	3,000,000.00	3,002,183.16	3,005,280.36	1.750	1.410	1,008	194	06/12/2020
3130A0XD7	5210	Federal Home Loan Bank		05/17/2018	3,000,000.00	3,026,619.18	2,985,175.33	2.375	2.778	1,030	467	03/12/2021
3133732Y7	5211	Federal Home Loan Bank		05/17/2018	5,000,000.00	5,124,561.45	5,052,549.46	3.625	2.765	1,030	467	03/12/2021
3130AECJ7	5215	Federal Home Loan Bank		05/24/2018	5,000,000.00	5,023,177.90	5,000,826.33	2.625	2.590	735	179	05/28/2020
3130AEF54	5223	Federal Home Loan Bank		06/08/2018	5,000,000.00	5,028,309.25	5,000,000.00	3.100	3.100	1,826	1,285	06/08/2023
3130A1B80	5237	Federal Home Loan Bank		06/19/2018	4,620,000.00	4,723,523.62	4,602,158.95	2.625	2.804	1,361	831	03/11/2022
313378CR0	5241	Federal Home Loan Bank		06/21/2018	5,000,000.00	5,064,668.80	4,942,018.66	2.250	2.789	1,359	831	03/11/2022
313378CR0	5243	Federal Home Loan Bank		06/21/2018	5,000,000.00	5,064,668.80	4,943,025.30	2.250	2.780	1,359	831	03/11/2022
3133XPKG8	5244	Federal Home Loan Bank		06/21/2018	5,000,000.00	5,486,916.30	5,289,371.98	4.750	2.848	1,723	1,195	03/10/2023
3130AEWM8	5275	Federal Home Loan Bank		09/28/2018	3,000,000.00	3,020,794.95	3,000,000.00	3.000	3.000	1,461	1,032	09/28/2022
3130AFE78	5319	Federal Home Loan Bank		01/23/2019	3,000,000.00	3,119,815.29	3,025,649.05	3.000	2.699	1,416	1,104	12/09/2022
3130AFE78	5332	Federal Home Loan Bank		01/28/2019	3,000,000.00	3,119,815.29	3,026,914.51	3.000	2.684	1,411	1,104	12/09/2022
313383YJ4	5334	Federal Home Loan Bank		02/01/2019	2,000,000.00	2,125,006.80	2,057,583.64	3.375	2.560	1,680	1,377	09/08/2023
3130AFTK3	5335	Federal Home Loan Bank		02/06/2019	3,000,000.00	3,004,460.61	3,003,220.31	2.960	2.822	1,461	1,163	02/06/2023
3130AFE78	5336	Federal Home Loan Bank		02/04/2019	3,000,000.00	3,119,815.29	3,035,491.58	3.000	2.585	1,404	1,104	12/09/2022
3130AFW52	5342	Federal Home Loan Bank		02/26/2019	2,000,000.00	2,003,482.20	2,000,000.00	2.700	2.701	1,550	1,272	05/26/2023
313370US5	5360	Federal Home Loan Bank		04/04/2019	2,000,000.00	2,018,612.54	2,007,209.59	2.875	2.400	526	285	09/11/2020
3130A3VC5	5374	Federal Home Loan Bank		05/24/2019	3,000,000.00	3,068,601.39	3,012,563.40	2.250	2.140	1,659	1,468	12/08/2023
3133834G3	5378	Federal Home Loan Bank		06/06/2019	3,000,000.00	3,048,551.19	3,018,479.58	2.125	1.942	1,464	1,286	06/09/2023
3130AAHE1	5390	Federal Home Loan Bank		06/24/2019	5,000,000.00	5,158,981.90	5,125,492.37	2.500	1.875	1,628	1,468	12/08/2023

Portfolio SCVW

AC

PM (PRF_PM2) 7.3.0

Santa Clara Valley Water Dist.
Portfolio Management
Portfolio Details - Investments
November 30, 2019

CUSIP	Investment #	Issuer	Average Balance	Purchase Date	Par Value	Market Value	Book Value	Stated Rate	YTM 365	Term	Days to Maturity	Maturity Date
Federal Agency Issues - Coupon												
3130AHJY0	5418	Federal Home Loan Bank		11/08/2019	3,000,000.00	2,998,135.89	2,995,031.41	1.625	1.711	742	719	11/19/2021
313378JP7	5421	Federal Home Loan Bank		11/21/2019	3,000,000.00	3,036,106.59	3,055,316.32	2.375	1.585	659	649	09/10/2021
3133834G3	5423	Federal Home Loan Bank		11/22/2019	3,000,000.00	3,048,551.19	3,081,888.23	2.125	1.607	1,295	1,286	06/09/2023
3133834G3	5424	Federal Home Loan Bank		11/22/2019	3,240,000.00	3,292,435.29	3,327,950.28	2.125	1.611	1,295	1,286	06/09/2023
3130A8H48	5024	Federal Home Loan Bank-CN		07/01/2016	5,000,000.00	4,985,050.00	5,000,000.00	1.150	1.150	1,461	213	07/01/2020
3130A9V32	5062	Federal Home Loan Bank-CN		11/15/2016	5,000,000.00	5,032,644.05	5,000,000.00	2.000	1.715	1,826	715	11/15/2021
3130ABEC6	5102	Federal Home Loan Bank-CN		05/26/2017	2,000,000.00	1,999,670.90	2,000,000.00	1.600	1.600	1,096	177	05/26/2020
3130ABEC6	5103	Federal Home Loan Bank-CN		05/26/2017	3,000,000.00	2,999,506.35	3,000,000.00	1.600	1.600	1,096	177	05/26/2020
3130ABPV2	5122	Federal Home Loan Bank-CN		07/14/2017	2,000,000.00	2,000,133.00	1,999,316.43	1.690	1.751	1,081	211	06/29/2020
313378J77	5123	Federal Home Loan Bank-CN		07/14/2017	3,000,000.00	3,002,075.37	3,003,107.86	1.875	1.500	973	103	03/13/2020
313378J77	5144	Federal Home Loan Bank-CN		09/13/2017	3,000,000.00	3,002,075.37	3,003,652.45	1.875	1.436	912	103	03/13/2020
313378J77	5147	Federal Home Loan Bank-CN		10/03/2017	3,000,000.00	3,002,075.37	3,002,298.48	1.875	1.598	892	103	03/13/2020
3130A5P86	5169	Federal Home Loan Bank-CN		12/26/2017	2,500,000.00	2,501,399.30	2,498,540.24	1.800	1.981	825	120	03/30/2020
3133714H6	5171	Federal Home Loan Bank-CN		12/26/2017	1,000,000.00	1,003,776.19	1,002,946.13	3.000	1.981	813	108	03/18/2020
3130ACN83	5179	Federal Home Loan Bank-CN		12/29/2017	5,000,000.00	5,000,043.85	4,993,293.43	1.700	2.002	868	166	05/15/2020
3130AD4X7	5183	Federal Home Loan Bank-CN		01/19/2018	5,000,000.00	5,010,802.35	4,991,069.58	2.000	2.180	1,057	376	12/11/2020
3130ADUJ9	5214	Federal Home Loan Bank-CN		05/24/2018	5,000,000.00	5,010,658.95	4,997,651.63	2.375	2.520	676	120	03/30/2020
3130A7TX3	5296	Federal Home Loan Bank-CN		12/14/2018	3,000,000.00	2,997,154.56	2,935,088.55	1.940	2.890	1,230	878	04/27/2022
3134G9YJ0	5041	Federal Home Loan Mortgage Cor		06/30/2016	1,615,000.00	1,614,827.49	1,615,000.00	1.750	1.525	1,826	577	06/30/2021
3134GBV82	5153	Federal Home Loan Mortgage Cor		10/30/2017	3,000,000.00	2,998,964.91	3,000,000.00	2.000	2.000	1,369	607	07/30/2021
3134GB4R0	5162	Federal Home Loan Mortgage Cor		12/15/2017	3,000,000.00	3,000,285.89	3,000,000.00	2.250	2.250	1,826	1,110	12/15/2022
3134GSMU6	5217	Federal Home Loan Mortgage Cor		06/15/2018	5,000,000.00	5,026,038.85	5,000,000.00	3.000	3.000	1,461	927	06/15/2022
3134GSJ48	5313	Federal Home Loan Mortgage Cor		12/27/2018	3,000,000.00	3,002,456.85	3,005,732.38	3.100	2.834	1,278	939	06/27/2022
3134GSS63	5321	Federal Home Loan Mortgage Cor		01/30/2019	3,000,000.00	3,004,303.41	3,000,000.00	2.800	2.800	1,461	1,156	01/30/2023
3134G9VX2	5337	Federal Home Loan Mortgage Cor		02/04/2019	3,000,000.00	2,999,186.37	2,973,389.72	1.500	1.557	877	577	06/30/2021
3134GS6X8	5351	Federal Home Loan Mortgage Cor		03/27/2019	5,000,000.00	5,012,683.95	5,000,000.00	2.800	2.800	1,827	1,578	03/27/2024
3134GTPH0	5373	Federal Home Loan Mortgage Cor		05/28/2019	5,000,000.00	5,010,968.15	5,000,000.00	2.400	2.400	1,280	1,093	11/28/2022
3134GTYL1	5394	Federal Home Loan Mortgage Cor		06/28/2019	5,000,000.00	5,002,941.55	5,000,000.00	2.250	2.250	1,825	1,669	06/26/2024
3134GUPU8	5419	Federal Home Loan Mortgage Cor		11/12/2019	3,000,000.00	2,995,063.32	2,993,917.41	1.750	1.800	1,641	1,622	05/10/2024
3134GBHM7	5422	Federal Home Loan Mortgage Cor		11/22/2019	2,000,000.00	2,045,253.40	2,051,191.70	2.625	1.613	887	878	04/27/2022
3137EAEF2	5119	Fed Home Loan Mort Corp-CN		06/30/2017	5,000,000.00	4,994,025.85	4,996,833.28	1.375	1.543	1,025	141	04/20/2020
3137EAEF2	5120	Fed Home Loan Mort Corp-CN		06/30/2017	3,000,000.00	2,996,415.51	2,998,323.74	1.375	1.523	1,025	141	04/20/2020
3137EADR7	5145	Fed Home Loan Mort Corp-CN		09/13/2017	3,000,000.00	2,996,449.41	2,999,325.95	1.375	1.430	961	152	05/01/2020
3135G0A78	5180	FNMA Discount Note		01/18/2018	5,000,000.00	4,999,934.85	4,997,060.86	1.625	2.059	733	51	01/21/2020
3135G0T29	5138	Fed Natl Mortgage Assoc		09/08/2017	3,000,000.00	2,998,602.15	3,000,815.26	1.500	1.385	903	89	02/28/2020
3135G0T29	5181	Fed Natl Mortgage Assoc		01/18/2018	5,000,000.00	4,997,670.25	4,993,543.68	1.500	2.048	771	89	02/28/2020

Santa Clara Valley Water Dist.
Portfolio Management
Portfolio Details - Investments
November 30, 2019

CUSIP	Investment #	Issuer	Average Balance	Purchase Date	Par Value	Market Value	Book Value	Stated Rate	YTM 365	Term	Days to Maturity	Maturity Date
Federal Agency Issues - Coupon												
3135G0T29	5182	Fed Natl Mortgage Assoc		01/19/2018	5,000,000.00	4,997,670.25	4,993,357.51	1.500	2.064	770	89	02/28/2020
3135G0U27	5276	Fed Natl Mortgage Assoc		09/21/2018	5,000,000.00	5,058,961.75	4,973,812.47	2.500	2.900	935	499	04/13/2021
3135G0T45	5299	Fed Natl Mortgage Assoc		12/18/2018	3,000,000.00	3,015,954.51	2,942,619.38	1.875	2.733	1,204	856	04/05/2022
3135G0U35	5312	Fed Natl Mortgage Assoc		12/24/2018	3,000,000.00	3,050,094.51	3,004,216.87	2.750	2.656	911	569	06/22/2021
3136G02F7	5326	Fed Natl Mortgage Assoc		01/25/2019	2,173,000.00	2,169,968.69	2,142,840.35	1.600	2.603	833	523	05/07/2021
3135G0T45	5391	Fed Natl Mortgage Assoc		06/24/2019	5,000,000.00	5,026,590.85	5,007,810.33	1.875	1.806	1,016	856	04/05/2022
3136G03S8	5420	Fed Natl Mortgage Assoc		11/21/2019	1,000,000.00	999,687.31	1,001,120.51	1.650	1.594	540	530	05/14/2021
3135G0F73	4963	FNMA Discount Notes		11/30/2015	3,000,000.00	2,994,627.84	2,989,450.79	1.500	1.871	1,827	365	11/30/2020
3136G3TU9	5026	FNMA Discount Notes		06/30/2016	5,000,000.00	4,998,125.35	5,000,000.00	1.125	1.125	1,278	29	12/30/2019
3135G0P72	5174	FNMA Discount Notes		12/29/2017	1,100,000.00	1,097,839.16	1,097,632.18	1.375	2.044	822	120	03/30/2020
3136G3U94	5325	FNMA Discount Notes		01/25/2019	1,000,000.00	995,898.23	982,797.57	1.400	2.603	851	541	05/25/2021
3135G0U43	5341	FNMA Discount Notes		02/12/2019	3,000,000.00	3,133,042.98	3,034,940.58	2.875	2.546	1,673	1,381	09/12/2023
880591EN8	5344	Tennessee Valley Authority		02/28/2019	4,473,000.00	4,491,131.80	4,394,135.66	1.875	2.560	1,264	988	08/15/2022
Subtotal and Average			391,836,507.82		381,814,000.00	385,606,536.09	382,823,297.20		2.168	1,212	706	
Negotiable CD's - Interest Bearing												
33715LBT6	5260	First Tech Fed Credit Union		07/16/2018	240,000.00	249,124.32	240,000.00	3.250	3.253	1,463	960	07/18/2022
320337BV9	5233	First General Bank		06/06/2018	240,000.00	241,275.84	240,000.00	2.300	2.300	814	271	08/28/2020
33616CBL3	5272	First Republic Bank		08/31/2018	240,000.00	242,184.00	240,000.00	2.800	2.800	728	271	08/28/2020
624786CU1	5250	MUFG Union Bank NA		07/03/2018	240,000.00	241,513.44	240,000.00	2.650	2.650	734	218	07/06/2020
866264DD3	5338	Summit State Bank		02/15/2019	240,000.00	240,811.68	240,000.00	2.500	2.495	425	136	04/15/2020
Subtotal and Average			1,552,500.00		1,200,000.00	1,214,909.28	1,200,000.00		2.699	833	371	
LAIF												
SYS88-0237LAIF	88-0237LAIF	Local Agency Investment Fund			62,451,217.78	62,451,217.78	62,451,217.78	2.450	2.450	1	1	
Subtotal and Average			62,084,551.11		62,451,217.78	62,451,217.78	62,451,217.78		2.450	1	1	
Medium Term Notes												
037833DE7	5202	Apple Inc		05/03/2018	3,000,000.00	3,044,173.80	2,931,803.64	2.400	2.819	1,716	1,139	01/13/2023
037833BS8	5213	Apple Inc		05/18/2018	2,000,000.00	2,010,155.06	1,985,322.93	2.250	2.875	1,012	450	02/23/2021
478160CD4	5265	Johnson & Johnson		08/30/2018	3,000,000.00	3,032,257.35	2,959,149.26	2.250	2.889	1,281	823	03/03/2022
478160BT0	5350	Johnson & Johnson		03/05/2019	2,000,000.00	2,014,414.20	1,960,369.92	2.050	2.697	1,457	1,186	03/01/2023
594918AH7	5075	Microsoft Corp		01/09/2017	3,000,000.00	3,030,675.78	3,025,484.35	3.000	1.938	1,361	305	10/01/2020
594918BH6	5203	Microsoft Corp		05/03/2018	2,000,000.00	2,048,363.68	1,978,791.16	2.650	3.041	1,645	1,068	11/03/2022
742651DR0	5367	Private Export Funding Corp		04/08/2019	3,003,000.00	3,025,268.06	2,972,378.38	2.050	2.412	1,317	1,080	11/15/2022

**Santa Clara Valley Water Dist.
Portfolio Management
Portfolio Details - Investments
November 30, 2019**

CUSIP	Investment #	Issuer	Average Balance	Purchase Date	Par Value	Market Value	Book Value	Stated Rate	YTM 365	Term	Days to Maturity	Maturity Date
Subtotal and Average			17,811,238.33		18,003,000.00	18,205,307.93	17,813,299.64		2.631	1,402	856	
Money Market Account												
23380W523	4102	Daily Income US Gov MMF			29,699,076.91	29,699,076.91	29,699,076.91	0.050	0.050	1	1	
Subtotal and Average			30,684,102.47		29,699,076.91	29,699,076.91	29,699,076.91		0.050	1	1	
TimeCD_Deposit Account												
SYS5317	5317	Alliance Credit Union			245,203.88	245,203.88	245,203.88	2.470	2.470	1	1	
SYS5311	5311	Bank of San Francisco			245,522.01	245,522.01	245,522.01	2.250	2.250	1	1	
SYS5309	5309	Community Bank of the Bay			247,134.05	247,134.05	247,134.05	2.704	2.704	1	1	
SYS5371	5371	Community Bank of the Bay			5,066,366.66	5,066,366.66	5,066,366.66	2.440	2.440	1	1	
SYS4912	4912	Deposit Account		07/01/2019	0.00	0.00	0.00	0.005	0.005	1	1	
SYS5395	5395	Meriwest Credit Union		07/11/2019	242,332.75	242,332.75	242,332.75	2.500	2.500	1	1	
SYS5398	5398	Meriwest Credit Union		08/16/2019	5,036,319.53	5,036,319.53	5,036,319.53	2.500	2.500	1	1	
SYS5397	5397	Provident Credit Union		07/26/2019	242,161.07	242,161.07	242,161.07	2.610	2.610	1	1	
SYS5310	5310	Technology Credit Union			246,396.65	246,396.65	246,396.65	2.776	2.776	1	1	
SYS5369	5369	Technology Credit Union			10,145,456.12	10,145,456.12	10,145,456.12	2.240	2.240	1	1	
Subtotal and Average			21,679,172.89		21,716,892.72	21,716,892.72	21,716,892.72		2.368	1	1	
Supranational												
4581X0DB1	5208	Inter-American Dev't Bank		05/15/2018	2,000,000.00	2,022,769.52	1,995,766.53	2.625	2.785	1,070	505	04/19/2021
4581X0CD8	5187	INTERAMERI DEV		01/30/2018	3,000,000.00	3,011,386.80	2,994,417.42	2.125	2.330	1,014	344	11/09/2020
459058FH1	5209	INTL BK RECON & DEVELOP		05/15/2018	2,000,000.00	1,991,131.52	1,959,699.52	1.376	2.805	1,105	540	05/24/2021
459058GL1	5290	INTL BK RECON & DEVELOP		12/03/2018	3,000,000.00	3,146,995.08	3,004,713.63	3.000	2.955	1,759	1,396	09/27/2023
45950KCL2	5111	INTL FINANCE CORP		05/26/2017	3,000,000.00	2,999,086.29	3,002,165.01	1.750	1.526	1,039	120	03/30/2020
45950VLP9	5193	INTL FINANCE CORP		03/15/2018	2,000,000.00	2,002,559.74	2,000,000.00	2.500	2.500	1,826	1,200	03/15/2023
Subtotal and Average			14,955,616.48		15,000,000.00	15,173,928.95	14,956,762.11		2.440	1,297	672	
Municipal Bonds												
010878AN6	5198	County of Alameda		03/29/2018	2,305,000.00	2,434,033.90	2,372,177.32	4.000	2.832	1,586	974	08/01/2022
127109QA7	5402	Cabrillo Comnt		10/08/2019	1,230,000.00	1,227,933.60	1,230,000.00	2.034	2.034	1,759	1,705	08/01/2024
13066YTY5	5054	CA Department Water Resources		09/28/2016	2,834,051.43	2,834,788.28	2,834,051.43	1.713	1.713	1,676	517	05/01/2021
13066YTZ2	5263	CA Department Water Resources		08/13/2018	2,000,000.00	2,010,620.00	1,959,282.96	2.000	2.894	1,357	882	05/01/2022
544351MN6	5246	City of Los Angeles CA		07/12/2018	2,500,000.00	2,554,975.00	2,500,000.00	2.900	2.899	1,512	1,005	09/01/2022
544351MN6	5247	City of Los Angeles CA		07/12/2018	2,500,000.00	2,554,975.00	2,500,000.00	2.900	2.899	1,512	1,005	09/01/2022
702274CN9	5285	City of Pasadena		12/06/2018	1,055,000.00	1,096,081.70	1,055,000.00	3.338	3.338	1,456	1,096	12/01/2022
702274CM1	5286	City of Pasadena		12/06/2018	500,000.00	512,520.00	500,000.00	3.235	3.235	1,091	731	12/01/2021

**Santa Clara Valley Water Dist.
Portfolio Management
Portfolio Details - Investments
November 30, 2019**

CUSIP	Investment #	Issuer	Average Balance	Purchase Date	Par Value	Market Value	Book Value	Stated Rate	YTM 365	Term	Days to Maturity	Maturity Date
Municipal Bonds												
368079HR3	5362	Gavilan Joint Community CLG-A1		04/18/2019	2,000,000.00	2,022,640.00	2,000,000.00	2.450	2.449	836	609	08/01/2021
368079HS1	5363	Gavilan Joint Community CLG-A1		04/18/2019	500,000.00	508,730.00	500,000.00	2.520	2.519	1,201	974	08/01/2022
368079HT9	5364	Gavilan Joint Community CLG-A1		04/18/2019	400,000.00	410,064.00	400,000.00	2.620	2.619	1,566	1,339	08/01/2023
376087FY3	5414	Gilroy USD		10/31/2019	600,000.00	595,104.00	600,000.00	1.793	1.793	1,370	1,339	08/01/2023
376087FZO	5415	Gilroy USD		10/31/2019	550,000.00	542,256.00	550,000.00	1.833	1.833	1,736	1,705	08/01/2024
54465AGP1	5368	LA County Redev Agency		04/22/2019	1,750,000.00	1,742,720.00	1,720,291.83	2.000	2.480	1,593	1,370	09/01/2023
544290JB6	5407	Los Altos School District		10/17/2019	1,750,000.00	1,747,357.50	1,750,000.00	1.896	1.896	1,019	974	08/01/2022
544290JC4	5408	Los Altos School District		10/17/2019	1,500,000.00	1,496,730.00	1,500,000.00	2.143	2.143	1,384	1,339	08/01/2023
542411NJ8	5413	Long Beach Community College		10/23/2019	2,500,000.00	2,463,700.00	2,500,000.00	1.803	1.803	1,744	1,705	08/01/2024
56781RJG3	5329	Marin CCD GO-B1		02/07/2019	600,000.00	621,978.00	600,000.00	2.895	2.895	1,636	1,339	08/01/2023
56781RJF5	5330	Marin CCD GO-B1		02/07/2019	500,000.00	512,910.00	500,000.00	2.813	2.813	1,271	974	08/01/2022
56781RGP6	5349	Marin CCD GO-B1		03/04/2019	2,080,000.00	2,120,414.40	2,078,177.33	2.566	2.600	1,246	974	08/01/2022
677765GV5	5401	Ohlone Community College		09/26/2019	2,000,000.00	1,971,040.00	2,000,000.00	1.814	1.814	1,771	1,705	08/01/2024
799306QJ7	5417	San Rafael CA Elem Sch Dist		11/13/2019	1,000,000.00	997,880.00	1,000,000.00	1.865	1.865	1,357	1,339	08/01/2023
796815ZG6	5393	San Bernardino County		07/02/2019	5,000,000.00	5,012,600.00	5,000,000.00	2.050	2.050	1,187	1,035	10/01/2022
801546PE6	5156	Cnty Santa Clara		11/09/2017	3,000,000.00	3,006,900.00	3,004,545.82	2.125	1.890	996	244	08/01/2020
801577NR4	5388	SC County Financing Auth		06/27/2019	2,000,000.00	2,003,040.00	2,002,918.67	2.050	1.944	674	517	05/01/2021
7976465A0	5343	San Francisco City & County CA		02/26/2019	455,000.00	464,241.05	455,000.00	2.623	2.622	1,205	927	06/15/2022
797669XU7	5294	SF Bay Area Rapid Transit Dist		12/10/2018	1,385,000.00	1,396,717.10	1,373,891.13	2.387	2.916	934	578	07/01/2021
79765R3U1	5164	San Fran CY&Cnty CA PUC WTR		12/28/2017	1,000,000.00	1,017,570.00	1,000,000.00	2.619	2.619	1,769	1,066	11/01/2022
79765R3S6	5167	San Fran CY&Cnty CA PUC WTR		12/28/2017	100,000.00	100,425.00	100,000.00	2.298	2.292	1,039	336	11/01/2020
79765R3U1	5331	San Fran CY&Cnty CA PUC WTR		01/29/2019	875,000.00	890,373.75	868,544.29	2.619	2.887	1,372	1,066	11/01/2022
798170AE6	5189	San Jose Redevelopment Ag		02/26/2018	3,000,000.00	3,053,850.00	2,985,031.22	2.630	2.830	1,617	974	08/01/2022
798170AE6	5190	San Jose Redevelopment Ag		02/28/2018	2,000,000.00	2,035,900.00	1,992,503.20	2.630	2.780	1,615	974	08/01/2022
798189PC4	5219	San Jose Evergreen		06/05/2018	285,000.00	287,496.60	285,000.00	2.827	2.828	819	275	09/01/2020
798189PD2	5220	San Jose Evergreen		06/05/2018	230,000.00	242,700.60	237,421.46	5.000	3.051	1,184	640	09/01/2021
798189PE0	5221	San Jose Evergreen		06/05/2018	130,000.00	141,083.80	135,899.45	5.000	3.223	1,549	1,005	09/01/2022
802498UG8	5411	Santa Monica-Malibu USD		11/06/2019	650,000.00	644,137.00	650,000.00	1.669	1.669	1,364	1,339	08/01/2023
802498UH6	5412	Santa Monica-Malibu USD		11/06/2019	500,000.00	493,515.00	500,000.00	1.719	1.719	1,730	1,705	08/01/2024
835569GR9	5416	Sonoma County CA Jnr Clg Dist		11/12/2019	1,000,000.00	997,310.00	1,000,000.00	2.061	2.061	1,724	1,705	08/01/2024
91412HEW9	5352	University of California		03/19/2019	250,000.00	253,780.00	250,000.00	2.608	2.607	1,153	896	05/15/2022
91412HEX7	5353	University of California		03/19/2019	600,000.00	612,984.00	600,000.00	2.657	2.657	1,518	1,261	05/15/2023
91412GQF5	5365	University of California		05/15/2019	500,000.00	518,775.00	506,335.80	2.900	2.595	1,827	1,627	05/15/2024
91412GWX9	5366	University of California		04/09/2019	1,000,000.00	1,010,160.00	1,002,474.44	2.526	2.350	767	531	05/15/2021
91412GQE8	5370	University of California		05/01/2019	1,565,000.00	1,608,960.85	1,577,251.56	2.750	2.510	1,475	1,261	05/15/2023
91412GQD0	5399	University of California		08/21/2019	500,000.00	508,915.00	510,627.76	2.570	1.680	998	896	05/15/2022

Portfolio SCVW
AC

**Santa Clara Valley Water Dist.
Portfolio Management
Portfolio Details - Investments
November 30, 2019**

CUSIP	Investment #	Issuer	Average Balance	Purchase Date	Par Value	Market Value	Book Value	Stated Rate	YTM 365	Term	Days to Maturity	Maturity Date
Municipal Bonds												
91412GUZ6	5400	University of California		09/04/2019	265,000.00	274,579.75	275,369.20	3.338	1.700	984	896	05/15/2022
923040GU7	5409	Ventura Cnty Comm College Dist		10/31/2019	1,000,000.00	990,610.00	1,000,000.00	1.800	1.800	1,736	1,705	08/01/2024
923040GT0	5410	Ventura Cnty Comm College Dist		10/31/2019	1,250,000.00	1,241,850.00	1,250,000.00	1.750	1.750	1,370	1,339	08/01/2023
93974D5Q7	5279	Washington State GO Bond		10/01/2018	2,000,000.00	2,088,560.00	1,992,853.79	3.030	3.136	1,765	1,339	08/01/2023
Subtotal and Average			62,249,591.99		63,194,051.43	63,876,485.88	63,204,648.66		2.370	1,394	1,051	
Total and Average			622,840,605.61		613,078,238.84	618,038,888.54	613,830,410.52		2.140	1,008	613	

**Santa Clara Valley Water Dist.
Portfolio Management
Portfolio Details - Cash
November 30, 2019**

CUSIP	Investment #	Issuer	Average Balance	Purchase Date	Par Value	Market Value	Book Value	Stated Rate	YTM 365	Term	Days to Maturity
Average Balance			0.00							0	0
Total Cash and Investments			622,840,605.61		613,078,238.84	618,038,888.54	613,830,410.52		2.140	1,008	613



Santa Clara Valley Water Dist.
Transaction Activity Report
November 1, 2019 - November 30, 2019
Sorted by Transaction Date - Transaction Date
All Funds

SANTA CLARA VALLEY WATER
 5750 Almaden Expressway
 San Jose, San Jose, Ca 951
 (408)265-2607

Investment #	Fund	CUSIP	Inv Descrip	TransactionType	TransactionDate	MaturityDate	RedemptionType	New Principal	Principal Paydowns	Interest	Total Cash
4102	82	23380W523	Money Market Fund	Purchase	11/01/2019			33,000.00			-33,000.00
4102	82	23380W523	Money Market Fund	Purchase	11/01/2019			20,625.00			-20,625.00
4102	82	23380W523	Money Market Fund	Purchase	11/01/2019			20,000.00			-20,000.00
4102	82	23380W523	Money Market Fund	Purchase	11/01/2019			4,264.00			-4,264.00
4102	82	23380W523	Money Market Fund	Purchase	11/01/2019			1,149.00			-1,149.00
4102	82	23380W523	Money Market Fund	Purchase	11/01/2019			24,553.13			-24,553.13
4102	82	23380W523	Money Market Fund	Purchase	11/01/2019			14,122.22			-14,122.22
4102	82	23380W523	Money Market Fund	Purchase	11/01/2019			25,695.00			-25,695.00
4102	82	23380W523	Money Market Fund	Purchase	11/01/2019			400,000.00			-400,000.00
4102	82	23380W523	Money Market Fund	Purchase	11/01/2019			46,779.93			-46,779.93
5165	82	79765R3R8	SFOWTR 2.132%	Redemption	11/01/2019	11/01/2019	Maturity		400,000.00		400,000.00
4102	82	23380W523	Money Market Fund	Redemption	11/01/2019				600,000.00		600,000.00
5145	82	3137EADR7	FMAC-C 1.375%	Interest	11/01/2019	05/01/2020				20,625.00	20,625.00
5164	82	79765R3U1	SFOWTR 2.619%	Interest	11/01/2019	11/01/2022				13,095.00	13,095.00
5165	82	79765R3R8	SFOWTR 2.132%	Interest	11/01/2019	11/01/2019				4,264.00	4,264.00
5167	82	79765R3S6	SFOWTR 2.298%	Interest	11/01/2019	11/01/2020				1,149.00	1,149.00
5263	82	13066YTZ2	CALIFORNIA ST	Interest	11/01/2019	05/01/2022				20,000.00	20,000.00
5331	82	79765R3U1	SFOWTR 2.619%	Interest	11/01/2019	11/01/2022				11,458.13	11,458.13
5382	82	3133EHN25	FEDERAL FARM CR	Interest	11/01/2019	11/01/2023				33,000.00	33,000.00
5382	82	3133EHN25	FEDERAL FARM CR	Accr Int	11/01/2019	11/01/2023			8,616.67	-8,616.67	0.00
5388	82	801577NR4	SCC 2.05% MAT	Interest	11/01/2019	05/01/2021				14,122.22	14,122.22
4102	82	23380W523	Money Market Fund	Interest	11/01/2019					46,779.93	46,779.93
Totals for 11/01/2019								590,188.28	1,008,616.67	155,876.61	574,305.00
4102	82	23380W523	Money Market Fund	Purchase	11/04/2019			45,000.00			-45,000.00
4102	82	23380W523	Money Market Fund	Purchase	11/04/2019			26,500.00			-26,500.00
4102	82	23380W523	Money Market Fund	Purchase	11/04/2019			750,000.00			-750,000.00
5203	82	594918BH6	MSFT 2.65% MAT	Interest	11/04/2019	11/03/2022				26,500.00	26,500.00
5318	82	3133EJP60	FEDERAL FARM CR	Interest	11/04/2019	05/02/2023				45,000.00	45,000.00
Totals for 11/04/2019								821,500.00		71,500.00	-750,000.00
4102	82	23380W523	Money Market Fund	Redemption	11/05/2019				2,450,000.00		2,450,000.00
Totals for 11/05/2019									2,450,000.00		2,450,000.00
5411	82	802498UG8	SMCSCD 1.669%	Purchase	11/06/2019	08/01/2023		650,000.00			-650,000.00
5412	82	802498UH6	SANTA MONICA-	Purchase	11/06/2019	08/01/2024		500,000.00			-500,000.00

Portfolio SCVW

AC

Santa Clara Valley Water Dist.
Transaction Activity Report
Sorted by Transaction Date - Transaction Date

Investment #	Fund	CUSIP	Inv Descrip	TransactionType	TransactionDate	MaturityDate	RedemptionType	New Principal	Principal Paydowns	Interest	Total Cash
4102	82	23380W523	Money Market Fund	Redemption	11/06/2019				650,000.00		650,000.00
4102	82	23380W523	Money Market Fund	Redemption	11/06/2019				500,000.00		500,000.00
4102	82	23380W523	Money Market Fund	Redemption	11/06/2019				25,695.00		25,695.00
4102	82	23380W523	Money Market Fund	Redemption	11/06/2019				850,000.00		850,000.00
Totals for 11/06/2019								1,150,000.00	2,025,695.00		875,695.00
4102	82	23380W523	Money Market Fund	Purchase	11/07/2019			17,384.00			-17,384.00
4102	82	23380W523	Money Market Fund	Purchase	11/07/2019			4,900,000.00			-4,900,000.00
4102	82	23380W523	Money Market Fund	Purchase	11/07/2019			24,273.65			-24,273.65
5054	82	13066TYT5	CADWR 1.713%	Interest	11/07/2019	05/01/2021				24,273.65	24,273.65
5326	82	3136G02F7	FEDERAL NATL	Interest	11/07/2019	05/07/2021				17,384.00	17,384.00
Totals for 11/07/2019								4,941,657.65		41,657.65	-4,900,000.00
5418	82	3130AHJY0	FEDERAL HOME	Purchase	11/08/2019	11/19/2021		2,994,870.00			-2,994,870.00
4102	82	23380W523	Money Market Fund	Purchase	11/08/2019			34,500.00			-34,500.00
4102	82	23380W523	Money Market Fund	Purchase	11/08/2019			37,587.50			-37,587.50
4102	82	23380W523	Money Market Fund	Purchase	11/08/2019			100,000.00			-100,000.00
4102	82	23380W523	Money Market Fund	Redemption	11/08/2019				2,994,870.00		2,994,870.00
5095	82	3133EHJA2	FFCB 1.55% MAT	Interest	11/08/2019	05/08/2020				23,250.00	23,250.00
5142	82	3133EHJA2	FFCB 1.55% MAT	Interest	11/08/2019	05/08/2020				14,337.50	14,337.50
5383	82	3133EKKU9	FEDERAL FARM CR	Interest	11/08/2019	11/08/2023				34,500.00	34,500.00
5383	82	3133EKKU9	FEDERAL FARM CR	Accr Int	11/08/2019	11/08/2023			7,666.67	-7,666.67	0.00
Totals for 11/08/2019								3,166,957.50	3,002,536.67	64,420.83	-100,000.00
5419	82	3134GUPU8	FEDERAL HOME	Purchase	11/12/2019	05/10/2024		2,993,841.67			-2,993,841.67
5416	82	835569GR9	SONOMA 2.061%	Purchase	11/12/2019	08/01/2024		1,000,000.00			-1,000,000.00
4102	82	23380W523	Money Market Fund	Purchase	11/12/2019			31,875.00			-31,875.00
4102	82	23380W523	Money Market Fund	Redemption	11/12/2019				291.67		291.67
4102	82	23380W523	Money Market Fund	Redemption	11/12/2019				2,100,000.00		2,100,000.00
4102	82	23380W523	Money Market Fund	Redemption	11/12/2019				2,993,550.00		2,993,550.00
4102	82	23380W523	Money Market Fund	Redemption	11/12/2019				1,000,000.00		1,000,000.00
5187	82	4581X0CD8	INTERA 2.125%	Interest	11/12/2019	11/09/2020				31,875.00	31,875.00
Totals for 11/12/2019								4,025,716.67	6,093,841.67	31,875.00	2,100,000.00
5417	82	799306QJ7	RAFAEL 1.865%	Purchase	11/13/2019	08/01/2023		1,000,000.00			-1,000,000.00
4102	82	23380W523	Money Market Fund	Purchase	11/13/2019			14,803.50			-14,803.50
4102	82	23380W523	Money Market Fund	Redemption	11/13/2019				1,000,000.00		1,000,000.00
4102	82	23380W523	Money Market Fund	Redemption	11/13/2019				16,100,000.00		16,100,000.00
88-0237LAIF	82	SYS88-0237LAIF	LAIF 4.958%	Redemption	11/13/2019				7,000,000.00		7,000,000.00
5141	82	3133ECPD0	FFCB 1.42% MAT	Interest	11/13/2019	05/13/2020				14,803.50	14,803.50
Totals for 11/13/2019								1,014,803.50	24,100,000.00	14,803.50	23,100,000.00
4102	82	23380W523	Money Market Fund	Purchase	11/14/2019			10,800,000.00			-10,800,000.00

Santa Clara Valley Water Dist.
Transaction Activity Report
 Sorted by Transaction Date - Transaction Date

Investment #	Fund	CUSIP	Inv Descrpt	TransactionType	TransactionDate	MaturityDate	RedemptionType	New Principal	Principal Paydowns	Interest	Total Cash
Totals for 11/14/2019								10,800,000.00			-10,800,000.00
4102	82	23380W523	Money Market Fund	Purchase	11/15/2019			509.59			-509.59
4102	82	23380W523	Money Market Fund	Purchase	11/15/2019			39,375.00			-39,375.00
4102	82	23380W523	Money Market Fund	Purchase	11/15/2019			63,750.00			-63,750.00
4102	82	23380W523	Money Market Fund	Purchase	11/15/2019			26,250.00			-26,250.00
4102	82	23380W523	Money Market Fund	Purchase	11/15/2019			48,832.50			-48,832.50
4102	82	23380W523	Money Market Fund	Purchase	11/15/2019			55,257.50			-55,257.50
4102	82	23380W523	Money Market Fund	Purchase	11/15/2019			42,500.00			-42,500.00
4102	82	23380W523	Money Market Fund	Purchase	11/15/2019			50,000.00			-50,000.00
4102	82	23380W523	Money Market Fund	Purchase	11/15/2019			12,630.00			-12,630.00
4102	82	23380W523	Money Market Fund	Purchase	11/15/2019			6,425.00			-6,425.00
4102	82	23380W523	Money Market Fund	Purchase	11/15/2019			4,274.22			-4,274.22
4102	82	23380W523	Money Market Fund	Purchase	11/15/2019			10,450.87			-10,450.87
4102	82	23380W523	Money Market Fund	Purchase	11/15/2019			21,518.75			-21,518.75
4102	82	23380W523	Money Market Fund	Purchase	11/15/2019			7,250.00			-7,250.00
4102	82	23380W523	Money Market Fund	Purchase	11/15/2019			4,422.85			-4,422.85
4102	82	23380W523	Money Market Fund	Purchase	11/15/2019			30,780.75			-30,780.75
4102	82	23380W523	Money Market Fund	Purchase	11/15/2019			900,000.00			-900,000.00
5062	82	3130A9V32	FHLB-C 1.05% MAT	Interest	11/15/2019	11/15/2021				50,000.00	50,000.00
5179	82	3130ACN83	FHLB-C 1.7% MAT	Interest	11/15/2019	05/15/2020				42,500.00	42,500.00
5277	82	9128284P2	UNITED STATES	Interest	11/15/2019	05/15/2021				39,375.00	39,375.00
5338	82	866264DD3	SUMMIT 2.5% MAT	Interest	11/15/2019	04/15/2020				509.59	509.59
5352	82	91412HEW9	UC 2.608% MAT	Interest	11/15/2019	05/15/2022				4,274.22	4,274.22
5353	82	91412HEX7	UNIVERSITY CALIF	Interest	11/15/2019	05/15/2023				10,450.87	10,450.87
5365	82	91412GQF5	UNIVERSITY CALIF	Interest	11/15/2019	05/15/2024				7,250.00	7,250.00
5366	82	91412GWX9	UNIVERSITY CALIF	Interest	11/15/2019	05/15/2021				12,630.00	12,630.00
5367	82	742651DR0	PRIVATE EXPT	Interest	11/15/2019	11/15/2022				30,780.75	30,780.75
5370	82	91412GQE8	UNIVERSITY CALIF	Interest	11/15/2019	05/15/2023				21,518.75	21,518.75
5372	82	3133EKLA2	FEDERAL FARM CR	Interest	11/15/2019	05/15/2023				34,500.00	34,500.00
5375	82	3133EKLA2	FEDERAL FARM CR	Interest	11/15/2019	05/15/2023				20,757.50	20,757.50
5375	82	3133EKLA2	FEDERAL FARM CR	Accr Int	11/15/2019	05/15/2023			1,037.88	-1,037.88	0.00
5384	82	912828VB3	UNITED STATES	Interest	11/15/2019	05/15/2023				26,250.00	26,250.00
5384	82	912828VB3	UNITED STATES	Accr Int	11/15/2019	05/15/2023			4,850.54	-4,850.54	0.00
5385	82	3133ECPM0	FEDERAL FARM CR	Interest	11/15/2019	05/15/2023				48,832.50	48,832.50
5385	82	3133ECPM0	FEDERAL FARM CR	Accr Int	11/15/2019	05/15/2023			9,495.21	-9,495.21	0.00
5399	82	91412GQD0	UNIVERSITY CALIF	Interest	11/15/2019	05/15/2022				6,425.00	6,425.00
5399	82	91412GQD0	UNIVERSITY CALIF	Accr Int	11/15/2019	05/15/2022			3,426.67	-3,426.67	0.00
5400	82	91412GUZ6	UNIVERSITY CALIF	Interest	11/15/2019	05/15/2022				4,422.85	4,422.85
5400	82	91412GUZ6	UNIVERSITY CALIF	Accr Int	11/15/2019	05/15/2022			2,678.28	-2,678.28	0.00
5404	82	9128286U9	UNITED STATES	Interest	11/15/2019	05/15/2022				31,875.00	31,875.00

Santa Clara Valley Water Dist.
Transaction Activity Report
Sorted by Transaction Date - Transaction Date

Investment #	Fund	CUSIP	Inv Descrip	TransactionType	TransactionDate	MaturityDate	RedemptionType	New Principal	Principal Paydowns	Interest	Total Cash
5404	82	9128286U9	UNITED STATES	Accr Int	11/15/2019	05/15/2022			23,386.55	-23,386.55	0.00
5405	82	9128286U9	UNITED STATES	Interest	11/15/2019	05/15/2022				31,875.00	31,875.00
5405	82	9128286U9	UNITED STATES	Accr Int	11/15/2019	05/15/2022			23,386.55	-23,386.55	0.00
Totals for 11/15/2019								1,324,227.03	68,261.68	355,965.35	-900,000.00
4102	82	23380W523	Money Market Fund	Purchase	11/18/2019			662.47			-662.47
4102	82	23380W523	Money Market Fund	Purchase	11/18/2019			56,250.00			-56,250.00
4102	82	23380W523	Money Market Fund	Purchase	11/18/2019			35,510.50			-35,510.50
4102	82	23380W523	Money Market Fund	Redemption	11/18/2019				950,000.00		950,000.00
5251	82	3133EGAH8	FEDERAL FARM CR	Interest	11/18/2019	05/17/2021				35,510.50	35,510.50
5260	82	33715LBT6	1STTCH 3.25% MAT	Interest	11/18/2019	07/18/2022				662.47	662.47
5376	82	3133EKLQ7	FEDERAL FARM CR	Interest	11/18/2019	05/17/2021				56,250.00	56,250.00
5376	82	3133EKLQ7	FEDERAL FARM CR	Accr Int	11/18/2019	05/17/2021			5,000.00	-5,000.00	0.00
Totals for 11/18/2019								92,422.97	955,000.00	87,422.97	950,000.00
4102	82	23380W523	Money Market Fund	Purchase	11/19/2019			68,500.00			-68,500.00
4102	82	23380W523	Money Market Fund	Redemption	11/19/2019				650,000.00		650,000.00
5170	82	3133EGBL8	FFCB 1.37% MAT	Interest	11/19/2019	05/19/2020				20,550.00	20,550.00
5175	82	3133EGBL8	FFCB 1.37% MAT	Interest	11/19/2019	05/19/2020				20,550.00	20,550.00
5177	82	3133EGBL8	FFCB 1.37% MAT	Interest	11/19/2019	05/19/2020				27,400.00	27,400.00
Totals for 11/19/2019								68,500.00	650,000.00	68,500.00	650,000.00
4102	82	23380W523	Money Market Fund	Purchase	11/20/2019			27,450.00			-27,450.00
4102	82	23380W523	Money Market Fund	Purchase	11/20/2019			10,200,000.00			-10,200,000.00
88-0237LAIF	82	SYS88-0237LAIF	LAIF 4.958%	Purchase	11/20/2019			5,000,000.00			-5,000,000.00
5172	82	3133EHT78	FFCB 1.83% MAT	Interest	11/20/2019	05/20/2020				27,450.00	27,450.00
Totals for 11/20/2019								15,227,450.00		27,450.00	-15,200,000.00
5421	82	313378JP7	FEDERAL HOME	Purchase	11/21/2019	09/10/2021		3,055,962.08			-3,055,962.08
5420	82	3136G03S8	FEDERAL NATL	Purchase	11/21/2019	05/14/2021		1,001,135.80			-1,001,135.80
4102	82	23380W523	Money Market Fund	Redemption	11/21/2019				14,052.08		14,052.08
4102	82	23380W523	Money Market Fund	Redemption	11/21/2019				320.83		320.83
4102	82	23380W523	Money Market Fund	Redemption	11/21/2019				3,200,000.00		3,200,000.00
4102	82	23380W523	Money Market Fund	Redemption	11/21/2019				3,041,910.00		3,041,910.00
4102	82	23380W523	Money Market Fund	Redemption	11/21/2019				1,000,814.97		1,000,814.97
Totals for 11/21/2019								4,057,097.88	7,257,097.88		3,200,000.00
5425	82	3133EKPT7	FEDERAL FARM CR	Purchase	11/22/2019	06/05/2023		2,234,786.79			-2,234,786.79
5423	82	3133834G3	FEDERAL HOME	Purchase	11/22/2019	06/09/2023		3,082,264.58			-3,082,264.58
5424	82	3133834G3	FEDERAL HOME	Purchase	11/22/2019	06/09/2023		3,328,353.27			-3,328,353.27
5422	82	3134GBHM7	FEDERAL HOME	Purchase	11/22/2019	04/27/2022		2,051,685.83			-2,051,685.83
4102	82	23380W523	Money Market Fund	Purchase	11/22/2019				359.26		-359.26
4102	82	23380W523	Money Market Fund	Purchase	11/22/2019			235,000.00			-235,000.00

Santa Clara Valley Water Dist.
Transaction Activity Report
Sorted by Transaction Date - Transaction Date

Investment #	Fund	CUSIP	Inv Descrip	TransactionType	TransactionDate	MaturityDate	RedemptionType	New Principal	Principal Paydowns	Interest	Total Cash
4102	82	23380W523	Money Market Fund	Purchase	11/22/2019			5,050,000.00			-5,050,000.00
5161	82	410493CN8	HANMI 1.8% MAT	Redemption	11/22/2019	11/22/2019	Maturity		235,000.00		235,000.00
4102	82	23380W523	Money Market Fund	Redemption	11/22/2019				28,864.58		28,864.58
4102	82	23380W523	Money Market Fund	Redemption	11/22/2019				21,440.36		21,440.36
4102	82	23380W523	Money Market Fund	Redemption	11/22/2019				31,173.75		31,173.75
4102	82	23380W523	Money Market Fund	Redemption	11/22/2019				3,053,400.00		3,053,400.00
4102	82	23380W523	Money Market Fund	Redemption	11/22/2019				2,213,346.43		2,213,346.43
4102	82	23380W523	Money Market Fund	Redemption	11/22/2019				3,297,179.52		3,297,179.52
4102	82	23380W523	Money Market Fund	Redemption	11/22/2019				3,645.83		3,645.83
4102	82	23380W523	Money Market Fund	Redemption	11/22/2019				2,048,040.00		2,048,040.00
5161	82	410493CN8	HANMI 1.8% MAT	Interest	11/22/2019	11/22/2019				359.26	359.26
Totals for 11/22/2019								15,982,449.73	10,932,090.47	359.26	-5,050,000.00
4102	82	23380W523	Money Market Fund	Purchase	11/25/2019			350.25			-350.25
4102	82	23380W523	Money Market Fund	Purchase	11/25/2019			13,760.00			-13,760.00
4102	82	23380W523	Money Market Fund	Purchase	11/25/2019			20,250.00			-20,250.00
4102	82	23380W523	Money Market Fund	Purchase	11/25/2019			3,000,000.00			-3,000,000.00
4102	82	23380W523	Money Market Fund	Purchase	11/25/2019			235,000.00			-235,000.00
4102	82	23380W523	Money Market Fund	Purchase	11/25/2019			240,000.00			-240,000.00
5018	82	3136G3MK8	FNMA 1.35% MAT	Redemption	11/25/2019	11/25/2019	Maturity		3,000,000.00		3,000,000.00
5160	82	69406PCQ0	PCB 1.7% MAT	Redemption	11/25/2019	11/25/2019	Maturity		235,000.00		235,000.00
5018	82	3136G3MK8	FNMA 1.35% MAT	Interest	11/25/2019	11/25/2019				20,250.00	20,250.00
5160	82	69406PCQ0	PCB 1.7% MAT	Interest	11/25/2019	11/25/2019				339.30	339.30
5160	82	69406PCQ0	PCB 1.7% MAT	Interest	11/25/2019	11/25/2019				10.95	10.95
5209	82	459058FH1	IBRD 1.375% MAT	Interest	11/25/2019	05/24/2021				13,760.00	13,760.00
Totals for 11/25/2019								3,509,360.25	3,235,000.00	34,360.25	-240,000.00
4102	82	23380W523	Money Market Fund	Purchase	11/26/2019			3,000,000.00			-3,000,000.00
4102	82	23380W523	Money Market Fund	Purchase	11/26/2019			43,125.00			-43,125.00
4102	82	23380W523	Money Market Fund	Purchase	11/26/2019			40,000.00			-40,000.00
4102	82	23380W523	Money Market Fund	Purchase	11/26/2019			78,750.00			-78,750.00
4102	82	23380W523	Money Market Fund	Purchase	11/26/2019			9,000,000.00			-9,000,000.00
4102	82	23380W523	Money Market Fund	Purchase	11/26/2019			5,244.17			-5,244.17
4872	82	3135G0ZY2	FNMA 1.75% MAT	Redemption	11/26/2019	11/26/2019	Maturity		3,000,000.00		3,000,000.00
4873	82	3135G0ZY2	FNMA 1.75% MAT	Redemption	11/26/2019	11/26/2019	Maturity		3,000,000.00		3,000,000.00
5088	82	3135G0ZY2	FNMA 1.75% MAT	Redemption	11/26/2019	11/26/2019	Maturity		3,000,000.00		3,000,000.00
5101	82	3133EHGS6	FFCB 2.03% MAT	Redemption	11/26/2019	04/25/2022	Call		2,991,000.00		2,991,000.00
5101	82	3133EHGS6	FFCB 2.03% MAT	Cap G/L	11/26/2019	04/25/2022			9,000.00		9,000.00
4102	82	23380W523	Money Market Fund	Redemption	11/26/2019				4,700,000.00		4,700,000.00
4872	82	3135G0ZY2	FNMA 1.75% MAT	Interest	11/26/2019	11/26/2019				26,250.00	26,250.00
4873	82	3135G0ZY2	FNMA 1.75% MAT	Interest	11/26/2019	11/26/2019				26,250.00	26,250.00
5088	82	3135G0ZY2	FNMA 1.75% MAT	Interest	11/26/2019	11/26/2019				26,250.00	26,250.00

Santa Clara Valley Water Dist.
Transaction Activity Report
Sorted by Transaction Date - Transaction Date

Investment #	Fund	CUSIP	Inv Descrip	TransactionType	TransactionDate	MaturityDate	RedemptionType	New Principal	Principal Paydowns	Interest	Total Cash
5101	82	3133EHGS6	FFCB 2.03% MAT	Interest	11/26/2019	04/25/2022				5,244.17	5,244.17
5102	82	3130ABEC6	FHLB-C 1.6% MAT	Interest	11/26/2019	05/26/2020				16,000.00	16,000.00
5103	82	3130ABEC6	FHLB-C 1.6% MAT	Interest	11/26/2019	05/26/2020				24,000.00	24,000.00
5327	82	3133EJW70	FEDERAL FARM CR	Interest	11/26/2019	05/26/2021				43,125.00	43,125.00
Totals for 11/26/2019								12,167,119.17	16,700,000.00	167,119.17	4,700,000.00
4102	82	23380W523	Money Market Fund	Purchase	11/27/2019			5,000,000.00			-5,000,000.00
4102	82	23380W523	Money Market Fund	Purchase	11/27/2019			5,000,000.00			-5,000,000.00
4102	82	23380W523	Money Market Fund	Purchase	11/27/2019			75,000.00			-75,000.00
4102	82	23380W523	Money Market Fund	Purchase	11/27/2019			55,000.00			-55,000.00
5253	82	3136G4NM1	FEDERAL NATL	Redemption	11/27/2019	05/27/2022	Call		4,874,750.00		4,874,750.00
5253	82	3136G4NM1	FEDERAL NATL	Cap G/L	11/27/2019	05/27/2022			125,250.00		125,250.00
5283	82	3134GSC52	FEDERAL HOME	Redemption	11/27/2019	05/27/2021	Call		5,000,000.00		5,000,000.00
4102	82	23380W523	Money Market Fund	Redemption	11/27/2019				13,750,000.00		13,750,000.00
5253	82	3136G4NM1	FEDERAL NATL	Interest	11/27/2019	05/27/2022				55,000.00	55,000.00
5283	82	3134GSC52	FEDERAL HOME	Interest	11/27/2019	05/27/2021				75,000.00	75,000.00
Totals for 11/27/2019								10,130,000.00	23,750,000.00	130,000.00	13,750,000.00
4102	82	23380W523	Money Market Fund	Purchase	11/29/2019			60,000.00			-60,000.00
4102	82	23380W523	Money Market Fund	Purchase	11/29/2019			65,625.00			-65,625.00
5215	82	3130AECJ7	FEDERAL HOME	Interest	11/29/2019	05/28/2020				65,625.00	65,625.00
5373	82	3134GTPH0	FEDERAL HOME	Interest	11/29/2019	11/28/2022				60,000.00	60,000.00
Totals for 11/29/2019								125,625.00		125,625.00	0.00
4963	82	3135G0F73	FNMA 1.5% MAT	Interest	12/02/2019	11/30/2020				22,500.00	22,500.00
5155	82	912828XE5	T-BILL 1.5% MAT	Interest	12/02/2019	05/31/2020				22,500.00	22,500.00
Totals for 12/02/2019										45,000.00	45,000.00
5233	82	320337BV9	FIGBCA 2.3% MAT	Interest	12/03/2019	08/28/2020				468.82	468.82
Totals for 12/03/2019										468.82	468.82
Grand Total								89,195,075.63	102,228,140.04	1,422,404.41	14,455,468.82



**Santa Clara Valley Water Dist.
Purchases Report
Sorted by Fund - Fund
November 1, 2019 - November 30, 2019**

SANTA CLARA VALLEY WATER
5750 Almaden Expressway
San Jose, San Jose, Ca 951
(408)265-2607

CUSIP	Investment #	Fund	Sec. Type Issuer	Original Par Value	Purchase Date	Payment	Principal Purchase	Accrued at Purchase	Rate at Purchas	Maturity Date	YTM	Ending Book Value
Treasury Management Fund												
802498UG8	5411	82	MUN SMCSCD	650,000.00	11/06/2019	02/01 - 08/01	650,000.00		1.669	08/01/2023	1.669	650,000.00
802498UH6	5412	82	MUN SMCSCD	500,000.00	11/06/2019	02/01 - 08/01	500,000.00		1.719	08/01/2024	1.719	500,000.00
3130AHJY0	5418	82	FAC FHLB	3,000,000.00	11/08/2019	05/19 - 11/19	2,994,870.00		1.625	11/19/2021	1.711	2,995,031.41
3134GUPU8	5419	82	FAC FHLMC	3,000,000.00	11/12/2019	05/10 - 11/10	2,993,550.00	291.67	1.750	05/10/2024	1.800	2,993,917.41
835569GR9	5416	82	MUN SONOMA	1,000,000.00	11/12/2019	02/01 - 08/01	1,000,000.00		2.061	08/01/2024	2.061	1,000,000.00
799306QJ7	5417	82	MUN RAFAEL	1,000,000.00	11/13/2019	02/01 - 08/01	1,000,000.00		1.865	08/01/2023	1.865	1,000,000.00
313378JP7	5421	82	FAC FHLB	3,000,000.00	11/21/2019	03/10 - 09/10	3,041,910.00	14,052.08	2.375	09/10/2021	1.585	3,055,316.32
3136G03S8	5420	82	FAC FNMA	1,000,000.00	11/21/2019	05/14 - 11/14	1,000,814.97	320.83	1.650	05/14/2021	1.594	1,001,120.51
3133EKPT7	5425	82	FAC FFCB	2,175,000.00	11/22/2019	12/05 - 06/05	2,213,346.43	21,440.36	2.125	06/05/2023	1.610	2,234,515.68
3133834G3	5423	82	FAC FHLB	3,000,000.00	11/22/2019	12/09 - 06/09	3,053,400.00	28,864.58	2.125	06/09/2023	1.607	3,081,888.23
3133834G3	5424	82	FAC FHLB	3,240,000.00	11/22/2019	12/09 - 06/09	3,297,179.52	31,173.75	2.125	06/09/2023	1.611	3,327,950.28
3134GBHM7	5422	82	FAC FHLMC	2,000,000.00	11/22/2019	04/27 - 10/27	2,048,040.00	3,645.83	2.625	04/27/2022	1.613	2,051,191.70
			Subtotal	23,565,000.00			23,793,110.92	99,789.10				23,890,931.54
			Total Purchases	23,565,000.00			23,793,110.92	99,789.10				23,890,931.54

THIS PAGE INTENTIONALLY LEFT BLANK

TO: Norma J. Camacho
Chief Executive Officer

FROM: Nina Hawk
Chief Operating Officer
Water Utility Enterprise

SUBJECT: Emergency Declaration to Repair
Almaden Valley Pipeline Pursuant to
Public Contract Code §22050

DATE: December 23, 2019

The purpose of this memorandum is to formally request that you as the Santa Clara Valley Water District (Valley Water) Chief Executive Officer (CEO) immediately declare an emergency pursuant to California Public Contract Code §22050 and Valley Water Resolution 05-67 to enable immediate repair of the Almaden Valley Pipeline (AVP) in the City of San Jose, California. This emergency declaration will exempt Valley Water from undergoing competitive bidding requirements to procure the necessary equipment, supplies, non-professional services, and public works to attend to the emergency action described in this memorandum.

The current condition of the AVP poses an emergency condition as it cannot be safely returned to service prior to significant repairs. Per California Public Contract Code §1102, an emergency is "a sudden, unexpected occurrence that poses a clear and imminent danger, requiring immediate action to prevent or mitigate the loss or impairment of life, health, property, or essential public services."

Background

The AVP consists of approximately 12 miles of 72-inch to 78-inch diameter prestressed concrete cylinder pipe (PCCP) and welded steel pipe, operating under pressure. The pipeline was constructed in two major segments: AVP Unit 1 was constructed in the 1960's, and AVP Unit 2 was constructed in the 1980's. The AVP is used to supply raw water to Valley Water's treatment plants, groundwater recharge facilities, and service connections. When this pipeline is out of service, Valley Water does not have access to the San Luis Reservoir (Central Valley Project), Anderson and Calero Reservoir supplies. The South Bay Aqueduct must be relied upon as the sole source and supply of raw water to all Valley Water treatment facilities.

AVP planned inspection and rehabilitation work was performed in 2007, 2008, 2011, and 2017. On December 5, 2017, Valley Water's CEO declared an emergency and a contractor repaired multiple damaged sections of PCCP identified during inspection at risk of imminent failure. Based on the information gathered, before and after the 2017/2018 repairs, the nature of damage to the pipe was correlated to embrittlement of the PCCP reinforcement wires.

On March 18, 2018, an acoustic fiber optic (AFO) system was brought on-line to monitor the AVP for events that correlate to additional distress of PCCP sections. This AFO system has detected numerous events since installation. Staff has reviewed this information in combination with other pipeline records, including operation and maintenance data, to analyze changes in failure risk and remaining service life of PCCP in AVP. Results of this analysis indicate a particular PCCP section of the AVP, between Shannon Line Valve and Calero Valve Yard, is significantly distressed and at risk of imminent failure.

Potential Consequences

Potential consequences of a pipe failure in this location include:

- a. Physical damage to adjacent area;
- b. Negative impact to endangered species habitat (e.g., steelhead fish) due to excessive raw water discharge into Alamos Creek, along with substantial erosion; and
- c. Significant risk to Valley Water’s ability to provide sufficient water to meet minimum water supply demands due to prolonged pipeline outage to repair a pipe break.

Potential consequences of a prolonged outage to isolate and repair the pipeline in this location include:

- a. Inability to meet contractual water supply agreements, which restrict planned outages between November and March;
- b. Inability to meet treated water allotment obligations to retailers beginning May 2020; and
- c. Valley Water treatment facilities must rely solely on the South Bay Aqueduct for raw water supply.

Based on the current condition of significantly distressed pipe sections and associated risks, Valley Water cannot return the AVP to safe and reliable service unless repair of significantly distressed pipe sections is performed. The planned return to service date for AVP in this location is February 27, 2020. Failure to return the pipeline to service by the prescribed date will pose a significant risk to Valley Water’s ability to provide sufficient water to meet minimum water supply demands, as Valley Water’s contractual obligations for water delivery increase.


Recommendation

Staff recommends a Declaration of Emergency be issued so that immediate action can be taken to complete all work activities related to the repair of structurally distressed pipe on the Almaden Valley Pipeline. Based on the substantial evidence detailed above, I recommend that you officially declare that an emergency situation exists as defined by the California Public Contract Code §1102. If you agree with this recommendation, please indicate concurrence by signing below.



Aaron Baker
Deputy Operating Officer
Water Utility Enterprise
Acting for Nina Hawk
Chief Operating Officer
Water Utility Enterprise

Concur:



Nina Hawk
Chief Operating Officer
Water Utility Enterprise
Acting for Norma J. Camacho
Chief Executive Officer

District Counsel:



Leslie Orta
Senior Assistant District Counsel

OUTGOING BOARD CORRESPONDENCE

This page intentionally left blank.

Board correspondence has been removed from the online posting of the Non-Agenda to protect personal contact information. Lengthy reports/ attachments may also be removed due to file size limitations.

Copies of board correspondence and/or reports/attachments are available by submitting a public records request to publicrecords@valleywater.org

This page intentionally left blank.