



SANTA CLARA VALLEY WATER DISTRICT

NON-AGENDA

October 29, 2021

Board Policy EL-7 Communication and Support to the Board
The BAOs shall inform and support the Board in its work.

Page		<u>CEO BULLETIN & NEWSLETTERS</u>
		CEO Bulletin: None
		<u>BOARD MEMBER REQUESTS & INFORMATIONAL ITEMS</u>
4		BMR/IBMR Weekly Reports: 10/28/21
5		Memo from David Cahen, to the Board of Directors, dated 10/21/21, regarding Risk Management Communication.
15		Memo from Michele King, COB, to the Board of Directors, dated 10/22/21, regarding October 22, 2021 Agenda Item 2.1.
18		Memo from Darin Taylor, to the Board of Directors, dated 10/25/21, regarding Monthly and Quarterly Report of Investments as of September 30, 2021.
		<u>INCOMING BOARD CORRESPONDENCE</u>
48		Board Correspondence Weekly Report: 10/28/21
49		Email from Michael Boyd, to Director Hsueh, dated 10/22/21, regarding the Water Conservation Rebate Program (C-21-0164).
51		Letter from Carrie Levin, to the Board of Directors, dated 10/20/21, regarding Recycled and Purified Water (C-21-0165).
		<u>OUTGOING BOARD CORRESPONDENCE</u>
53		Email from Director Varela, to Natalie Lodewyk, dated 10/20/21, regarding Wild Pigs in Morgan Hill Neighborhood (C-21-0163).

Board correspondence has been removed from the online posting of the Non-Agenda to protect personal contact information. Lengthy reports/attachments may also be removed due to file size limitations. Copies of board correspondence and/or reports/attachments are available by submitting a public records request to publicrecords@valleywater.org.

CEO BULLETIN

BOARD MEMBER REQUESTS and Informational Items

Report Name: Board Member Requests

Request	Request Date	Director	BAO/Chief	Staff	Description	20 Days Due Date	Expected Completion Date	Disposition
R-21-0004	10/12/21	Hsueh	Baker	Gin Bijoor	Staff to work with the Water Conservation and Demand Management Committee on the perspective timeline to incorporate water wise requirements into new developments, i.e., Cambrian Park, Valco, and Google San Jose projects.	11/01/21		



MEMORANDUM

FC 14 (02-08-19)

TO: Board of Directors

FROM: David Cahen
Risk Manager

SUBJECT: Risk Management Communication

DATE: October 21, 2021

The purpose of this memorandum is to provide you a copy of recent Risk Management staff's communication with parties/individuals that have filed a claim against the District.

Please find the following:

- 1) October 18, 2021 - claim confirmation letter to David and Annette Batey (District 1).
- 2) October 21, 2021 - claim confirmation letter to Roga Gabucan (District 1).

For additional information, please contact me at 408-630-2213.

DocuSigned by:

David Cahen

C7D7286EAC9E4C8...
David Cahen
Risk Manager



Clean Water • Healthy Environment • Flood Protection

October 18, 2021

David and Annette Batey
3275 Butterfly Lane
Morgan Hill, CA 95037

Re: Receipt of Claim – L2120002

Dear David and Annette Batey:

We received your claim regarding the wild pigs that allegedly crossed the dried lakebed to access your property causing damage to your sod, yard bench and potted plants.

We will investigate the claim and notify you of our findings.

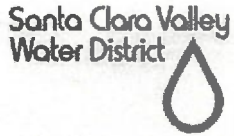
If you have any questions, please don't hesitate to contact me at (408) 630-2213 or at dcahen@valleywater.org

Sincerely,

DocuSigned by:

David Cahen
Risk Manager





**CLAIM AGAINST THE SANTA CLARA VALLEY WATER DISTRICT
California Government Code Sections 900 and following**

Clerk of the Board's Date Stamp 10/18/21 7:45am	
For SCVWD Use Only	
Date Received:	ROUTING
<input type="checkbox"/> Via U.S. Mail:	<input checked="" type="checkbox"/> CEO:
<input type="checkbox"/> Hand Delivered:	<input checked="" type="checkbox"/> District Counsel
<input checked="" type="checkbox"/> E-mail: Clerk of the Board	<input checked="" type="checkbox"/> Risk Management
<input type="checkbox"/> Other: _____	<input checked="" type="checkbox"/> COB
	<input checked="" type="checkbox"/> BOD (District #): 1

The completed form can be mailed, sent electronically or hand delivered. Mail or deliver to:

Clerk of the Board
Santa Clara Valley Water District-HQ
5700 Almaden Expressway
San Jose, CA 95118

Or submit the completed form electronically to:
clerkoftheboard@valleywater.org

With certain exceptions, claims for personal injury or property damage MUST be filed within six months of the incident giving rise to the claim. Claimant must complete each section. If information is unknown, write "unknown" in the appropriate box. Please use additional pages if necessary. Please attach itemized receipts, witness statements, photos and all other documentation that you believe will be helpful to process your claim. Claimant MUST sign and date the form; see last page.

Name of Claimant: David + Annette Batey			
Address of Claimant: 3275 Butterfly Lane	City: Morgan Hill	State: CA	Zip: 95037
Mailing Address to Which Notices Should be Sent if Different From Above:	City: 0	State:	Zip:
Home Phone Number:	Cell Phone Number: 408-660-7125	Work Phone Number:	
Is this claim being filed on behalf of a minor? <input type="checkbox"/> Yes <input checked="" type="checkbox"/> No		If so, please indicate minor's date of birth: _____ Relationship to the minor: _____	
Date and time of incident or loss: 2021 September-October	Location of incident or loss (address): 3275 Butterfly Lane	Is there a police report? <input type="checkbox"/> Yes If Yes, Police Report #: <input type="checkbox"/> No	

Describe how the incident or loss happened, and the reason you believe the Santa Clara Valley Water District is responsible for your damages (Please attach additional sheets if necessary):

Wild pigs have invaded our neighborhood. This coincides with the draining of the Lake Anderson Reservoir by the Santa Clara Valley Water District. The pigs now walk across the dry lakebed and into our neighborhood.

In detail, describe the damage or injury (Please attach additional sheets if necessary):

Wild pigs have dug up our grass in the back yard, chawed down a bank of dirt, broken a lawn bench, ripped open bags of lawn clippings, scattering them (and wood piles). This happens during the day and at night and is a danger to anyone outside as well as destructive.

List Name(s) and contact information of any witness(es) or District employee involved (if any):

DAMAGES CLAIMED: Basis for computation of amounts claimed (include copies of bills, invoices, estimates, receipts, photos, police case # or other documentation.) Note: If your claim is more than \$10,000, you need not fill in an amount, but must state whether jurisdiction for the claim would be in the Limited Jurisdiction (up to \$25,000) or Unlimited jurisdiction of the Superior Court.

Is the amount of the claim under \$10,000? Yes No
Court Jurisdiction: (Check One) Limited Civil Unlimited Civil

ITEMS	CLAIM AMOUNT
1. 1,500 sq ft sod (w/delivery)	\$ 1199.00
2. organic compost (w/delivery)	\$ 400.00
3. yard bench	\$ 500.00
4. potted plants	\$ 200.00
5. Labor - landscape reconstruction, sod	\$ 2200.00
TOTAL AMOUNT	\$ 4499.00

WARNING: IT IS A CRIMINAL OFFENSE TO FILE A FALSE OR FRAUDULENT CLAIM (Penal Code Section 72 and 550)

I have read the matters and statements made in the above claim and I know the same to be true of my own knowledge, except to those matters stated upon information and belief and as to such matters I believe the same to be true. I certify under penalty of perjury that the foregoing is TRUE and CORRECT.

Signed this 10 day of October, 2021 David Borty
Claimant's signature

Government Code Section 945.6 provides that, with limited exceptions, any suit brought against a public entity must be commenced:

- (1) If written notice is given of a denial of claim in accordance with **Section 913**, not later than six months after the date such notice is personally delivered or deposited in the mail.
- (2) If written notice is not given of a denial of claim in accordance with **Section 913**, within two years from the accrual of the cause of action.



Clean Water • Healthy Environment • Flood Protection

October 21, 2021

Roga Gabucan
16620 Oakview Circle
Morgan Hill, CA 95037

Re: Receipt of Claim – L2120003

Dear Mr. Gabucan:

We received your claim regarding the wild boars that destroyed the grass area of your property.

We will investigate the claim and notify you of our findings.

If you have any questions, please don't hesitate to contact me at (408) 630-2213 or at dcahen@valleywater.org

Sincerely,

DocuSigned by:

A handwritten signature in black ink that reads "David Cahen".

C7D7286EAC9E4C8...

David Cahen
Risk Manager





CLAIM AGAINST THE SANTA CLARA VALLEY WATER DISTRICT
California Government Code Sections 900 and following
 Page 1 of 2

<p>The completed form can be mailed, sent electronically or hand delivered. Mail or deliver to:</p> <p>Clerk of the Board Santa Clara Valley Water District-HQ 5700 Almaden Expressway San Jose, CA 95118</p> <p>Or submit the completed form electronically to: clerkoftheboard@valleywater.org</p>	Clerk of the Board's Date Stamp 10/20/21 3:20pm	
	For SCVWD Use Only	
	Date Received: 10/20/21	ROUTING
	<input type="checkbox"/> Via U.S. Mail:	<input checked="" type="checkbox"/> CEO:
	<input type="checkbox"/> Hand Delivered:	<input checked="" type="checkbox"/> District Counsel
	<input checked="" type="checkbox"/> E-mail: Clerk of the Board	<input checked="" type="checkbox"/> Risk Management
	<input type="checkbox"/> Other:	<input checked="" type="checkbox"/> COB
	<input checked="" type="checkbox"/> BOD (District #): 1	

With certain exceptions, claims for personal injury or property damage MUST be filed within six months of the incident giving rise to the claim. Claimant must complete each section. If information is unknown, write "unknown" in the appropriate box. Please use additional pages if necessary. Please attach itemized receipts, witness statements, photos and all other documentation that you believe will be helpful to process your claim. Claimant MUST sign and date the form; see last page.

Name of Claimant: Roga Gabucan			
Address of Claimant: 16620 OAK VIEW CIR	City: Morgan Hill	State: CA	Zip: 95037
Mailing Address to Which Notices Should be Sent if Different From Above:	City:	State:	Zip:
Home Phone Number: 408 439 4177	Cell Phone Number: 408) 439-4178	Work Phone Number:	
Is this claim being filed on behalf of a minor? <input type="checkbox"/> Yes <input checked="" type="checkbox"/> No		If so, please indicate minor's date of birth: _____ Relationship to the minor: _____	
Date and time of incident or loss: 10-18-21 @ 1:30 A.M.	Location of incident or loss (address): FRONT YARD	Is there a police report? <input type="checkbox"/> Yes If Yes, Police Report #: _____ <input checked="" type="checkbox"/> No	

Describe how the incident or loss happened, and the reason you believe the Santa Clara Valley Water District is responsible for your damages (Please attach additional sheets if necessary):

The Problem started after draining Lake Anderson. Herds of wild boars could now cross the lake and expanding several square miles of their habitat. I have lived here for about five years. Never once I had problems with wild boars until the lake was drained. I have neighbors that lived here for over 45 years and never once has this problem also.



CLAIM AGAINST THE SANTA CLARA VALLEY WATER DISTRICT
California Government Code Sections 900 and following

In detail, describe the damage or injury (Please attach additional sheets if necessary):

A PAC OF Wild Boars destroy my YARD which I had installed About 4 years Ago. I spend so much Putting this GRASS in and maintaining it to be destroyed in just 2 HOURS.

List Name(s) and contact information of any witness(es) or District employee involved (if any):

I had Ring Video and the Community of Jackson Oaks & Holiday lake whos having this ISSUES.

DAMAGES CLAIMED: Basis for computation of amounts claimed (include copies of bills, invoices, estimates, receipts, photos, police case # or other documentation.) Note: If your claim is more than \$10,000, you need not fill in an amount, but must state whether jurisdiction for the claim would be in the Limited Jurisdiction (up to \$25,000) or Unlimited jurisdiction of the Superior Court.

Is the amount of the claim under \$10,000? Yes No
 Court Jurisdiction: (Check One) Limited Civil Unlimited Civil

ITEMS	CLAIM AMOUNT
1. <i>Over 4,000 SQF OF GRASS AREA</i>	<i>\$ 10,000</i>
2.	\$
3.	\$
4.	\$
TOTAL AMOUNT	\$ 10,000

WARNING: IT IS A CRIMINAL OFFENSE TO FILE A FALSE OR FRAUDULENT CLAIM (Penal Code Section 72 and 550)

I have read the matters and statements made in the above claim and I know the same to be true of my own knowledge, except to those matters stated upon information and belief and as to such matters I believe the same to be true. I certify under penalty of perjury that the foregoing is TRUE and CORRECT.

Signed this 20th day of October, 20 21

[Signature]
 Claimant's signature

Government Code Section 945.6 provides that, with limited exceptions, any suit brought against a public entity must be commenced:

- (1) If written notice is given of a denial of claim in accordance with **Section 913**, not later than six months after the date such notice is personally delivered or deposited in the mail.
- (2) If written notice is not given of a denial of claim in accordance with **Section 913**, within two years from the accrual of the cause of action.



L2120003
Gabucan, Roga



L2120003
Gabucan, Roga



L2120003
Gabucan, Roga

TO: Board of Directors**FROM:** Michele King, Clerk of the Board**SUBJECT:** October 22, 2021 Agenda Item 2.1**DATE:** October 22, 2021

Please find attached comment received after the cut-off for Agenda Item 2.1. at the October 22, 2021, Board Meeting.

(Water Supply Master Plan Monitoring and Assessment Program Update 2021)

Michelle Critchlow

Subject: FW: SCVWD Agenda Comment Form

From: ifdrupaladmin@ifsight.net <ifdrupaladmin@ifsight.net>

Sent: Friday, October 22, 2021 1:02 PM

To: Clerk of the Board <clerkoftheboard@valleywater.org>

Subject: SCVWD Agenda Comment Form

Submitted on Fri, 10/22/2021 - 1:02 PM

Submitted values are:

Name

Katja Irvin

Address

215 S 19th St
San Jose, California. 95116

Telephone

(408) 569-8214

Email

katja.irvin@sbcglobal.net

Agency, Business or Group (if applicable)

n/a

Board Meeting Date

2021-10-22

Agenda Item Number

2.1

I would like to

No Position--Comment Only

Comment Form

Thank you for holding this special meeting today about the ongoing process of water supply planning for Santa Clara County.

We appreciate the Monitoring and Assessment Program and continuing re-evaluation of the context for Valley Water's water supply planning in an uncertain and quickly shifting water supply context.

However, there are a few topics where information and transparency are not being provided, at least not in a public forum.

We believe the Board should schedule public hearing about the following three topics.

- First, we would like to see more information provided about the BF Sisk Dam Raise and San Luis Reservoir expansion. How much new storage will this project provide for Valley Water at what cost compared to the storage projects in the

Water Supply Master Plan? Also, how much or how little does the project contribute toward achieving the water supply reliability goals of the Master Plan?

- Second, we would like to see more information about the San Luis Low Point Project. What is the status of this project? Is there a final EIR/EIS and if not when will that be completed? Has the Pacheco Reservoir been finalized as the preferred alternative and is there a Final Feasibility Report?
- Third, we would like to see more information provided about the expectation of increased imported water deliveries from the Delta in wet years. It is unclear what this means. Is Valley Water expecting more than the current maximum deliveries under our CVP and SWP contracts, or just getting closer to the maximum allowed under those contracts? If the District is expecting to get more, what approvals are needed such as updated contracts or water rights?

Also quickly, we would like to highlight a few items from today's staff report that further indicate the water supply benefits of the proposed Pacheco Reservoir will not be sufficient to warrant the extremely high cost of this project.

- First, the staff report says that current storage facilities are unlikely to be fully utilized under future climate change scenarios, which indicates that new storage such as Pacheco Reservoir is of questionable value. The good news is that the staff report also says current storage is projected to be sufficient given decreased demand projections and local planned supply projects such as conservation, recycling, and stormwater capture.
- Also, the main benefit of the Pacheco Reservoir project is now cited as improving operation flexibility, but given the projected 25% decrease in imported water supplies this seems uncertain and questionably worth the extremely high cost of the project to Santa Clara County ratepayers and property owners.

Our letter also brings up the topic of evaluating environmental and social impacts of Master Plan projects and considering those in decision making. We hope you will consider this idea to help improve the overall outcomes of your water supply program.

There is much more to discuss about the Master Plan and the MAP, but these are the most important thoughts I wanted to share with you today, in hopes that you will request staff to bring the suggested topics back to the Board for public hearing. At the same time, a public hearing at the Board is not the appropriate venue for real public input.

We appreciate very much that staff made time to meet with three environmental NGO representatives in August and made earnest efforts to respond to questions we submitted after that meeting. However, we still feel like we are at the beginning of the discussion. Therefore, we suggest that Valley Water convene some kind of forum for stakeholders to discuss and provide more in-depth input on the topic of water supply, something like a yearly Water Supply Public Forum that could include break-out groups where real discussion can occur. Something like that Drought Summit that will take place tomorrow, which I'm looking forward to participating in.

Thank you for considering these comments.

Subject: Monthly and Quarterly Report of Investments as of September 30, 2021

**MEMORANDUM**

FC 14 (02-08-19)

TO: Board of Directors**FROM:** Darin Taylor,
Chief Financial Officer**SUBJECT:** Monthly and Quarterly Report of Investments
as of September 30, 2021**DATE:** October 25, 2021**SUMMARY:**

In accordance with Santa Clara Valley Water District ("Valley Water") Investment Policy and California Government Code sections 53607 and 53646, the Treasurer's Monthly and Quarterly Report of Investments as of September 30, 2021 is attached. This report complies with Executive Limitation-4 Financial Management.

RATIONALE:

California Government Code section 53607 requires the Treasurer of the local agency who has been delegated with the authority to invest funds to provide a monthly report of the investment transactions to the legislative body. Furthermore, Government Code Section 53646 recommends that the Treasurer submit a quarterly report to the legislative body of the local agency to assist with its fiscal oversight role. The quarterly report shall include the types of investment, issuer, date of maturity, par, market value and dollar amount for all securities, investments and moneys held by the local agency. The report shall also confirm compliance of the portfolio with the investment policy as well as a statement denoting the agency's ability to meet its expenditure requirements for the next six months. This report is provided to the Board in compliance with Board Investment Policy and Government Code sections 53607 and 53646.

STAFF ANALYSIS:**Interest Rates**

The yield-to-maturity of the investment portfolio as of September 30, 2021, was 1.06%. This represents an increase of 0.12% compared to the yield of 0.94% for June 30, 2021.

Table 1 below summarizes the historical yield-to-maturity of the investment portfolio.

Table 1 - Portfolio Yield-to-Maturity (365 days equivalent)				
Fiscal Year	September Q1	December Q2	March Q3	June Q4
2021	1.41%	1.24%	1.14%	0.94%
2022	1.06%			

Subject: Monthly and Quarterly Report of Investments as of September 30, 2021

Investment Strategy

In accordance with the strategy recommended by the Investment Committee and approved by the Board, staff continues to ladder the portfolio. When funds mature, if the money is not needed for current expenditures, they are reinvested in securities that have maturities of up to five years.

The average life of the portfolio on September 30, 2021 was 648 days (1.8 years), well within the 2.5-year average life threshold permitted by the Investment Policy. During the quarter, the Treasury Officer purchased 5 securities totaling \$19.8M and yield-to-maturity ranging from 0.70% to 0.96% and weighted average yield-to-maturity of 0.83%.

Valley Water's portfolio is invested with a primary goal of safety. To accomplish this goal, staff only invests in securities that are permitted by California Government Code and the Valley Water Investment Policy. These securities have high credit ratings and maturities of no more than 5 years. As of September 30, 2021, approximately 66% of the portfolio was held in US Government Treasury/Agency Notes and Municipal Bonds, 30% was held in liquid funds (Local Area Investment Fund/money market mutual fund, CD's) and 4% in supranational/corporate medium-term notes.

The low short-term interest rate environment is primarily driven by the continued low Federal Funds target rate. At the September 21-22, 2021 meeting, the Federal Open Market Committee (FOMC) stated: "All members agreed to keep the target range for the federal funds rate at 0 to ¼ percent, and they expected that it would be appropriate to maintain this target range until labor market conditions had reached levels consistent with the Committee's assessments of maximum employment and inflation had risen to 2 percent and was on track to moderately exceed 2 percent for some time."

Staff recommends continuing the strategy of investing in short-term, liquid instruments such as money market mutual funds, Local Area Investment Fund (LAIF), high grade corporate medium-term notes and short-term U.S. government treasury and agency securities until financial markets show clear and continued signs of stabilization and improvement. While this strategy has the effect of achieving a lower investment yield compared to a longer-term investment strategy, safety and liquidity of the investment portfolio will be maintained. Staff will look for value within the five-year horizon and will match maturities with cash flow requirements as opportunities arise.

Subject: Monthly and Quarterly Report of Investments as of September 30, 2021

Interest Income

For the quarter ended September 30, 2021, Valley Water received total interest earnings of \$1.74 million. Table 2 below illustrates the historical interest earnings of the investment portfolio.

Table 2 – Portfolio Quarterly Interest Earnings		
Fiscal Year	Quarter Ending:	Earnings*
2020-21	September	\$2,413,293
	December	\$2,104,823
	March	\$2,060,745
	June	\$1,894,339
	Total	\$8,473,200
2021-22	September	\$1,741,431
	December	
	March	
	June	
	Total	\$1,741,431

** Earnings include interest earned plus accrued interest and adjustments for premiums/discounts for the period.*

Performance Measurement

Valley Water benchmarks its portfolio performance against the 24-month floating average of the 2-year Treasury note. This benchmark approximates relatively closely to the holdings of Valley Water. However, there is no benchmark that will exactly mimic the Valley Water's mix of investments.

For the quarter ended September 30, 2021, the investment portfolio yield-to-maturity was 1.06% while the benchmark yield was 0.46% for a positive difference of 0.60%. Yields on the 2-year Treasury note reflect the gradually lowering interest rate in the short end of the yield curve. The District's yields are modestly higher because of the staggered maturity investment strategy described above and holding to maturity certain securities purchased in times of higher rates.

As a result of low interest rates in the current market environment, the redemption of higher-yielding callable securities and the continued maturities of securities bought in better economic times, the yield on the investment portfolio is expected to remain modest over the next few quarters but may gradually increase over time as the U.S. economy improves and global uncertainties wane. The introduction of COVID19 vaccines and the deployment to the population has begun to ease some uncertainties. The portfolio will continue to be invested according to the tenets of safety, liquidity and yield in conformance with the California Government Code and Valley Water Investment Policy.

Subject: Monthly and Quarterly Report of Investments as of September 30, 2021

Summary of Cumulative Changes in the Investment Portfolio

The book value of the portfolio was approximately \$665 million on September 30, 2021 compared to \$766.4 million on June 30, 2021, a decrease of \$101 million or 13.2%. The decrease in book value is primarily due to various planned expenditures, such as the capital expenditures for the San Francisco Bay Shoreline project (\$46 million), semi-annual payments for the State Water Project and Central Valley Project (\$13.2 million), as well as annual payments to the California Public Employees' Retirement System (\$24.8 million), and other quarterly expenditures. The historical quarterly changes in book value are summarized in Table 3 below.

Table 3 – Portfolio Book Value				
Fiscal Year	Quarter Ending:	Book Value	\$ Change	% Change
2020-21	September	\$660,781,931	(\$39,035,840)	-5.6%
	December	\$696,674,989	\$35,893,058	5.4%
	March	\$727,269,951	\$30,594,962	4.4%
	June	\$766,363,500	39,093,500	5.4%
2021-22	September	\$665,132,641	(\$101,230,859)	-13.2%
	December			
	March			
	June			

Subject: Monthly and Quarterly Report of Investments as of September 30, 2021

Portfolio Market Valuation

In accordance with California Government Code, all public agencies must report unrealized gains and losses in their investment portfolios on a quarterly basis. Table 4 below shows the market value of Valley Water's investments as reported by ICE Data Pricing & Reference Data, LLC on September 30, 2021 compared to the amortized book value.

Table 4 – Portfolio Market Value	
Market Value	\$669,057,091
Amortized Book Value	\$665,132,165
Unrealized Gain (Loss)	\$3,924,926

If the entire portfolio had been liquidated on September 30, 2021, Valley Water would have received \$3,924,926 more than the total amortized cost of the portfolio. This is the result of a direct relationship between changes in market interest rates and the value of investment securities. As general market interest rates increase, the value of investments purchased at lower yields decrease, and as general market interest rates decrease, the value of investments purchased at higher yields increase.

Valley Water's Investment Policy dictates a buy-and-hold strategy in which the Valley Water holds all securities to their maturity under normal operating conditions. When an investment matures, Valley Water is paid the full-face value of that security and therefore incurs no loss or gain. Since the portfolio was not liquidated, the "gain" was unrealized and had no impact on the portfolio size or yield.

Collateralization of Outstanding Repurchase Agreements

As of September 30, 2021, Valley Water had no outstanding repurchase agreements.

Debt Information

The Investment Policy and governmental regulations require that Valley Water report on the investment of bond proceeds. Investment of bond proceeds is governed by the legal bond documents and applicable governmental regulations. In particular, these funds can be invested for longer periods to match the terms of the outstanding bonds.

Investment of Debt Proceeds

Table 5 below summarizes the debt proceeds investment information as of September 30, 2021. The investments of the debt proceeds are in accordance with the provisions for Permitted Investments as specified in each corresponding Indenture/Trust Agreement.

Table 5 – Debt Proceeds Market Value			
Description	Market Value 9/30/2021	Yield at market	Maturity Date
Series 2012A Reserve Fund	\$5,460,515	1.875%	09/30/2022
Series 2020C Project Fund	\$20,681,091	0.21%*	N/A
Series 2020D Project Fund	\$27,941,919	0.21%*	N/A

*Yield at market for Series 2020C/D represents LAIF yield as of September 30, 2021

Subject: Monthly and Quarterly Report of Investments as of September 30, 2021

Compliance with State Law and Valley Water Policy

For the quarter ended September 30, 2021, all investments were in compliance with the Investment Policy and Board Executive Limitation 7.6.

Valley Water holds several Certificates of Deposit (“CD”) issued by various banks and credit unions. The CD account balances are generally maintained at or below the federal insurance maximum of \$250,000 per CD, with the exception of the following CDs which are separately insured by Letters of Credit from the Federal Home Loan Bank of San Francisco with a minimum of 105% insurance value for account balances in excess of the \$250,000 federal insurance limit: Community Bank of the Bay, Meriwest Credit Union, and Technology Credit Union.

On October 13, 2020, the Board authorized placing a deposit of up to \$14 million in a Certificate of Deposit Account Registry Service (CDARS) account with the Bank of San Francisco as part of the transaction related to the establishment of a \$170 million syndicated bank line of credit. The Bank of San Francisco CDAR account in the amount of \$14 million was established on October 29, 2020, and all account balances held in the CDAR is insured by the Federal Deposit Insurance Corporation.

The investment portfolio has been structured to ensure that sufficient monies will be available to cover anticipated expenditures in the coming six months.

Socially Responsible Investments

In a unanimous vote on December 12, 2017, the board voted to amend the investment policy to promote socially responsible investment (SRI) practices, and adopted a set of moral, ethical, environmental, social and governance guiding principles (ESG) to lead investment decisions. The board approved prioritizing local investment possibilities with California based banks and banks with less than \$10 billion in assets, to keep funds in the local economy and promote local job growth. On August 11, 2020, the board enhanced the ESG policy to keep a minimum of 4% of liquid cash in banks with up to \$10 billion in assets and 1% in banks with up to \$2 billion in assets to promote Valley Water’s investments in local community banks


Total CDs and deposits placed with local banks and credit union is \$41 million for the period ended September 30, 2021. This represents approximately 6% of the overall Valley Water portfolio’s book value. The change in Valley Water’s investment in CDs and collateralized deposits is summarized in Table 6 below. The slight increase in book value is due to interest earning for the period.

Table 6 – Certificate of Deposit (CDs) & Money Market Deposit Summary				
Description	Book Value 06/30/2021	Book Value 09/30/2021	Increase/ (Decrease)	% Change
CDs/Collateralized Deposit Accounts	\$41,004,342	\$41,073,607	\$69,265	0.17%

Subject: Monthly and Quarterly Report of Investments as of September 30, 2021

DocuSigned by:
 10/25/2021
2493486EB1B9488...

Prepared by: Prachi Tara
Treasury, Staff Analyst

DocuSigned by:
 10/25/2021
7BC5EFA2A234AD...

Reviewed by: Charlene Sun
Treasury, Debt and Grants Officer

Attachments:

- 1: Portfolio Management reports
- 2: Portfolio Composition Pie Chart
- 3: Yield Comparison Graph




Santa Clara Valley Water Dist.
Portfolio Management
Portfolio Summary
September 30, 2021

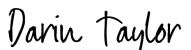
SANTA CLARA VALLEY WATER
 5750 Almaden Expressway
 San Jose, San Jose, Ca 951
 (408)265-2607

Investments	Par Value	Market Value	Book Value	% of Portfolio	YTM 365 Equiv.	Term	Days to Maturity
Treasury Securities - Coupon	40,000,000.00	40,252,645.00	40,358,296.07	6.07	0.909	1,421	1,106
Federal Agency Issues - Coupon	330,957,000.00	335,113,702.89	332,681,120.76	50.02	1.288	1,528	943
Negotiable CD's - Interest Bearing	480,000.00	489,408.48	480,000.00	0.07	2.173	1,645	782
LAIF	74,259,505.28	74,259,505.28	74,259,505.28	11.16	0.330	1	1
Medium Term Notes	15,003,000.00	15,218,470.74	14,921,746.61	2.24	2.477	1,495	517
Money Market Account	40,092,832.91	40,092,832.91	40,092,832.91	6.03	0.020	1	1
TimeCD_Deposit Account	83,382,779.66	83,382,779.66	83,382,779.66	12.54	0.370	1	1
Supranational	15,000,000.00	15,215,100.62	15,143,179.65	2.28	1.012	1,663	1,307
Municipal Bonds	63,600,000.00	65,032,645.80	63,813,179.75	9.59	2.035	1,504	702
	662,775,117.85	669,057,091.38	665,132,640.69	100.00%	1.059	1,068	648

Total Earnings	September 30 Month Ending	Fiscal Year To Date
Current Year	575,602.82	1,741,430.88
Average Daily Balance	649,591,942.74	668,691,329.81
Effective Rate of Return	1.08%	1.03%

Current market pricing is updated at the end of each month from data provided by Interactive Data, a securities pricing service.

DocuSigned by:

 Charlene Sun 7BC5E9FA2A234AD... 10/25/2021
 Charlene Sun Date
 Treasury/Debt Officer

DocuSigned by:

 Darin Taylor 9CB8A1450C2B497... 10/25/2021
 Darin Taylor, Chief Financial Officer

Reporting period 09/01/2021-09/30/2021

Run Date: 10/10/2021 - 22:02

**Santa Clara Valley Water Dist.
Portfolio Management
Activity Summary
September 2020 through September 2021**

Month End	Year	Number of Securities	Total Invested	Yield to Maturity		Managed Pool Rate	Number of Investments Purchased	Number of Investments Redeemed	Average Term	Average Days to Maturity
				360 Equivalent	365 Equivalent					
September	2020	165	660,781,931.46	1.394	1.413	1.470	0	3	844	512
October	2020	173	652,434,123.09	1.359	1.378	0.840	11	1	920	570
November	2020	173	648,593,642.80	1.344	1.363	0.840	1	4	915	556
December	2020	177	696,674,989.43	1.224	1.241	0.840	8	5	893	564
January	2021	181	723,590,911.95	1.156	1.172	0.630	9	4	919	589
February	2021	182	714,887,370.60	1.174	1.191	0.630	5	1	976	626
March	2021	187	727,269,950.90	1.123	1.139	0.630	6	4	998	656
April	2021	184	750,381,688.73	1.060	1.075	0.440	1	2	982	640
May	2021	187	708,498,561.04	1.051	1.065	0.440	5	11	1,028	675
June	2021	176	766,363,499.85	0.928	0.941	0.440	0	7	908	587
July	2021	170	658,221,931.84	1.053	1.068	0.330	1	2	1,050	660
August	2021	169	655,879,921.26	1.052	1.066	0.330	1	2	1,055	647
September	2021	170	665,132,640.69	1.045	1.059	0.330	3	2	1,068	648
Average		176	694,516,243.36	1.151%	1.167%	0.630	4	4	966	610

Santa Clara Valley Water Dist.
Portfolio Management
Activity By Type
September 1, 2021 through September 30, 2021

CUSIP	Investment #	Issuer	Stated Rate	Transaction Date	Purchases or Deposits	Redemptions or Withdrawals	Balance
Treasury Securities - Coupon							
91282CCF6	5521	US Treasury Bill	0.750	09/28/2021	4,958,984.40	0.00	
9128284R8	5525	US Treasury Bill	2.875	09/28/2021	5,393,359.35	0.00	
91282CCF6	5526	US Treasury Bill	0.750	09/29/2021	2,971,640.64	0.00	
Subtotal					13,323,984.39	0.00	40,358,296.07
Federal Agency Issues - Coupon							
313378JP7	5421	Federal Home Loan Bank	2.375	09/10/2021	0.00	3,000,000.00	
Subtotal					0.00	3,000,000.00	332,681,120.76
Negotiable CD's - Interest Bearing							
Subtotal							480,000.00
LAIF (Monthly Summary)							
Subtotal							74,259,505.28
Medium Term Notes							
Subtotal							14,921,746.61
Money Market Account (Monthly Summary)							
23380W523	4102	Daily Income US Gov MMF	0.020		19,243,365.05	13,391,762.14	
Subtotal					19,243,365.05	13,391,762.14	40,092,832.91
TimeCD_Deposit Account (Monthly Summary)							
SYS5317	5317	Excite CU FKA Alliance CU	2.470		498.91	0.00	
SYS5481	5481	Bank of San Francisco	0.449		5,187.52	0.00	
SYS5309	5309	Community Bank of the Bay	2.701		573.92	573.92	
SYS5371	5371	Community Bank of the Bay	0.500		1,630.48	0.00	
SYS4912	4912	Deposit Account	0.050		23,896,606.59	30,620,100.00	
SYS5395	5395	Meriwest Credit Union	0.500		102.01	0.00	
SYS5398	5398	Meriwest Credit Union	2.500		10,061.62	0.00	
SYS5397	5397	Provident Credit Union	2.579		517.53	0.00	
SYS5310	5310	Technology Credit Union	2.776		1,809.60	0.00	
SYS5369	5369	Technology Credit Union	0.270		3,419.86	0.00	
Subtotal					23,920,408.04	30,620,673.92	83,382,779.66
Supranational							
Subtotal							15,143,179.65

Santa Clara Valley Water Dist.
Portfolio Management
Activity By Type
September 1, 2021 through September 30, 2021

CUSIP	Investment #	Issuer	Stated Rate	Transaction Date	Purchases or Deposits	Redemptions or Withdrawals	Balance
Municipal Bonds							
798189PD2	5220	San Jose Evergreen	5.000	09/01/2021	0.00	230,000.00	
		Subtotal			0.00	230,000.00	63,813,179.75
		Total			56,487,757.48	47,242,436.06	665,132,640.69

Santa Clara Valley Water Dist.

Portfolio Management

Portfolio Details - Investments

September 30, 2021

CUSIP	Investment #	Issuer	Average Balance	Purchase Date	Par Value	Market Value	Book Value	Stated Rate	YTM 365	Days to Term Maturity	Maturity Date
Treasury Securities - Coupon											
912828VB3	5384	US Treasury Bill		06/18/2019	3,000,000.00	3,074,649.00	2,996,682.61	1.750	1.821	1,427	591 05/15/2023
9128286U9	5404	US Treasury Bill		09/27/2019	3,000,000.00	3,038,436.00	3,009,425.24	2.125	1.604	961	226 05/15/2022
9128286U9	5405	US Treasury Bill		09/27/2019	3,000,000.00	3,038,436.00	3,009,045.97	2.125	1.625	961	226 05/15/2022
9128286U9	5430	US Treasury Bill		12/12/2019	3,000,000.00	3,038,436.00	3,008,588.72	2.125	1.651	885	226 05/15/2022
912828ZT0	5496	US Treasury Bill		01/12/2021	5,000,000.00	4,914,060.00	4,970,600.59	0.250	0.412	1,600	1,338 05/31/2025
912828ZT0	5499	US Treasury Bill		01/27/2021	5,000,000.00	4,914,060.00	4,986,408.96	0.250	0.325	1,585	1,338 05/31/2025
912828ZT0	5500	US Treasury Bill		01/27/2021	5,000,000.00	4,914,060.00	4,987,469.44	0.250	0.319	1,585	1,338 05/31/2025
91282CCF6	5521	US Treasury Bill		09/28/2021	5,000,000.00	4,956,055.00	4,971,351.61	0.750	0.930	1,706	1,703 05/31/2026
9128284R8	5525	US Treasury Bill		09/28/2021	5,000,000.00	5,390,820.00	5,439,610.50	2.875	0.701	1,341	1,338 05/31/2025
91282CCF6	5526	US Treasury Bill		09/29/2021	3,000,000.00	2,973,633.00	2,979,112.43	0.750	0.957	1,705	1,703 05/31/2026
Subtotal and Average			28,209,004.68		40,000,000.00	40,252,645.00	40,358,296.07		0.909	1,421	1,106
Federal Agency Issues - Coupon											
3133EG5D3	5086	Federal Farm Credit Bank		01/27/2017	3,000,000.00	3,018,769.23	3,000,000.00	2.030	2.030	1,826	118 01/27/2022
3133EJTB5	5249	Federal Farm Credit Bank		06/29/2018	4,500,000.00	4,570,148.43	4,501,288.25	2.800	2.748	1,398	208 04/27/2022
3133EJP60	5318	Federal Farm Credit Bank		01/23/2019	3,000,000.00	3,131,425.71	3,014,636.74	3.000	2.672	1,560	578 05/02/2023
3133ED2B7	5333	Federal Farm Credit Bank		02/01/2019	1,000,000.00	1,064,375.17	1,019,319.72	3.610	2.560	1,690	717 09/18/2023
3133EKAK2	5339	Federal Farm Credit Bank		02/14/2019	3,000,000.00	3,027,139.50	2,999,748.78	2.530	2.554	1,096	136 02/14/2022
3133EKBV7	5348	Federal Farm Credit Bank		03/01/2019	3,000,000.00	3,031,241.34	3,000,335.06	2.550	2.522	1,096	151 03/01/2022
3133EKLA2	5372	Federal Farm Credit Bank		05/15/2019	3,000,000.00	3,100,017.00	3,004,494.97	2.300	2.203	1,461	591 05/15/2023
3133EKLA2	5375	Federal Farm Credit Bank		05/24/2019	1,805,000.00	1,865,176.90	1,809,466.20	2.300	2.140	1,452	591 05/15/2023
3133EKQP4	5377	Federal Farm Credit Bank		06/12/2019	5,000,000.00	5,103,629.00	4,998,209.30	1.875	1.906	1,279	437 12/12/2022
3133EKPG5	5380	Federal Farm Credit Bank		06/10/2019	3,000,000.00	3,104,489.64	3,012,287.21	2.125	1.903	1,548	704 09/05/2023
3133EDBU5	5381	Federal Farm Credit Bank		06/10/2019	3,000,000.00	3,205,742.91	3,102,470.10	3.500	1.887	1,654	810 12/20/2023
3133EHN25	5382	Federal Farm Credit Bank		06/18/2019	3,000,000.00	3,115,215.45	3,017,307.69	2.200	1.910	1,597	761 11/01/2023
3133EKKU9	5383	Federal Farm Credit Bank		06/18/2019	3,000,000.00	3,122,248.71	3,024,147.34	2.300	1.899	1,604	768 11/08/2023
3133ECPM0	5385	Federal Farm Credit Bank		06/20/2019	4,596,000.00	4,736,211.09	4,618,274.87	2.125	1.814	1,425	591 05/15/2023
3133ECGU2	5386	Federal Farm Credit Bank		06/20/2019	5,000,000.00	5,136,326.25	5,022,457.63	2.120	1.791	1,350	516 03/01/2023
3133EKSNT	5387	Federal Farm Credit Bank		06/26/2019	3,000,000.00	3,078,080.43	2,997,799.48	1.770	1.814	1,461	633 06/26/2023
3133EKTG1	5392	Federal Farm Credit Bank		07/01/2019	3,000,000.00	3,038,383.47	2,999,340.00	1.750	1.780	1,096	273 07/01/2022
3133EJWA3	5403	Federal Farm Credit Bank		09/27/2019	1,000,000.00	1,036,419.41	1,016,622.21	2.900	1.616	1,225	490 02/03/2023
3133ECHP2	5406	Federal Farm Credit Bank		09/27/2019	3,000,000.00	3,024,666.96	3,003,333.94	1.900	1.644	896	161 03/11/2022
3133EKPT7	5425	Federal Farm Credit Bank		11/22/2019	2,175,000.00	2,243,123.74	2,193,194.22	2.125	1.610	1,291	612 06/05/2023
3133ECPU2	5426	Federal Farm Credit Bank		12/11/2019	1,000,000.00	1,012,107.33	1,002,038.13	2.000	1.667	888	228 05/17/2022
3133ELEL4	5432	Federal Farm Credit Bank		12/19/2019	5,000,000.00	5,117,637.90	5,000,000.00	1.690	1.690	1,245	593 05/17/2023
3133ELNE0	5440	Federal Farm Credit Bank		02/27/2020	5,000,000.00	5,118,307.85	5,024,896.60	1.430	1.214	1,448	866 02/14/2024
3133ELQD9	5442	Federal Farm Credit Bank		03/04/2020	5,000,000.00	5,095,338.20	5,002,243.12	1.230	1.211	1,461	885 03/04/2024
3133ELQD9	5443	Federal Farm Credit Bank		03/04/2020	3,000,000.00	3,057,202.92	3,004,252.30	1.230	1.170	1,461	885 03/04/2024

Santa Clara Valley Water Dist.
Portfolio Management
Portfolio Details - Investments
September 30, 2021

CUSIP	Investment #	Issuer	Average Balance	Purchase Date	Par Value	Market Value	Book Value	Stated Rate	YTM 365	Days to Term Maturity	Maturity Date
Federal Agency Issues - Coupon											
3133ELQD9	5459	Federal Farm Credit Bank		08/06/2020	5,000,000.00	5,095,338.20	5,116,353.68	1.230	0.265	1,306	885 03/04/2024
3133EL3P7	5460	Federal Farm Credit Bank		08/12/2020	5,000,000.00	4,967,481.05	5,000,000.00	0.530	0.530	1,826	1,411 08/12/2025
3133ELQD9	5462	Federal Farm Credit Bank		08/07/2020	5,000,000.00	5,095,338.20	5,116,739.16	1.230	0.262	1,305	885 03/04/2024
3133EMJS2	5489	Federal Farm Credit Bank		12/09/2020	5,000,000.00	4,976,379.00	5,000,000.00	0.440	0.440	1,461	1,165 12/09/2024
3133EMSU7	5510	Federal Farm Credit Bank		03/09/2021	5,000,000.00	4,974,466.65	5,000,000.00	0.800	0.800	1,826	1,620 03/09/2026
3133EMYV8	5514	Federal Farm Credit Bank		05/11/2021	5,000,000.00	4,973,751.85	5,002,720.56	0.820	0.808	1,826	1,683 05/11/2026
3130A1B80	5237	Federal Home Loan Bank		06/19/2018	4,620,000.00	4,672,991.49	4,616,518.82	2.625	2.804	1,361	161 03/11/2022
313378CR0	5241	Federal Home Loan Bank		06/21/2018	5,000,000.00	5,048,008.30	4,988,686.57	2.250	2.789	1,359	161 03/11/2022
313378CR0	5243	Federal Home Loan Bank		06/21/2018	5,000,000.00	5,048,008.30	4,988,882.99	2.250	2.780	1,359	161 03/11/2022
3133XPKG8	5244	Federal Home Loan Bank		06/21/2018	5,000,000.00	5,327,350.40	5,127,382.58	4.750	2.848	1,723	525 03/10/2023
3130AFE78	5319	Federal Home Loan Bank		01/23/2019	3,000,000.00	3,102,799.59	3,010,089.89	3.000	2.699	1,416	434 12/09/2022
3130AFE78	5332	Federal Home Loan Bank		01/28/2019	3,000,000.00	3,102,799.59	3,010,587.69	3.000	2.684	1,411	434 12/09/2022
313383YJ4	5334	Federal Home Loan Bank		02/01/2019	2,000,000.00	2,120,555.30	2,029,576.86	3.375	2.560	1,680	707 09/08/2023
3130AFE78	5336	Federal Home Loan Bank		02/04/2019	3,000,000.00	3,102,799.59	3,013,961.76	3.000	2.585	1,404	434 12/09/2022
3130A3VC5	5374	Federal Home Loan Bank		05/24/2019	3,000,000.00	3,123,376.86	3,006,833.03	2.250	2.140	1,659	798 12/08/2023
3133834G3	5378	Federal Home Loan Bank		06/06/2019	3,000,000.00	3,094,683.93	3,008,860.87	2.125	1.942	1,464	616 06/09/2023
3130AAHE1	5390	Federal Home Loan Bank		06/24/2019	5,000,000.00	5,232,131.80	5,065,231.70	2.500	1.875	1,628	798 12/08/2023
3130AHJY0	5418	Federal Home Loan Bank		11/08/2019	3,000,000.00	3,006,338.04	2,999,663.15	1.625	1.711	742	49 11/19/2021
3133834G3	5423	Federal Home Loan Bank		11/22/2019	3,000,000.00	3,094,683.93	3,025,424.59	2.125	1.607	1,295	616 06/09/2023
3133834G3	5424	Federal Home Loan Bank		11/22/2019	3,240,000.00	3,342,258.64	3,267,224.08	2.125	1.611	1,295	616 06/09/2023
3133834G3	5427	Federal Home Loan Bank		12/11/2019	1,000,000.00	1,031,561.31	1,007,317.27	2.125	1.677	1,276	616 06/09/2023
3130A3GE8	5466	Federal Home Loan Bank		08/26/2020	5,000,000.00	5,343,597.75	5,374,046.28	2.750	0.390	1,570	1,169 12/13/2024
3130AL2G8	5504	Federal Home Loan Bank		02/18/2021	10,000,000.00	9,879,814.10	10,000,000.00	0.600	0.600	1,826	1,601 02/18/2026
3130ALKL7	5507	Federal Home Loan Bank		03/25/2021	5,000,000.00	4,984,430.55	5,000,000.00	0.850	0.850	1,826	1,636 03/25/2026
3130ALKL7	5508	Federal Home Loan Bank		03/25/2021	5,000,000.00	4,984,430.55	5,000,000.00	0.850	0.850	1,826	1,636 03/25/2026
3130AM2K7	5513	Federal Home Loan Bank		04/28/2021	10,000,000.00	10,012,302.20	10,000,000.00	0.500	1.097	1,826	1,670 04/28/2026
3130A9V32	5062	Federal Home Loan Bank-CN		11/15/2016	5,000,000.00	5,011,255.05	5,000,000.00	2.000	1.715	1,826	45 11/15/2021
3130A7PH2	5444	Federal Home Loan Bank-CN		02/28/2020	3,000,000.00	3,108,461.46	3,049,444.66	1.875	1.180	1,470	889 03/08/2024
3134GBHM7	5422	Federal Home Loan Mortgage Cor		11/22/2019	2,000,000.00	2,028,983.64	2,011,309.99	2.625	1.613	887	208 04/27/2022
3134GWND4	5461	Federal Home Loan Mortgage Cor		08/12/2020	5,000,000.00	4,980,887.80	5,000,000.00	0.600	0.600	1,826	1,411 08/12/2025
3134GWUY0	5476	Federal Home Loan Mortgage Cor		10/19/2020	6,698,000.00	6,644,210.77	6,698,000.00	0.400	0.400	1,533	1,186 12/30/2024
3134GW3W4	5477	Federal Home Loan Mortgage Cor		10/28/2020	5,000,000.00	4,991,227.35	5,000,000.00	0.410	0.410	1,461	1,123 10/28/2024
3134GW5Q5	5478	Federal Home Loan Mortgage Cor		10/29/2020	5,000,000.00	4,964,034.40	5,000,000.00	0.450	0.450	1,553	1,216 01/29/2025
3134GXBM5	5485	Federal Home Loan Mortgage Cor		12/01/2020	5,000,000.00	4,951,823.10	5,000,000.00	0.600	0.600	1,807	1,503 11/12/2025
3134GXFX7	5486	Federal Home Loan Mortgage Cor		12/16/2020	5,000,000.00	4,985,034.70	5,000,000.00	0.375	0.375	1,370	1,081 09/16/2024
3134GXHK3	5490	Federal Home Loan Mortgage Cor		12/24/2020	5,000,000.00	4,976,328.30	5,000,000.00	0.410	0.410	1,551	1,270 03/24/2025
3134GXJB1	5492	Federal Home Loan Mortgage Cor		12/28/2020	5,000,000.00	4,972,677.00	5,000,000.00	0.420	0.447	1,551	1,274 03/28/2025
3137EAEX3	5479	Fed Home Loan Mort Corp-CN		10/21/2020	5,000,000.00	4,916,764.35	4,983,300.07	0.375	0.460	1,798	1,453 09/23/2025

Santa Clara Valley Water Dist.
Portfolio Management
Portfolio Details - Investments
September 30, 2021

CUSIP	Investment #	Issuer	Average Balance	Purchase Date	Par Value	Market Value	Book Value	Stated Rate	YTM 365	Days to Term Maturity	Maturity Date
Federal Agency Issues - Coupon											
3137EAEU9	5498	Fed Home Loan Mort Corp-CN		01/27/2021	6,900,000.00	6,806,869.60	6,898,242.94	0.375	0.382	1,636	1,389 07/21/2025
3137EAEX3	5501	Fed Home Loan Mort Corp-CN		01/28/2021	1,000,000.00	983,352.87	999,008.29	0.375	0.400	1,699	1,453 09/23/2025
3135G0T45	5299	Fed Natl Mortgage Assoc		12/18/2018	3,000,000.00	3,027,614.49	2,987,490.48	1.875	2.733	1,204	186 04/05/2022
3135G0T45	5391	Fed Natl Mortgage Assoc		06/24/2019	5,000,000.00	5,046,024.15	5,001,702.73	1.875	1.806	1,016	186 04/05/2022
3135G0V34	5429	Fed Natl Mortgage Assoc		12/11/2019	5,000,000.00	5,250,776.70	5,090,134.00	2.500	1.700	1,517	857 02/05/2024
3136G4T52	5465	Fed Natl Mortgage Assoc		08/26/2020	4,050,000.00	4,040,175.71	4,050,000.00	0.520	0.520	1,644	1,243 02/25/2025
3135G04Z3	5488	Fed Natl Mortgage Assoc		12/09/2020	5,000,000.00	4,961,232.65	5,016,527.67	0.500	0.410	1,651	1,355 06/17/2025
3135GA2Z3	5491	Fed Natl Mortgage Assoc		12/10/2020	5,000,000.00	4,962,414.95	5,000,000.00	0.560	0.560	1,803	1,508 11/17/2025
3135G04Z3	5494	Fed Natl Mortgage Assoc		01/13/2021	5,000,000.00	4,961,232.65	5,003,662.69	0.500	0.480	1,616	1,355 06/17/2025
3135G05X7	5495	Fed Natl Mortgage Assoc		01/12/2021	5,000,000.00	4,921,557.20	4,980,708.72	0.375	0.475	1,686	1,424 08/25/2025
3135G06G3	5497	Fed Natl Mortgage Assoc		01/20/2021	4,900,000.00	4,834,645.96	4,907,831.26	0.500	0.461	1,752	1,498 11/07/2025
3135G04Z3	5502	Fed Natl Mortgage Assoc		02/04/2021	5,000,000.00	4,961,232.65	5,019,296.83	0.500	0.395	1,594	1,355 06/17/2025
3135G03U5	5506	Fed Natl Mortgage Assoc		02/26/2021	5,000,000.00	4,988,384.50	5,002,607.38	0.625	0.610	1,516	1,299 04/22/2025
3135G03U5	5511	Fed Natl Mortgage Assoc		03/05/2021	5,000,000.00	4,988,384.50	5,014,903.36	0.625	0.540	1,509	1,299 04/22/2025
3135G0K36	5520	Fed Natl Mortgage Assoc		08/27/2021	5,000,000.00	5,262,820.45	5,337,112.16	2.125	0.780	1,701	1,666 04/24/2026
3135G0U43	5341	FNMA Discount Notes		02/12/2019	3,000,000.00	3,152,007.66	3,017,996.58	2.875	2.546	1,673	711 09/12/2023
880591EN8	5344	Tennessee Valley Authority		02/28/2019	4,473,000.00	4,542,186.57	4,447,575.56	1.875	2.560	1,264	318 08/15/2022
Subtotal and Average			333,607,083.79		330,957,000.00	335,113,702.89	332,681,120.76		1.288	1,528	943
Negotiable CD's - Interest Bearing											
33715LBT6	5260	First Tech Fed Credit Union		07/16/2018	240,000.00	246,087.84	240,000.00	3.250	3.253	1,463	290 07/18/2022
79772FAF3	5445	San Francisco FCU		03/27/2020	240,000.00	243,320.64	240,000.00	1.100	1.094	1,826	1,273 03/27/2025
Subtotal and Average			480,000.00		480,000.00	489,408.48	480,000.00		2.173	1,645	782
LAIF											
SYS88-0237LAIF	88-0237LAIF	Local Agency Investment Fund			74,259,505.28	74,259,505.28	74,259,505.28	0.330	0.330	1	1
Subtotal and Average			74,259,505.28		74,259,505.28	74,259,505.28	74,259,505.28		0.330	1	1
Medium Term Notes											
037833DE7	5202	Apple Inc		05/03/2018	3,000,000.00	3,078,781.98	2,971,919.15	2.400	2.819	1,716	469 01/13/2023
037833DX5	5505	Apple Inc		02/23/2021	2,000,000.00	1,969,009.82	1,991,278.96	0.550	0.664	1,639	1,419 08/20/2025
478160CD4	5265	Johnson & Johnson		08/30/2018	3,000,000.00	3,020,722.74	2,992,353.06	2.250	2.889	1,281	153 03/03/2022
478160BT0	5350	Johnson & Johnson		03/05/2019	2,000,000.00	2,046,280.24	1,982,725.35	2.050	2.697	1,457	516 03/01/2023
594918BH6	5203	Microsoft Corp		05/03/2018	2,000,000.00	2,043,560.64	1,992,097.09	2.650	3.041	1,645	398 11/03/2022
742651DR0	5367	Private Export Funding Corp		04/08/2019	3,003,000.00	3,060,115.32	2,991,373.00	2.050	2.412	1,317	410 11/15/2022
Subtotal and Average			14,918,844.64		15,003,000.00	15,218,470.74	14,921,746.61		2.477	1,495	517

Santa Clara Valley Water Dist.
Portfolio Management
Portfolio Details - Investments
September 30, 2021

CUSIP	Investment #	Issuer	Average Balance	Purchase Date	Par Value	Market Value	Book Value	Stated Rate	YTM 365	Days to Term Maturity	Maturity Date
Money Market Account											
23380W523	4102	Daily Income US Gov MMF			40,092,832.91	40,092,832.91	40,092,832.91	0.020	0.020	1	1
Subtotal and Average			39,546,575.46		40,092,832.91	40,092,832.91	40,092,832.91	0.020	0.020	1	1
TimeCD_Deposit Account											
SYS5317	5317	Excite CU FKA Alliance CU			246,010.91	246,010.91	246,010.91	2.470	2.470	1	1
SYS5311	5311	Bank of San Francisco			245,572.23	245,572.23	245,572.23	2.250	2.250	1	1
SYS5481	5481	Bank of San Francisco			14,058,160.03	14,058,160.03	14,058,160.03	0.449	0.449	1	1
SYS5309	5309	Community Bank of the Bay			250,000.00	250,000.00	250,000.00	2.701	2.701	1	1
SYS5371	5371	Community Bank of the Bay			5,142,769.78	5,142,769.78	5,142,769.78	0.500	0.500	1	1
SYS4912	4912	Deposit Account			42,309,172.85	42,309,172.85	42,309,172.85	0.050	0.050	1	1
SYS5395	5395	Meriwest Credit Union			248,756.01	248,756.01	248,756.01	0.500	0.500	1	1
SYS5398	5398	Meriwest Credit Union			4,963,334.43	4,963,334.43	4,963,334.43	2.500	2.500	1	1
SYS5397	5397	Provident Credit Union			244,669.36	244,669.36	244,669.36	2.579	2.579	1	1
SYS5310	5310	Technology Credit Union			260,433.20	260,433.20	260,433.20	2.776	2.776	1	1
SYS5369	5369	Technology Credit Union			15,413,900.86	15,413,900.86	15,413,900.86	0.270	0.270	1	1
Subtotal and Average			79,610,519.17		83,382,779.66	83,382,779.66	83,382,779.66	0.370	0.370	1	1
Supranational											
4581X0DL9	5517	Inter-American Dev't Bank		05/20/2021	2,000,000.00	2,010,006.60	2,021,001.82	0.875	0.604	1,414	1,280 04/03/2025
4581X0DK1	5503	INTERAMERI DEV		02/05/2021	3,000,000.00	3,105,216.66	3,138,973.96	1.750	0.396	1,498	1,260 03/14/2025
459058GL1	5290	INTL BK RECON & DEVELOP		12/03/2018	3,000,000.00	3,158,039.46	3,002,452.73	3.000	2.955	1,759	726 09/27/2023
459058JL8	5518	INTL BK RECON & DEVELOP		05/24/2021	2,000,000.00	1,972,537.20	1,980,751.14	0.500	0.750	1,618	1,488 10/28/2025
45950VPT7	5509	INTL FINANCE CORP		03/15/2021	5,000,000.00	4,969,300.70	5,000,000.00	0.500	0.500	1,826	1,626 03/15/2026
Subtotal and Average			15,144,868.16		15,000,000.00	15,215,100.62	15,143,179.65	1.012	1.663	1,307	
Municipal Bonds											
54438CYK2	5484	Los Angeles Community College		11/10/2020	1,000,000.00	995,460.00	1,000,000.00	0.773	0.773	1,725	1,400 08/01/2025
010878AN6	5198	County of Alameda		03/29/2018	2,305,000.00	2,378,460.35	2,325,992.91	4.000	2.832	1,586	304 08/01/2022
127109QA7	5402	Cabrillo Comnt		10/08/2019	1,230,000.00	1,266,334.20	1,230,000.00	2.034	2.034	1,759	1,035 08/01/2024
13066YTZ2	5263	CA Department Water Resources		08/13/2018	2,000,000.00	2,021,500.00	1,990,171.75	2.000	2.894	1,357	212 05/01/2022
13034AL65	5487	CA Infrastructure & Econ Dev		12/17/2020	1,250,000.00	1,242,287.50	1,250,000.00	0.765	0.765	1,749	1,461 10/01/2025
544351MN6	5246	City of Los Angeles CA		07/12/2018	2,500,000.00	2,561,225.00	2,500,000.00	2.900	2.899	1,512	335 09/01/2022
544351MN6	5247	City of Los Angeles CA		07/12/2018	2,500,000.00	2,561,225.00	2,500,000.00	2.900	2.899	1,512	335 09/01/2022
702274CN9	5285	City of Pasadena		12/06/2018	1,055,000.00	1,091,787.85	1,055,000.00	3.338	3.338	1,456	426 12/01/2022
702274CM1	5286	City of Pasadena		12/06/2018	500,000.00	502,375.00	500,000.00	3.235	3.235	1,091	61 12/01/2021
357172B79	5515	Fremont Unified High Sch Dstt		05/26/2021	100,000.00	99,629.00	100,000.00	0.845	0.845	1,528	1,400 08/01/2025
357172B61	5516	Fremont Unified High Sch Dstt		05/26/2021	750,000.00	747,735.00	750,000.00	0.553	0.553	1,163	1,035 08/01/2024
368079HS1	5363	Gavilan Joint Community CLG-A1		04/18/2019	500,000.00	509,420.00	500,000.00	2.520	2.519	1,201	304 08/01/2022

**Santa Clara Valley Water Dist.
Portfolio Management
Portfolio Details - Investments
September 30, 2021**

CUSIP	Investment #	Issuer	Average Balance	Purchase Date	Par Value	Market Value	Book Value	Stated Rate	YTM 365	Days to Term Maturity	Maturity Date
Municipal Bonds											
368079HT9	5364	Gavilan Joint Community CLG-A1		04/18/2019	400,000.00	415,724.00	400,000.00	2.620	2.619	1,566	669 08/01/2023
368079KB4	5471	Gavilan Joint Community CLG-A1		10/15/2020	750,000.00	750,945.00	750,000.00	0.524	0.524	1,020	669 08/01/2023
368079KC2	5472	Gavilan Joint Community CLG-A1		10/15/2020	600,000.00	598,626.00	600,000.00	0.739	0.739	1,386	1,035 08/01/2024
376087FY3	5414	Gilroy USD		10/31/2019	600,000.00	615,462.00	600,000.00	1.793	1.793	1,370	669 08/01/2023
376087FZ0	5415	Gilroy USD		10/31/2019	550,000.00	568,166.50	550,000.00	1.833	1.833	1,736	1,035 08/01/2024
54465AGP1	5368	LA County Redev Agency		04/22/2019	1,750,000.00	1,800,645.00	1,734,815.82	2.000	2.480	1,593	700 09/01/2023
544290JB6	5407	Los Altos School District		10/17/2019	1,750,000.00	1,774,412.50	1,750,000.00	1.896	1.896	1,019	304 08/01/2022
530319SK9	5468	Liberty Union HSD		10/07/2020	800,000.00	801,544.00	800,000.00	0.650	0.643	1,394	1,035 08/01/2024
530319SL7	5469	Liberty Union HSD		10/07/2020	825,000.00	822,401.25	825,000.00	0.760	0.760	1,759	1,400 08/01/2025
542411NJ8	5413	Long Beach Community College		10/23/2019	2,500,000.00	2,578,325.00	2,500,000.00	1.803	1.803	1,744	1,035 08/01/2024
56781RJG3	5329	Marin CCD GO-B1		02/07/2019	600,000.00	628,374.00	600,000.00	2.895	2.895	1,636	669 08/01/2023
56781RJF5	5330	Marin CCD GO-B1		02/07/2019	500,000.00	510,875.00	500,000.00	2.813	2.813	1,271	304 08/01/2022
56781RGP6	5349	Marin CCD GO-B1		03/04/2019	2,080,000.00	2,121,017.60	2,079,430.42	2.566	2.600	1,246	304 08/01/2022
677765GV5	5401	Ohlone Community College		09/26/2019	2,000,000.00	2,065,560.00	2,000,000.00	1.814	1.814	1,771	1,035 08/01/2024
677765GW3	5480	Ohlone Community College		10/22/2020	2,865,000.00	2,978,998.35	3,002,448.00	1.975	0.700	1,744	1,400 08/01/2025
799306QJ7	5417	San Rafael CA Elem Sch Dist		11/13/2019	1,000,000.00	1,024,680.00	1,000,000.00	1.865	1.865	1,357	669 08/01/2023
796815ZG6	5393	San Bernardino County		07/02/2019	5,000,000.00	5,082,700.00	5,000,000.00	2.050	2.050	1,187	365 10/01/2022
801546QV7	5519	Cnty Santa Clara		07/28/2021	1,770,000.00	1,840,056.60	1,846,544.96	2.000	0.850	1,465	1,400 08/01/2025
7976465A0	5343	San Francisco City & County CA		02/26/2019	455,000.00	462,593.95	455,000.00	2.623	2.622	1,205	257 06/15/2022
79773KDC5	5512	SF City and County GO Bonds		03/30/2021	830,000.00	825,293.90	830,000.00	0.728	0.728	1,538	1,353 06/15/2025
79765R3U1	5164	San Fran CY&Cnty CA PUC WTR		12/28/2017	1,000,000.00	1,025,660.00	1,000,000.00	2.619	2.619	1,769	396 11/01/2022
79765R3U1	5331	San Fran CY&Cnty CA PUC WTR		01/29/2019	875,000.00	897,452.50	872,602.16	2.619	2.887	1,372	396 11/01/2022
798170AE6	5189	San Jose Redevelopment Ag		02/26/2018	3,000,000.00	3,060,990.00	2,995,322.26	2.630	2.830	1,617	304 08/01/2022
798170AE6	5190	San Jose Redevelopment Ag		02/28/2018	2,000,000.00	2,040,660.00	1,997,657.25	2.630	2.780	1,615	304 08/01/2022
798189PE0	5221	San Jose Evergreen		06/05/2018	130,000.00	135,684.90	131,966.48	5.000	3.223	1,549	335 09/01/2022
798186N81	5493	San Jose Unified Sch District		01/20/2021	1,000,000.00	991,130.00	1,000,000.00	0.558	0.558	1,654	1,400 08/01/2025
802498UG8	5411	Santa Monica-Malibu USD		11/06/2019	650,000.00	665,886.00	650,000.00	1.669	1.669	1,364	669 08/01/2023
802498UH6	5412	Santa Monica-Malibu USD		11/06/2019	500,000.00	516,060.00	500,000.00	1.719	1.719	1,730	1,035 08/01/2024
835569GR9	5416	Sonoma County CA Jnr Clg Dist		11/12/2019	1,000,000.00	1,040,260.00	1,000,000.00	2.061	2.061	1,724	1,035 08/01/2024
799408Z85	5475	SAN RAMON VALLEY UNIFIED		10/20/2020	1,700,000.00	1,690,820.00	1,700,000.00	0.740	0.740	1,746	1,400 08/01/2025
91412HEW9	5352	University of California		03/19/2019	250,000.00	253,797.50	250,000.00	2.608	2.607	1,153	226 05/15/2022
91412HEX7	5353	University of California		03/19/2019	600,000.00	622,692.00	600,000.00	2.657	2.657	1,518	591 05/15/2023
91412GQF5	5365	University of California		05/15/2019	500,000.00	529,795.00	503,728.80	2.900	2.595	1,827	957 05/15/2024
91412GQE8	5370	University of California		05/01/2019	1,565,000.00	1,626,535.80	1,570,751.54	2.750	2.510	1,475	591 05/15/2023
91412GQD0	5399	University of California		08/21/2019	500,000.00	507,480.00	502,693.01	2.570	1.680	998	226 05/15/2022
91412GUZ6	5400	University of California		09/04/2019	265,000.00	270,212.55	267,627.49	3.338	1.700	984	226 05/15/2022
923040GU7	5409	Ventura Cnty Comm College Dist		10/31/2019	1,000,000.00	1,033,240.00	1,000,000.00	1.800	1.800	1,736	1,035 08/01/2024
923040GT0	5410	Ventura Cnty Comm College Dist		10/31/2019	1,250,000.00	1,281,700.00	1,250,000.00	1.750	1.750	1,370	669 08/01/2023

**Santa Clara Valley Water Dist.
Portfolio Management
Portfolio Details - Investments
September 30, 2021**

CUSIP	Investment #	Issuer	Average Balance	Purchase Date	Par Value	Market Value	Book Value	Stated Rate	YTM 365	Days to Term Maturity	Maturity Date	
Municipal Bonds												
923078CS6	5447	Ventura Cnty CA Public Fin		06/11/2020	500,000.00	502,250.00	500,000.00	0.848	0.848	873	396	11/01/2022
93974D5Q7	5279	Washington State GO Bond		10/01/2018	2,000,000.00	2,096,500.00	1,996,426.90	3.030	3.136	1,765	669	08/01/2023
		Subtotal and Average	63,815,541.56		63,600,000.00	65,032,645.80	63,813,179.75		2.035	1,504	702	
		Total and Average	649,591,942.74		662,775,117.85	669,057,091.38	665,132,640.69		1.059	1,068	648	

**Santa Clara Valley Water Dist.
Portfolio Management
Portfolio Details - Cash
September 30, 2021**

CUSIP	Investment #	Issuer	Average Balance	Purchase Date	Par Value	Market Value	Book Value	Stated Rate	YTM 365	Days to Term	Maturity
Average Balance			0.00							0	0
Total Cash and Investments			649,591,942.74		662,775,117.85	669,057,091.38	665,132,640.69		1.059	1,068	648



Santa Clara Valley Water Dist.
Transaction Activity Report
July 1, 2021 - September 30, 2021
Sorted by Transaction Date - Transaction Date
All Funds

SANTA CLARA VALLEY WATER
 5750 Almaden Expressway
 San Jose, San Jose, Ca 951
 (408)265-2607

Investment #	Fund	CUSIP	Inv Descrip	TransactionType	TransactionDate	MaturityDate	RedemptionType	New Principal	Principal Paydowns	Interest	Total Cash
88-0237LAIF	82	SYS88-0237LAIF	LAIF 4.958%	Purchase	07/01/2021			74,198,924.00			-74,198,924.00
4102	82	23380W523	Money Market Fund	Purchase	07/01/2021			33,579,472.13			-33,579,472.13
4102	82	23380W523	Money Market Fund	Purchase	07/01/2021			1,028.63			-1,028.63
4102	82	23380W523	Money Market Fund	Purchase	07/01/2021			26,250.00			-26,250.00
4102	82	23380W523	Money Market Fund	Purchase	07/01/2021			16,529.98			-16,529.98
4102	82	23380W523	Money Market Fund	Purchase	07/01/2021			1,385,000.00			-1,385,000.00
5294	82	797669XU7	SFOTRN 2.387%	Redemption	07/01/2021	07/01/2021	Maturity		1,385,000.00		1,385,000.00
5294	82	797669XU7	SFOTRN 2.387%	Interest	07/01/2021	07/01/2021				16,529.98	16,529.98
5392	82	3133EKTG1	FEDERAL FARM CR	Interest	07/01/2021	07/01/2022				26,250.00	26,250.00
4102	82	23380W523	Money Market Fund	Interest	07/01/2021					1,028.63	1,028.63
Totals for 07/01/2021								109,207,204.74	1,385,000.00	43,808.61	-107,778,396.13
4102	82	23380W523	Money Market Fund	Purchase	07/06/2021			255,000.00			-255,000.00
Totals for 07/06/2021								255,000.00			-255,000.00
4102	82	23380W523	Money Market Fund	Redemption	07/07/2021				1,743,000.00		1,743,000.00
Totals for 07/07/2021									1,743,000.00		1,743,000.00
4102	82	23380W523	Money Market Fund	Redemption	07/08/2021				1,590,000.00		1,590,000.00
Totals for 07/08/2021									1,590,000.00		1,590,000.00
4102	82	23380W523	Money Market Fund	Purchase	07/09/2021			1,054,000.00			-1,054,000.00
Totals for 07/09/2021								1,054,000.00			-1,054,000.00
4102	82	23380W523	Money Market Fund	Purchase	07/12/2021			74,000.00			-74,000.00
Totals for 07/12/2021								74,000.00			-74,000.00
4102	82	23380W523	Money Market Fund	Purchase	07/13/2021			36,000.00			-36,000.00
4102	82	23380W523	Money Market Fund	Redemption	07/13/2021				9,100,000.00		9,100,000.00
5202	82	037833DE7	AAPL 2.4% MAT	Interest	07/13/2021	01/13/2023				36,000.00	36,000.00
Totals for 07/13/2021								36,000.00	9,100,000.00	36,000.00	9,100,000.00
4102	82	23380W523	Money Market Fund	Purchase	07/15/2021			3,070,000.00			-3,070,000.00
88-0237LAIF	82	SYS88-0237LAIF	LAIF 4.958%	Purchase	07/15/2021			60,581.28			-60,581.28
88-0237LAIF	82	SYS88-0237LAIF	LAIF 4.958%	Interest	07/15/2021					60,581.28	60,581.28
Totals for 07/15/2021								3,130,581.28		60,581.28	-3,070,000.00
4102	82	23380W523	Money Market Fund	Purchase	07/16/2021			641.10			-641.10
4102	82	23380W523	Money Market Fund	Purchase	07/16/2021			11,120,000.00			-11,120,000.00
5260	82	33715LBT6	1STTCH 3.25% MAT	Interest	07/16/2021	07/18/2022				641.10	641.10
Totals for 07/16/2021								11,120,641.10		641.10	-11,120,000.00

Portfolio SCVW
 AC
 TA (PRF_TA) 7.1.1
 Report Ver. 7.3.6.1

Santa Clara Valley Water Dist.
Transaction Activity Report
 Sorted by Transaction Date - Transaction Date

Investment #	Fund	CUSIP	Inv Descrip	TransactionType	TransactionDate	MaturityDate	RedemptionType	New Principal	Principal Paydowns	Interest	Total Cash	
4102	82	23380W523	Money Market Fund	Redemption	07/19/2021				267,000.00		267,000.00	
Totals for 07/19/2021									267,000.00		267,000.00	
4102	82	23380W523	Money Market Fund	Redemption	07/20/2021				1,100,000.00		1,100,000.00	
Totals for 07/20/2021									1,100,000.00		1,100,000.00	
4102	82	23380W523	Money Market Fund	Purchase	07/21/2021			12,937.50			-12,937.50	
4102	82	23380W523	Money Market Fund	Redemption	07/21/2021				556,000.00		556,000.00	
5498	82	3137EAEU9	FEDERAL HOME LN	Interest	07/21/2021	07/21/2025				12,937.50	12,937.50	
5498	82	3137EAEU9	FEDERAL HOME LN	Accr Int	07/21/2021	07/21/2025			431.25	-431.25	0.00	
Totals for 07/21/2021									12,937.50	556,431.25	12,506.25	556,000.00
4102	82	23380W523	Money Market Fund	Purchase	07/22/2021			80,000.00			-80,000.00	
Totals for 07/22/2021									80,000.00		-80,000.00	
4102	82	23380W523	Money Market Fund	Redemption	07/23/2021				6,800,000.00		6,800,000.00	
Totals for 07/23/2021									6,800,000.00		6,800,000.00	
4102	82	23380W523	Money Market Fund	Purchase	07/26/2021			7,083.33			-7,083.33	
4102	82	23380W523	Money Market Fund	Purchase	07/26/2021			900,000.00			-900,000.00	
5507	82	3130ALKL7	FEDERAL HOME	Interest	07/26/2021	03/25/2026				3,541.66	3,541.66	
5508	82	3130ALKL7	FEDERAL HOME	Interest	07/26/2021	03/25/2026				3,541.67	3,541.67	
Totals for 07/26/2021									907,083.33	7,083.33	-900,000.00	
4102	82	23380W523	Money Market Fund	Purchase	07/27/2021			216.99			-216.99	
4102	82	23380W523	Money Market Fund	Purchase	07/27/2021			30,450.00			-30,450.00	
4102	82	23380W523	Money Market Fund	Redemption	07/27/2021				4,690,000.00		4,690,000.00	
5086	82	3133EG5D3	FFCB 2.03% MAT	Interest	07/27/2021	01/27/2022				30,450.00	30,450.00	
5445	82	79772FAF3	SF FCU 1.1% MAT	Interest	07/27/2021	03/27/2025				216.99	216.99	
Totals for 07/27/2021									30,666.99	4,690,000.00	30,666.99	4,690,000.00
5519	82	801546QV7	SANTA CLARA CNTY	Purchase	07/28/2021	08/01/2025		1,850,039.40			-1,850,039.40	
4102	82	23380W523	Money Market Fund	Purchase	07/28/2021			5,000,000.00			-5,000,000.00	
4102	82	23380W523	Money Market Fund	Purchase	07/28/2021			10,000.00			-10,000.00	
5458	82	3136G4D26	FEDERAL NATL MTG	Redemption	07/28/2021	07/28/2023	Call		5,000,000.00		5,000,000.00	
4102	82	23380W523	Money Market Fund	Redemption	07/28/2021				1,850,039.40		1,850,039.40	
4102	82	23380W523	Money Market Fund	Redemption	07/28/2021				690,000.00		690,000.00	
5458	82	3136G4D26	FEDERAL NATL MTG	Interest	07/28/2021	07/28/2023				10,000.00	10,000.00	
Totals for 07/28/2021									6,860,039.40	7,540,039.40	10,000.00	690,000.00
4102	82	23380W523	Money Market Fund	Redemption	07/29/2021				3,984,000.00		3,984,000.00	
Totals for 07/29/2021									3,984,000.00		3,984,000.00	
4102	82	23380W523	Money Market Fund	Purchase	08/02/2021			682.12			-682.12	
4102	82	23380W523	Money Market Fund	Purchase	08/02/2021			1,000.00			-1,000.00	
4102	82	23380W523	Money Market Fund	Purchase	08/02/2021			46,100.00			-46,100.00	
4102	82	23380W523	Money Market Fund	Purchase	08/02/2021			12,509.10			-12,509.10	

Santa Clara Valley Water Dist.
Transaction Activity Report
 Sorted by Transaction Date - Transaction Date

Investment #	Fund	CUSIP	Inv Descrip	TransactionType	TransactionDate	MaturityDate	RedemptionType	New Principal	Principal Paydowns	Interest	Total Cash
4102	82	23380W523	Money Market Fund	Purchase	08/02/2021			748.85			-748.85
4102	82	23380W523	Money Market Fund	Purchase	08/02/2021			152.57			-152.57
4102	82	23380W523	Money Market Fund	Purchase	08/02/2021			24,500.00			-24,500.00
4102	82	23380W523	Money Market Fund	Purchase	08/02/2021			6,300.00			-6,300.00
4102	82	23380W523	Money Market Fund	Purchase	08/02/2021			5,240.00			-5,240.00
4102	82	23380W523	Money Market Fund	Purchase	08/02/2021			1,965.00			-1,965.00
4102	82	23380W523	Money Market Fund	Purchase	08/02/2021			2,217.00			-2,217.00
4102	82	23380W523	Money Market Fund	Purchase	08/02/2021			5,379.00			-5,379.00
4102	82	23380W523	Money Market Fund	Purchase	08/02/2021			5,040.75			-5,040.75
4102	82	23380W523	Money Market Fund	Purchase	08/02/2021			2,600.00			-2,600.00
4102	82	23380W523	Money Market Fund	Purchase	08/02/2021			3,135.00			-3,135.00
4102	82	23380W523	Money Market Fund	Purchase	08/02/2021			22,537.50			-22,537.50
4102	82	23380W523	Money Market Fund	Purchase	08/02/2021			16,590.00			-16,590.00
4102	82	23380W523	Money Market Fund	Purchase	08/02/2021			3,865.00			-3,865.00
4102	82	23380W523	Money Market Fund	Purchase	08/02/2021			26,686.40			-26,686.40
4102	82	23380W523	Money Market Fund	Purchase	08/02/2021			7,032.50			-7,032.50
4102	82	23380W523	Money Market Fund	Purchase	08/02/2021			8,685.00			-8,685.00
4102	82	23380W523	Money Market Fund	Purchase	08/02/2021			18,140.00			-18,140.00
4102	82	23380W523	Money Market Fund	Purchase	08/02/2021			28,291.88			-28,291.88
4102	82	23380W523	Money Market Fund	Purchase	08/02/2021			65,750.00			-65,750.00
4102	82	23380W523	Money Market Fund	Purchase	08/02/2021			2,960.50			-2,960.50
4102	82	23380W523	Money Market Fund	Purchase	08/02/2021			9,325.00			-9,325.00
4102	82	23380W523	Money Market Fund	Purchase	08/02/2021			6,290.00			-6,290.00
4102	82	23380W523	Money Market Fund	Purchase	08/02/2021			5,424.25			-5,424.25
4102	82	23380W523	Money Market Fund	Purchase	08/02/2021			4,297.50			-4,297.50
4102	82	23380W523	Money Market Fund	Purchase	08/02/2021			10,305.00			-10,305.00
4102	82	23380W523	Money Market Fund	Purchase	08/02/2021			10,937.50			-10,937.50
4102	82	23380W523	Money Market Fund	Purchase	08/02/2021			9,000.00			-9,000.00
4102	82	23380W523	Money Market Fund	Purchase	08/02/2021			30,300.00			-30,300.00
4102	82	23380W523	Money Market Fund	Purchase	08/02/2021			2,000,000.00			-2,000,000.00
5362	82	368079HR3	GAVILA 2.45% MAT	Redemption	08/02/2021	08/01/2021	Maturity		2,000,000.00		2,000,000.00
5189	82	798170AE6	SJSDEV 2.63% MAT	Interest	08/02/2021	08/01/2022				39,450.00	39,450.00
5190	82	798170AE6	SJSDEV 2.63% MAT	Interest	08/02/2021	08/01/2022				26,300.00	26,300.00
5198	82	010878AN6	ACNTY 4. % MAT	Interest	08/02/2021	08/01/2022				46,100.00	46,100.00
5279	82	93974D5Q7	WA GO 3.03% MAT	Interest	08/02/2021	08/01/2023				30,300.00	30,300.00
5329	82	56781RJG3	MARIN 2.895% MAT	Interest	08/02/2021	08/01/2023				8,685.00	8,685.00
5330	82	56781RJF5	MARIN CALIF	Interest	08/02/2021	08/01/2022				7,032.50	7,032.50
5349	82	56781RGP6	MARIN CALIF	Interest	08/02/2021	08/01/2022				26,686.40	26,686.40
5362	82	368079HR3	GAVILA 2.45% MAT	Interest	08/02/2021	08/01/2021				24,500.00	24,500.00
5363	82	368079HS1	GAVILA 2.52% MAT	Interest	08/02/2021	08/01/2022				6,300.00	6,300.00
5364	82	368079HT9	GAVILAN CALIF JT	Interest	08/02/2021	08/01/2023				5,240.00	5,240.00
5401	82	677765GV5	OHLONE 1.814%	Interest	08/02/2021	08/01/2024				18,140.00	18,140.00
5402	82	127109QA7	CABRIL 100.% MAT	Interest	08/02/2021	08/01/2024				12,509.10	12,509.10

Santa Clara Valley Water Dist.
Transaction Activity Report
 Sorted by Transaction Date - Transaction Date

Investment #	Fund	CUSIP	Inv Descrip	TransactionType	TransactionDate	MaturityDate	RedemptionType	New Principal	Principal Paydowns	Interest	Total Cash
5407	82	544290JB6	LACD 1.896% MAT	Interest	08/02/2021	08/01/2022				16,590.00	16,590.00
5409	82	923040GU7	VENTUR 100.% MAT	Interest	08/02/2021	08/01/2024				9,000.00	9,000.00
5410	82	923040GT0	VENT C 1.75% MAT	Interest	08/02/2021	08/01/2023				10,937.50	10,937.50
5411	82	802498UG8	SMCSCD 1.669%	Interest	08/02/2021	08/01/2023				5,424.25	5,424.25
5412	82	802498UH6	SANTA	Interest	08/02/2021	08/01/2024				4,297.50	4,297.50
5413	82	542411NJ8	LONHGR 1.803%	Interest	08/02/2021	08/01/2024				22,537.50	22,537.50
5414	82	376087FY3	GILSCD 1.793% MAT	Interest	08/02/2021	08/01/2023				5,379.00	5,379.00
5415	82	376087FZ0	GILROY CALIF UNI	Interest	08/02/2021	08/01/2024				5,040.75	5,040.75
5416	82	835569GR9	SONOMA 2.061%	Interest	08/02/2021	08/01/2024				10,305.00	10,305.00
5417	82	799306QJ7	RAFAEL 1.865% MAT	Interest	08/02/2021	08/01/2023				9,325.00	9,325.00
5468	82	530319SK9	LIBHSD 0.65% MAT	Interest	08/02/2021	08/01/2024				2,600.00	2,600.00
5469	82	530319SL7	LIBERTY CALIF UN	Interest	08/02/2021	08/01/2025				3,135.00	3,135.00
5471	82	368079KB4	GAVILAN CALIF JT	Interest	08/02/2021	08/01/2023				1,965.00	1,965.00
5472	82	368079KC2	GAVILAN CALIF JT	Interest	08/02/2021	08/01/2024				2,217.00	2,217.00
5475	82	799408Z85	SAN RAMON	Interest	08/02/2021	08/01/2025				6,290.00	6,290.00
5480	82	677765GW3	OHLONE CALIF	Interest	08/02/2021	08/01/2025				28,291.88	28,291.88
5484	82	54438CYK2	LOS ANGELES	Interest	08/02/2021	08/01/2025				3,865.00	3,865.00
5493	82	798186N81	SJUSD 0.558% MAT	Interest	08/02/2021	08/01/2025				2,960.50	2,960.50
5515	82	357172B79	FREMONT CALIF UN	Interest	08/02/2021	08/01/2025				152.57	152.57
5516	82	357172B61	FUHSD 0.553% MAT	Interest	08/02/2021	08/01/2024				748.85	748.85
4102	82	23380W523	Money Market Fund	Interest	08/02/2021					682.12	682.12
Totals for 08/02/2021								2,403,987.42	2,000,000.00	402,987.42	-1,000.00
4102	82	23380W523	Money Market Fund	Purchase	08/03/2021			14,500.00			-14,500.00
4102	82	23380W523	Money Market Fund	Redemption	08/03/2021				1,000.00		1,000.00
5403	82	3133EJWA3	FEDERAL FARM CR	Interest	08/03/2021	02/03/2023				14,500.00	14,500.00
Totals for 08/03/2021								14,500.00	1,000.00	14,500.00	1,000.00
4102	82	23380W523	Money Market Fund	Purchase	08/05/2021			62,500.00			-62,500.00
5429	82	3135G0V34	FEDERAL NATL MTG	Interest	08/05/2021	02/05/2024				62,500.00	62,500.00
Totals for 08/05/2021								62,500.00		62,500.00	0.00
4102	82	23380W523	Money Market Fund	Purchase	08/12/2021			13,250.00			-13,250.00
4102	82	23380W523	Money Market Fund	Purchase	08/12/2021			15,000.00			-15,000.00
5460	82	3133EL3P7	FEDERAL FARM CR	Interest	08/12/2021	08/12/2025				13,250.00	13,250.00
5461	82	3134GWND4	FEDERAL HOME LN	Interest	08/12/2021	08/12/2025				15,000.00	15,000.00
Totals for 08/12/2021								28,250.00		28,250.00	0.00
4102	82	23380W523	Money Market Fund	Purchase	08/16/2021			37,950.00			-37,950.00
4102	82	23380W523	Money Market Fund	Purchase	08/16/2021			35,750.00			-35,750.00
4102	82	23380W523	Money Market Fund	Purchase	08/16/2021			41,934.38			-41,934.38
4102	82	23380W523	Money Market Fund	Purchase	08/16/2021			662.47			-662.47
5260	82	33715LBT6	1STTCH 3.25% MAT	Interest	08/16/2021	07/18/2022				662.47	662.47
5339	82	3133EKAK2	FFCB 2.53% MAT	Interest	08/16/2021	02/14/2022				37,950.00	37,950.00
5344	82	880591EN8	TENNESSEE	Interest	08/16/2021	08/15/2022				41,934.38	41,934.38

Santa Clara Valley Water Dist.
Transaction Activity Report
 Sorted by Transaction Date - Transaction Date

Investment #	Fund	CUSIP	Inv Descrip	TransactionType	TransactionDate	MaturityDate	RedemptionType	New Principal	Principal Paydowns	Interest	Total Cash
5440	82	3133ELNE0	FEDERAL FARM CR	Interest	08/16/2021	02/14/2024				35,750.00	35,750.00
Totals for 08/16/2021								116,296.85		116,296.85	0.00
4102	82	23380W523	Money Market Fund	Purchase	08/18/2021			30,000.00			-30,000.00
5504	82	3130AL2G8	FEDERAL HOME	Interest	08/18/2021	02/18/2026				30,000.00	30,000.00
Totals for 08/18/2021								30,000.00		30,000.00	0.00
4102	82	23380W523	Money Market Fund	Purchase	08/20/2021			5,500.00			-5,500.00
5505	82	037833DX5	AAPL 0.55% MAT	Interest	08/20/2021	08/20/2025				5,500.00	5,500.00
5505	82	037833DX5	AAPL 0.55% MAT	Accr Int	08/20/2021	08/20/2025			91.67	-91.67	0.00
Totals for 08/20/2021								5,500.00	91.67	5,408.33	0.00
4102	82	23380W523	Money Market Fund	Purchase	08/24/2021			8,750.00			-8,750.00
4102	82	23380W523	Money Market Fund	Purchase	08/24/2021			5,000,000.00			-5,000,000.00
5464	82	3134GWMX1	FEDERAL HOME LN	Redemption	08/24/2021	05/24/2024	Call		5,000,000.00		5,000,000.00
5464	82	3134GWMX1	FEDERAL HOME LN	Interest	08/24/2021	05/24/2024				8,750.00	8,750.00
Totals for 08/24/2021								5,008,750.00	5,000,000.00	8,750.00	0.00
4102	82	23380W523	Money Market Fund	Purchase	08/25/2021			7,083.33			-7,083.33
4102	82	23380W523	Money Market Fund	Purchase	08/25/2021			9,375.00			-9,375.00
4102	82	23380W523	Money Market Fund	Purchase	08/25/2021			10,530.00			-10,530.00
5465	82	3136G4T52	FEDERAL NATL MTG	Interest	08/25/2021	02/25/2025				10,530.00	10,530.00
5495	82	3135G05X7	FEDERAL NATL MTG	Interest	08/25/2021	08/25/2025				9,375.00	9,375.00
5507	82	3130ALKL7	FEDERAL HOME	Interest	08/25/2021	03/25/2026				3,541.66	3,541.66
5508	82	3130ALKL7	FEDERAL HOME	Interest	08/25/2021	03/25/2026				3,541.67	3,541.67
Totals for 08/25/2021								26,988.33		26,988.33	0.00
4102	82	23380W523	Money Market Fund	Purchase	08/26/2021			7,600,000.00			-7,600,000.00
Totals for 08/26/2021								7,600,000.00			-7,600,000.00
5520	82	3135G0K36	FEDERAL NATL MTG	Purchase	08/27/2021	04/24/2026		5,343,337.08			-5,343,337.08
4102	82	23380W523	Money Market Fund	Purchase	08/27/2021			224.22			-224.22
4102	82	23380W523	Money Market Fund	Redemption	08/27/2021				5,307,035.00		5,307,035.00
4102	82	23380W523	Money Market Fund	Redemption	08/27/2021				36,302.08		36,302.08
5445	82	79772FAF3	SF FCU 1.1% MAT	Interest	08/27/2021	03/27/2025				224.22	224.22
Totals for 08/27/2021								5,343,561.30	5,343,337.08	224.22	0.00
4102	82	23380W523	Money Market Fund	Purchase	09/01/2021			53,000.00			-53,000.00
4102	82	23380W523	Money Market Fund	Purchase	09/01/2021			38,250.00			-38,250.00
4102	82	23380W523	Money Market Fund	Purchase	09/01/2021			20,500.00			-20,500.00
4102	82	23380W523	Money Market Fund	Purchase	09/01/2021			72,500.00			-72,500.00
4102	82	23380W523	Money Market Fund	Purchase	09/01/2021			17,500.00			-17,500.00
4102	82	23380W523	Money Market Fund	Purchase	09/01/2021			5,750.00			-5,750.00
4102	82	23380W523	Money Market Fund	Purchase	09/01/2021			3,250.00			-3,250.00
4102	82	23380W523	Money Market Fund	Purchase	09/01/2021			230,000.00			-230,000.00
4102	82	23380W523	Money Market Fund	Purchase	09/01/2021			594.82			-594.82

Santa Clara Valley Water Dist.
Transaction Activity Report
 Sorted by Transaction Date - Transaction Date

Investment #	Fund	CUSIP	Inv Descrip	TransactionType	TransactionDate	MaturityDate	RedemptionType	New Principal	Principal Paydowns	Interest	Total Cash
4102	82	23380W523	Money Market Fund	Purchase	09/01/2021			16.71			-16.71
5220	82	798189PD2	SAN JOSE	Redemption	09/01/2021	09/01/2021	Maturity		230,000.00		230,000.00
5220	82	798189PD2	SAN JOSE	Interest	09/01/2021	09/01/2021				5,750.00	5,750.00
5221	82	798189PE0	SAN JOSE	Interest	09/01/2021	09/01/2022				3,250.00	3,250.00
5246	82	544351MN6	CY LA 2.9% MAT	Interest	09/01/2021	09/01/2022				36,250.00	36,250.00
5247	82	544351MN6	CY LA 2.9% MAT	Interest	09/01/2021	09/01/2022				36,250.00	36,250.00
5348	82	3133EKBV7	FEDERAL FARM CR	Interest	09/01/2021	03/01/2022				38,250.00	38,250.00
5350	82	478160BT0	JOHNSON &	Interest	09/01/2021	03/01/2023				20,500.00	20,500.00
5368	82	54465AGP1	LA CNY 2.% MAT	Interest	09/01/2021	09/01/2023				17,500.00	17,500.00
5386	82	3133ECGU2	FEDERAL FARM CR	Interest	09/01/2021	03/01/2023				53,000.00	53,000.00
4102	82	23380W523	Money Market Fund	Interest	09/01/2021					594.82	594.82
4102	82	23380W523	Money Market Fund	Interest	09/01/2021					16.71	16.71
Totals for 09/01/2021								441,361.53	230,000.00	211,361.53	0.00
4102	82	23380W523	Money Market Fund	Purchase	09/03/2021			33,750.00			-33,750.00
5265	82	478160CD4	JOHNSON &	Interest	09/03/2021	03/03/2022				33,750.00	33,750.00
Totals for 09/03/2021								33,750.00		33,750.00	0.00
4102	82	23380W523	Money Market Fund	Purchase	09/07/2021			31,875.00			-31,875.00
4102	82	23380W523	Money Market Fund	Purchase	09/07/2021			110,700.00			-110,700.00
5380	82	3133EKP5	FEDERAL FARM CR	Interest	09/07/2021	09/05/2023				31,875.00	31,875.00
5442	82	3133ELQD9	FEDERAL FARM CR	Interest	09/07/2021	03/04/2024				30,750.00	30,750.00
5443	82	3133ELQD9	FEDERAL FARM CR	Interest	09/07/2021	03/04/2024				18,450.00	18,450.00
5459	82	3133ELQD9	FEDERAL FARM CR	Interest	09/07/2021	03/04/2024				30,750.00	30,750.00
5462	82	3133ELQD9	FEDERAL FARM CR	Interest	09/07/2021	03/04/2024				30,750.00	30,750.00
Totals for 09/07/2021								142,575.00		142,575.00	0.00
4102	82	23380W523	Money Market Fund	Purchase	09/08/2021			28,125.00			-28,125.00
4102	82	23380W523	Money Market Fund	Purchase	09/08/2021			33,750.00			-33,750.00
5334	82	313383YJ4	FEDERAL HOME	Interest	09/08/2021	09/08/2023				33,750.00	33,750.00
5444	82	3130A7PH2	FEDERAL HOME	Interest	09/08/2021	03/08/2024				28,125.00	28,125.00
Totals for 09/08/2021								61,875.00		61,875.00	0.00
4102	82	23380W523	Money Market Fund	Purchase	09/09/2021			20,000.00			-20,000.00
5510	82	3133EMSU7	FEDERAL FARM CR	Interest	09/09/2021	03/09/2026				20,000.00	20,000.00
Totals for 09/09/2021								20,000.00		20,000.00	0.00
4102	82	23380W523	Money Market Fund	Purchase	09/10/2021			35,625.00			-35,625.00
4102	82	23380W523	Money Market Fund	Purchase	09/10/2021			118,750.00			-118,750.00
4102	82	23380W523	Money Market Fund	Purchase	09/10/2021			3,000,000.00			-3,000,000.00
5421	82	313378JP7	FEDERAL HOME	Redemption	09/10/2021	09/10/2021	Maturity		3,000,000.00		3,000,000.00
5244	82	3133XPKG8	FEDERAL HOME	Interest	09/10/2021	03/10/2023				118,750.00	118,750.00
5421	82	313378JP7	FEDERAL HOME	Interest	09/10/2021	09/10/2021				35,625.00	35,625.00
Totals for 09/10/2021								3,154,375.00	3,000,000.00	154,375.00	0.00

Santa Clara Valley Water Dist.
Transaction Activity Report
 Sorted by Transaction Date - Transaction Date

Investment #	Fund	CUSIP	Inv Descrip	TransactionType	TransactionDate	MaturityDate	RedemptionType	New Principal	Principal Paydowns	Interest	Total Cash
4102	82	23380W523	Money Market Fund	Purchase	09/13/2021			112,500.00			-112,500.00
4102	82	23380W523	Money Market Fund	Purchase	09/13/2021			28,500.00			-28,500.00
4102	82	23380W523	Money Market Fund	Purchase	09/13/2021			43,125.00			-43,125.00
4102	82	23380W523	Money Market Fund	Purchase	09/13/2021			60,637.50			-60,637.50
5237	82	3130A1B80	FEDERAL HOME	Interest	09/13/2021	03/11/2022				60,637.50	60,637.50
5241	82	313378CR0	FEDERAL HOME	Interest	09/13/2021	03/11/2022				56,250.00	56,250.00
5243	82	313378CR0	FEDERAL HOME	Interest	09/13/2021	03/11/2022				56,250.00	56,250.00
5341	82	3135G0U43	FN MAD 2.875% MAT	Interest	09/13/2021	09/12/2023				43,125.00	43,125.00
5406	82	3133EHP2	FEDERAL FARM CR	Interest	09/13/2021	03/11/2022				28,500.00	28,500.00
Totals for 09/13/2021								244,762.50		244,762.50	0.00
4102	82	23380W523	Money Market Fund	Purchase	09/14/2021			26,250.00			-26,250.00
5503	82	4581X0DK1	IADB 1.75% MAT	Interest	09/14/2021	03/14/2025				26,250.00	26,250.00
Totals for 09/14/2021								26,250.00		26,250.00	0.00
4102	82	23380W523	Money Market Fund	Purchase	09/15/2021			12,500.00			-12,500.00
5509	82	45950VPT7	IFC 0.5% MAT	Interest	09/15/2021	03/15/2026				12,500.00	12,500.00
Totals for 09/15/2021								12,500.00		12,500.00	0.00
4102	82	23380W523	Money Market Fund	Purchase	09/16/2021			662.47			-662.47
5260	82	33715LBT6	1STTCH 3.25% MAT	Interest	09/16/2021	07/18/2022				662.47	662.47
Totals for 09/16/2021								662.47		662.47	0.00
4102	82	23380W523	Money Market Fund	Purchase	09/20/2021			18,050.00			-18,050.00
5333	82	3133ED2B7	FEDERAL FARM CR	Interest	09/20/2021	09/18/2023				18,050.00	18,050.00
Totals for 09/20/2021								18,050.00		18,050.00	0.00
4102	82	23380W523	Money Market Fund	Purchase	09/23/2021			11,250.00			-11,250.00
5479	82	3137EAX3	FEDERAL HOME LN	Interest	09/23/2021	09/23/2025				9,375.00	9,375.00
5501	82	3137EAX3	FEDERAL HOME LN	Interest	09/23/2021	09/23/2025				1,875.00	1,875.00
Totals for 09/23/2021								11,250.00		11,250.00	0.00
4102	82	23380W523	Money Market Fund	Purchase	09/24/2021			15,000,000.00			-15,000,000.00
4102	82	23380W523	Money Market Fund	Purchase	09/24/2021			10,250.00			-10,250.00
5490	82	3134GXHK3	FEDERAL HOME LN	Interest	09/24/2021	03/24/2025				10,250.00	10,250.00
Totals for 09/24/2021								15,010,250.00		10,250.00	-15,000,000.00
4102	82	23380W523	Money Market Fund	Purchase	09/27/2021			7,083.33			-7,083.33
4102	82	23380W523	Money Market Fund	Purchase	09/27/2021			45,000.00			-45,000.00
4102	82	23380W523	Money Market Fund	Purchase	09/27/2021			224.22			-224.22
4102	82	23380W523	Money Market Fund	Redemption	09/27/2021				913.00		913.00
5290	82	459058GL1	IBRD 3.% MAT	Interest	09/27/2021	09/27/2023				45,000.00	45,000.00
5445	82	79772FAF3	SF FCU 1.1% MAT	Interest	09/27/2021	03/27/2025				224.22	224.22
5507	82	3130ALKL7	FEDERAL HOME	Interest	09/27/2021	03/25/2026				3,541.66	3,541.66
5508	82	3130ALKL7	FEDERAL HOME	Interest	09/27/2021	03/25/2026				3,541.67	3,541.67
Totals for 09/27/2021								52,307.55	913.00	52,307.55	913.00

Santa Clara Valley Water Dist.
Transaction Activity Report
Sorted by Transaction Date - Transaction Date

Investment #	Fund	CUSIP	Inv Descrip	TransactionType	TransactionDate	MaturityDate	RedemptionType	New Principal	Principal Paydowns	Interest	Total Cash
5521	82	91282CCF6	UNITED STATES	Purchase	09/28/2021	05/31/2026		4,971,279.48			-4,971,279.48
5525	82	9128284R8	UNITED STATES	Purchase	09/28/2021	05/31/2025		5,440,490.50			-5,440,490.50
4102	82	23380W523	Money Market Fund	Redemption	09/28/2021				5,393,359.35		5,393,359.35
4102	82	23380W523	Money Market Fund	Redemption	09/28/2021				4,958,984.40		4,958,984.40
4102	82	23380W523	Money Market Fund	Redemption	09/28/2021				59,426.23		59,426.23
Totals for 09/28/2021								10,411,769.98	10,411,769.98		0.00
5526	82	91282CCF6	UNITED STATES	Purchase	09/29/2021	05/31/2026		2,979,079.16			-2,979,079.16
4102	82	23380W523	Money Market Fund	Redemption	09/29/2021				2,971,640.64		2,971,640.64
4102	82	23380W523	Money Market Fund	Redemption	09/29/2021				7,438.52		7,438.52
Totals for 09/29/2021								2,979,079.16	2,979,079.16		0.00
4102	82	23380W523	Money Market Fund	Purchase	09/30/2021			13,396.00			-13,396.00
5476	82	3134GWUY0	FHLMC 0.4% MAT	Interest	09/30/2021	12/30/2024				13,396.00	13,396.00
Totals for 09/30/2021								13,396.00		13,396.00	0.00
Grand Total								186,042,702.43	67,721,661.54	1,910,557.76	-116,410,483.13

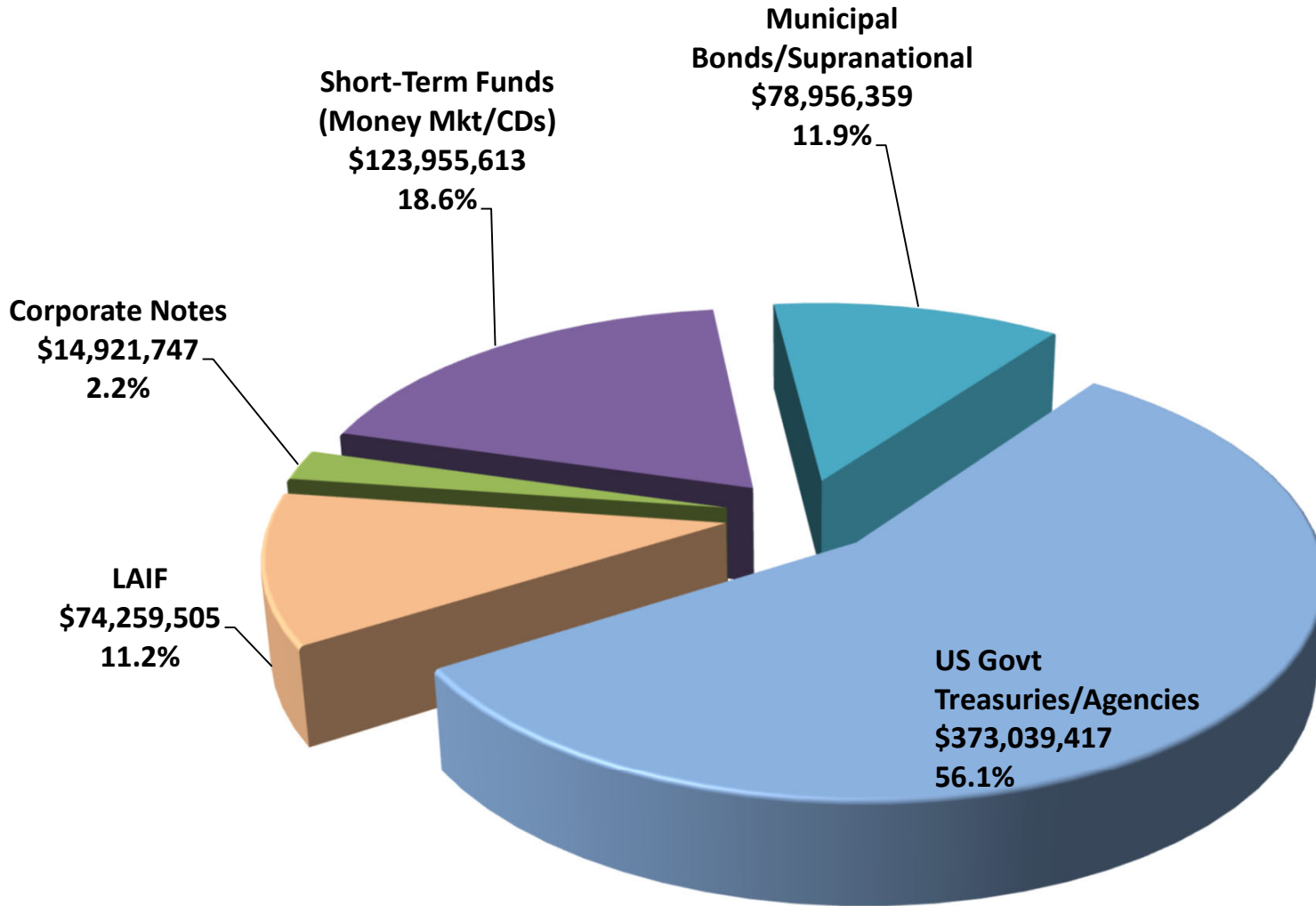


Santa Clara Valley Water Dist.
Purchases Report
Sorted by Security Type - Investment Number
July 1, 2021 - September 30, 2021

SANTA CLARA VALLEY WATER
 5750 Almaden Expressway
 San Jose, San Jose, Ca 951
 (408)265-2607

CUSIP	Investment #	Fund	Sec. Type	Issuer	Original Par Value	Purchase Date	Payment Periods	Principal Purchased	Accrued Interest at Purchase	Rate at Purchase	Maturity Date	YTM 365	Ending Book Value
Treasury Securities - Coupon													
91282CCF6	5521	82	TRC	T-BILL	5,000,000.00	09/28/2021	11/30 - 05/31	4,958,984.40	12,295.08	0.750	05/31/2026	0.930	4,971,351.61
9128284R8	5525	82	TRC	T-BILL	5,000,000.00	09/28/2021	11/30 - 05/31	5,393,359.35	47,131.15	2.875	05/31/2025	0.701	5,439,610.50
91282CCF6	5526	82	TRC	T-BILL	3,000,000.00	09/29/2021	11/30 - 05/31	2,971,640.64	7,438.52	0.750	05/31/2026	0.957	2,979,112.43
				Subtotal	13,000,000.00			13,323,984.39	66,864.75				13,390,074.54
Federal Agency Issues - Coupon													
3135G0K36	5520	82	FAC	FNMA	5,000,000.00	08/27/2021	10/24 - 04/24	5,307,035.00	36,302.08	2.125	04/24/2026	0.780	5,337,112.16
				Subtotal	5,000,000.00			5,307,035.00	36,302.08				5,337,112.16
Municipal Bonds													
801546QV7	5519	82	MUN	SCC	1,770,000.00	07/28/2021	02/01 - 08/01	1,850,039.40		2.000	08/01/2025	0.850	1,846,544.96
				Subtotal	1,770,000.00			1,850,039.40	0.00				1,846,544.96
				Total Purchases	19,770,000.00			20,481,058.79	103,166.83				20,573,731.66

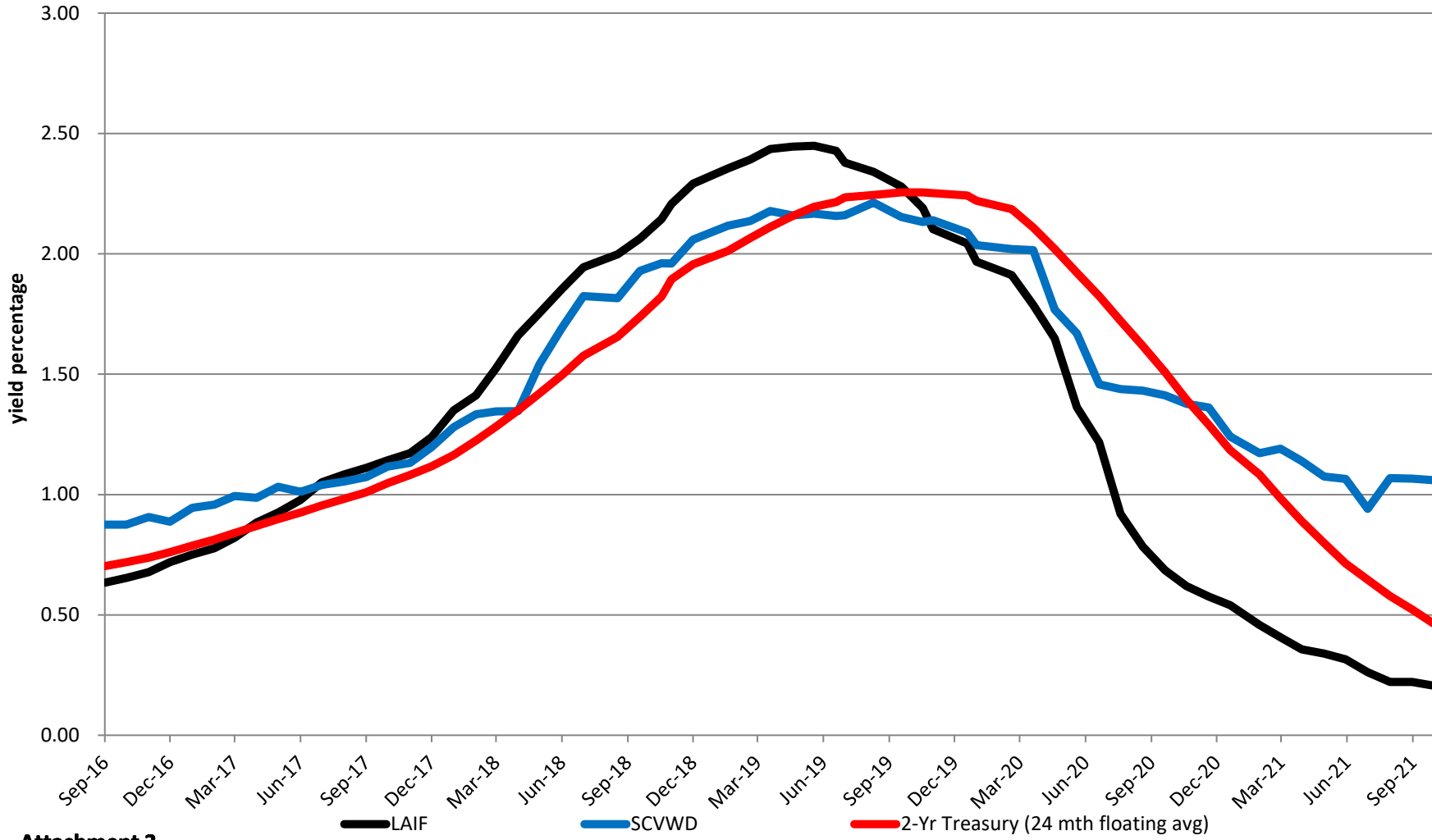
SCVWD Investment Portfolio Composition



SCVWD Portfolio Book Value as of Sep 30, 2021: \$665,132,641

Attachment 2

5-Year Yield Comparison



Attachment 3